

**CHILDREN'S, YOUNG PEOPLE AND EDUCATION
CABINET COMMITTEE**

Tuesday, 13th September, 2022

10.00 am

Council Chamber





AGENDA

CHILDREN'S, YOUNG PEOPLE AND EDUCATION CABINET COMMITTEE

Tuesday, 13 September 2022 at 10.00 am
Council Chamber

Ask for: **Emily Kennedy**
Telephone: **03000 419625**

Membership

Conservative: Mr M C Dance (Chairman), Mr M Dendor (Vice-Chairman),
Mr D Beaney, Mr C Beart, Mrs B Bruneau, Mr G Cooke, Mr D Crow-
Brown, Ms S Hamilton, Mr S C Manion, Ms M McArthur and
Mr A Sandhu, MBE

Labour: Mr A Brady and Dr L Sullivan

Liberal Democrat: Mrs T Dean, MBE

Green and
Independent: Rich Lehmann

Church
Representatives: Mr M Reidy, Mr J Constanti and Mr Q Roper

UNRESTRICTED ITEMS

(During these items the meeting is likely to be open to the public)

- 1 Introduction/Webcast announcement
- 2 Apologies and Substitutes
- 3 Declarations of Interest
- 4 Minutes of the meeting held on 19 July 2022 (Pages 1 - 12)
- 5 Performance Monitoring (Pages 13 - 70)
- 6 Ofsted Update (Pages 71 - 94)
- 7 22/00078 - Special Educational Needs - Commissioning External Tuition
Services (Pages 95 - 110)
- 8 SEND update
- 9 22/00079 - Supported Accommodation (Pages 111 - 124)

10 Verbal Update by Cabinet Members

School Expansions/Alterations

- 11 22/00064 - Additional funding required to complete the construction of the expansion of Whitfield Aspen Primary School (Dover) onto a satellite site (Pages 125 - 134)
- 12 22/00080 - Provision of temporary premises to enable Chilmington Green Secondary School to open off-site in September 2023. (Pages 135 - 152)
- 13 20/0007 - Proposal to expand Pilgrims Way Primary school, Pilgrims Way, Canterbury, Kent, CT1 1XU by increasing the Published Admissions Number (PAN) from 45 places to 60 places from September 2024. (Pages 153 - 162)
- 14 Decisions taken outside of the Cabinet Committee meeting cycle (Pages 163 - 164)
- 15 Work Programme (Pages 165 - 168)

EXEMPT ITEMS

(At the time of preparing the agenda there were no exempt items. During any such items which may arise the meeting is likely NOT to be open to the public)

Benjamin Watts
General Counsel
03000 416814

Monday, 5 September 2022

KENT COUNTY COUNCIL

**CHILDREN'S, YOUNG PEOPLE AND EDUCATION CABINET
COMMITTEE**

MINUTES of a meeting of the Children's, Young People and Education Cabinet Committee held at Online on Tuesday, 19th July, 2022.

PRESENT: Mr M C Dance (Chairman), Mr M Dendor (Vice-Chairman), Mr C Beart, Mr A Brady, Mr G Cooke, Mr D Crow-Brown, Ms S Hamilton, Rich Lehmann, Ms M McArthur, Mr A Sandhu, MBE and Dr L Sullivan

OTHER MEMBERS:

OFFICERS:

UNRESTRICTED ITEMS

17. Apologies and Substitutes
(Item 2)

Apologies were received from Mr Manion and Mrs Dean for whom Mr Streatfeild is present.

18. Declarations of Interest
(Item 3)

19. Minutes of the meeting held on 10 May 2022
(Item 4)

RESOLVED that the minutes of the meeting of the Children's, Young People and Education Cabinet Committee held on 10 May 2022 were correctly recorded and that they be signed by the Chair.

20. Performance Monitoring
(Item 5)

Katherine Atkinson, Assistant Director of Management Information and Intelligence; Stuart Collins, Director – Integrated Children's Services- Early Help Lead; and Sarah Hammond, Corporate Director of CYPE were in attendance for this item

1) Ms Atkinson introduced the report.

2) Further to comments and questions from Members, it was noted:

- There were no waiting lists for educational psychology assessments. However, there were still EHCPs that were taking longer than 20 weeks. Performance had dropped since the published information. This was due to pressures around finding suitable placements to name on final EHCPs. The SEN service was going through consultation for restructure, and this may have had an impact.

- It was thought that the reoffending rate has been affected by the closure of the courts during the Covid-19 pandemic.
- Social work caseload rates were high, but the caseloads were being managed well and there were strategies in place around recruitment to increase social worker numbers.
- There was a rise in exclusions in secondary education. Close work was being undertaken with schools to understand the reasons and challenges that had come from the Covid-19 pandemic. The Department for Education (DfE) had issued new guidance around attendance and exclusions.

3) RESOLVED to note the report.

21. Ofsted Update
(Item 6)

Katherine Atkinson, Assistant Director of Management Information and Intelligence was in attendance for this item

1) Ms Atkinson introduced the report.

2) RESOLVED to note the report.

22. Ofsted Inspection of Children's Services
(Item 7)

Sarah Hammond, Corporate Director of CYPE was in attendance for this item

1) Ms Hammond outlined the report. Members were reminded that the inspection related to Children's Services but did not relate to open access services, SEN, schools or the Youth Offending Service.

2) Further to comments and questions from Members, it was noted:

- Mr Brady raised concerns that staff needed to be engaged with, be able to contribute to service improvement and feel reassured that their concerns were heard.
- An anonymous staff survey of CYPE staff had been conducted at the end of 2021 and had over 1500 responses. The responses from CYPE staff had improved on the responses from the previous year, particularly with regard to senior leadership engagement and feeling able to give their honest opinions about being CYPE staff. There had also been a separate survey for social work staff. The survey results showed communications with staff from senior management was well received.
- There had been issue nationally with the retention of qualified social workers and many had left the profession. KCC was working hard on the retention of social workers but it was acknowledged that it had been difficult for social workers during the Covid-19 pandemic. Ofsted had looked at supervision files for social workers during their inspection and they had seen that social workers had been personally supported as well as there being communication from senior management.
- Newly Qualified Social Workers (NQSWS) had capped caseloads of no more than 10 cases and were to be given the less complex cases. Therefore,

recruitment of NQSWs did not have the same impact as recruiting experienced Social Workers. Work was also being undertaken to recruit experienced Social Workers and this would be aided by the outcome of the inspection rating.

- Since the Covid-19 pandemic, cases had become more complex and 'throughput' of cases was slower. Social workers conducting visits had not had the same ad hoc supervision due to the pandemic and other partner agencies involved with children had not been as available.
- No union or staff representative had raised concerns with Ms Hammond or to her knowledge, any of the Directorate's Management. Social work staff were treated with parity of esteem. It was recognised that KCC was able to recruit excellent but diversely qualified staff into Early Help work. Social workers had to be qualified and registered to deliver statutory social work.

3) Mrs Chandler said that the judgement of the inspection did not mean that KCC was not going to continue on the journey of improvement. Members had shown their appreciation to front line staff during the debate and this was echoed. Thanks and congratulations were given to staff for their work.

4) RESOLVED to note the report.

23. SEND Update *(Item 8)*

Mark Walker, Director of SEND and Sarah Hammond, Corporate Director of CYPE were in attendance for this item.

1) Further to comments and questions, it was noted:

- Demand for EHCPs had remained high. Work was being undertaken to make sure all children with SEN were receiving support so that this would reduce the requirement for EHCPs. The redesign of the service would improve performance.
- There were challenges in identifying placements for EHCPs.
- There had been a staff consultation on the redesign. Staff were engaged in face-to-face and online sessions, an inbox was set up for questions, staff were able to submit comments anonymously and the consultation was extended to allow further feedback and engagement.
- Parents and carers were being urged to make their applications for school transport linked to new EHCPs. 38% had not made their application for school transport, some of whom would not require this service but those who did were urged to make their application as soon as possible.

3) RESOLVED to note the update.

24. Review of Commissioning Plan for Education Provision in Kent 2022-26 *(Item 9)*

Nick Abrahams, Area Education Officer (West Kent) was present for this item.

1) Mr Abrahams outlined the report. The report was a review of the previous year's Commissioning Plan for Education Provision (KCP), assessing forecasting

accuracy and outlining any changes in short-term commissioning intentions to the KCP.

2) Further to questions and comments, it was noted:

- 778 SEND places were being commissioned and the report said 40 had been allocated for September. However, places had been brought forward and 106 specialist places were to be commissioned for September.

3) RESOLVED to endorse the recommendations as outlined in the report.

25. The Responsibilities and Support Services for Kent's Children Not in Employment, Education and Training (NEET)
(Item 10)

Stuart Collins, Integrated Children's Services (Early Help Lead) and Helen Cook, Senior Commissioner were present for this item

1) Mr Collins introduced the report.

2) Further to questions from Members, it was noted:

- The greatest numbers of young people dropped out of education at October half-term. In order to address this issue, work was being done to increase the number of Further Education entry point times.
- The Education People were tracking the young people and the impact of Covid-19. KCC was performing contract monitoring. The biggest challenge was with NEETs who were not engaging with support services.
- The prevention of NEETs started in reception, building children and young people's aspirations and was about celebrating school.

3) RESOLVED to note the report.

26. North Kent Serious Youth Violence Programme; Contextual Safeguarding work
(Item 11)

Hayley Bodiam, Practice Development Lead; Stuart Collins, Integrated Children's Services (Early Help Lead); Ben Watts, General Counsel and Sarah Hammond, Corporate Director for CYPE were in attendance for this item

1) Mr Collins introduced the report.

2) Further to questions and comments, it was noted:

- The Contextual Safeguarding work was Kent Police led and evidence-based approach and practice framework. It helped build understanding of the extra-familial risks to adolescents. It was overseen by the University of Bedfordshire. A report on Serious Youth Violence Programme was commissioned due the need which was identified within data. The Violence Reduction Unit (VRU) was police-led but some KCC staff had been

seconded into the VRU to work alongside police. These pieces of work were linked but also separate. The Contextual Safeguarding work was with young people looking at places and spaces and making those safer, which had positive impacts on the community.

- One of the reasons for the increase in the re-offending rate was thought to be the delays that had happened with the criminal courts as a result of the Covid-19 pandemic. It was noted that indicators for Gravesend, Sevenoaks and Swale were RAG-rated red. It was noted that there were different challenges in different areas.
- There was no key decision linked to this work. Further work would be undertaken outside of the meeting to ensure due diligence in regard to governance.
- A pilot had taken place in Maidstone and consultations had taken place with partners.

3) RESOLVED to note the report.

Dr Sullivan asked for it to be noted that she did not support the motion.

27. Headstart
(Item 12)

Angela Ford, Programme Manager; and Stuart Collins, Integrated Children's Services (Early Help Lead) were in attendance for this item

1) Mr Collins introduced the report.

2) Further to questions from Members, it was noted:

- All staff had appropriate future plans or roles to slot into and the learning from HeadStart would assist with taking forward the Thrive programme.
- Data showed that the aims and goals from Headstart had been met. What success would look like had been agreed with young people and schools had been supportive of the work that had been done. The KPIs had been developed at the beginning of the programme and many of them exceeded. It was a 'test and learn' programme.
- Social media advertising had been used to promote the two websites linked to HeadStart, Kent Resilience Hub and Moodspark
- 21 Emotional Wellbeing Teams, funded by NHS England were going to be working in Kent. KCC was project-managing the implementation of the teams on behalf of NHS Kent and Medway. Kent's plan was to roll out Emotional Wellbeing Teams in 50% of schools, whereas nationally only 35% of an area would be rolled out.
- The sustainability details for HeadStart were contained within the report.
- Mrs Chandler said the schools' and community awards were particularly valuable and young people who were parents themselves had said that Headstart had helped them with their own children.

3) RESOLVED to note the report.

28. SACRE Agreed Syllabus
(Item 13)

Katy Reynolds, Democratic Services Officer was present for this item

- 1) Ms Reynolds introduced the report.
- 2) RESOLVED to agree to note the report.

29. 22/00065 - Multiply Project
(Item 14)

Terry Burgess, Head of CLS; Jude Farrell, Operations Manager – Skills for Life and Christy Holden, Head of Strategic Commissioning (Children and Young People's Services) were present for this item

- 1) Mr Burgess introduced the report.
- 2) Further to questions from Members, it was noted:
 - The work on numeracy would be with Further Education Colleges and there was engagement with possible partners. There would be 10 types of intervention (as outlined in the report).
 - It was hoped that the reach would be increased through the engagement and procurement process. The aim was that more adults achieve Level 2 qualifications, functional skills qualifications in maths and as a result, employers would report less gaps in numeracy skills. It was hoped that adults would gain confidence through numeracy skills to access work or move up within the workplace. Outcomes from the project would be tracked.
 - This was new funding and participants will be working in a 'greenfield area' for this work.
 - Children's Commissioning were to assist the lead officers on the project to ensure there was no duplication of work.

3) Mrs Prendergast said thanks to officers for their work on the project. It was acknowledged that a lack of basic numeracy skills was an obstacle in all sorts of ways including at work and in domestic life, running a household.

- 4) RESOLVED to endorse the recommendations outlined in the report.

30. 22/00057 - Post 16 Transport Policy Statement Correction 2022/23
(Item 15)

Craig Chapman, Head of Fair Access was in attendance for this item

- 1) Mr Chapman introduced the report.
- 2) Further to questions from Members, it was noted:
 - The Kent Wheels 2 Work scheme was not implemented within Fair Access. It was lack of interest which had resulted in the closure of the scheme.
 - A funding source would need to be identified if a new scheme for psot-16 transport was to be put into place.

3) RESOLVED to endorse the recommendations outlined in the report.

31. Update on the 16-19 review and future plans
(Item 16)

Christine McInnes, Director of Education was in attendance for this item

1) Ms McInnes introduced the report.

2) Further to questions and comments from Members, it was noted:

- A Member said that it was a well thought out review and all reviews should follow the same methodology. The collaborative approach taken, engaging with stakeholders was praised.
- There were 30 focus groups of young people identified through providers and also, NEET young people were involved. There were around 5 young people in each focus group.
- Concerns were raised about the availability of apprenticeships in Kent. Issues around apprenticeships and quality were being addressed.
- The cost of travel was important but it was identified that young people needed good careers information and guidance. Parents were key influencers in the choices their children were making in the post-16 sector but choices were made based on what parents and children were familiar with, as the information parents had was quite confused.
- There were 2 pilot schemes (in the Gravesham and Dover areas) of joint planning between post-16 providers to try to get more of a spread within local areas.

3) RESOLVED to note the report.

32. 22/00055 - Proposed Expansion of Maidstone Grammar School for Girls
(Item 17)

1) RESOLVED to endorse the recommendations as outlined in the report.

33. 22/00059 - Proposal to permanently expand Highsted Grammar School, Highsted Road, Sittingbourne, ME10 4PT from 120 places to 150 places for September 2023
(Item 18)

Marisa White (Area Education Officer – East Kent) was in attendance for this item.

1) Ms White outlined the report. Following a redesign of the project after Planning Pre-Consultation and increase in prices due to inflation, the cost of the project had increased.

2) RESOLVED to endorse the recommendations as outlined in the report.

34. 22/00060 - Governing Body proposal to make prescribed changes to Laleham Gap (Foundation) Special School from September 2022
(Item 19)

Marisa White (Area Education Officer – East Kent) was in attendance for this item.

1) Further to questions from Members, it was noted:

- When the school was built, a residential block was built next to it. However, prior to the Covid-19 pandemic, there had been a consultation and numbers requiring the residential places had been low so it had not been feasible to continue to offer this.
- It had been identified that a small number of pupils required targeted support or an extra year to get them ready for college and to prevent drop out. A consultation had been undertaken and the changes were supported

2) RESOLVED to endorse the recommendations as outlined in the report.

35. 22/00061 - Proposal to establish a new 15 place Special Resource Provision at Copperfield Academy, Dover Road East, Gravesend DA11 0RB, for September 2022
(Item 20)

Ian Watts (Area Education Officer – North Kent) was in attendance for this item.

1) Mr Watts introduced the report.

2) RESOLVED to endorse the recommendation in the report.

36. 22/00066 - Notification of an increase in costs to install adequate water supply and hydrants for the proposal to expand Gravesend Grammar School, Church Walk, Gravesend, Kent, DA12, as previously determined by the Cabinet Member on 22nd July 2020 by Decision No 19/00083
(Item 21)

Ian Watts (Area Education Officer – North Kent) was in attendance for this item.

1) Mr Watts introduced the report.

2) RESOLVED to endorse the recommendation in the report.

37. 22/00067 - Proposed forecast expenditure of projects exceeding £1m within the Annual Planned Enhancement and Modernisation Programme
(Item 22)

Joanne Taylor, Head of Capital Delivery was in attendance for this item

1) Ms Taylor introduced the report.

2) RESOLVED to endorse the recommendations as outlined in the report.

38. 22/00068 - Refurbishment and reprovisioning of dining facilities at The John Wallis Academy, Ashford
(Item 23)

Lee Round, Area Education Officer was in attendance for this item

- 1) Mr Round introduced the report.
- 2) RESOLVED to endorse the recommendations as outlined in the report.

39. 22/00069 - Proposal to agree funding to expand Meopham School, Wrotham Road, Meopham, Kent DA13 0AH by increasing the Published Admission Number (PAN) from 140 places to 200 places
(Item 24)

Ian Watts (Area Education Officer – North Kent) was in attendance for this item.

- 1) Mr Watts introduced the report.
- 2) Further to questions from Members, it was noted:
 - Travel to school areas were much wider for secondary age children. There were 'dot maps' showing where pupils were travelling from.
 - Bus facilities had been enhanced on site. Over the first 5 years after the project was completed, the bus infrastructure would be reviewed and work undertaken collaboratively with colleagues in Highways.
- 3) RESOLVED to endorse the recommendation in the report.

40. Decisions Taken Outside of the Cabinet Committee Meeting Cycle
(Item 25)

Sarah Hammond, Corporate Director of CYPE and Craig Chapman, Head of Fair Access were in attendance for this item

- 1) Further to questions from Members, the following points were noted:
 - A significant number of parents had not yet applied for SEN transport for September. Those that had applied were in the assessment and allocation system and would have transport allocated to them.
 - Concerns were raised regarding transport for children in transition between schools.
 - Cabinet members and officers were working over the summer period on the transport issues.

- 2) RESOLVED to note the report.

41. Verbal Update by Cabinet Members
(Item 26)

- 1) Mrs Prendergast said the first key stage 2 attainment statistics since 2019 had recently been published, covering the attainment of year 6 pupils. Sadly but not

unexpectedly, 59% of pupils were assessed to be meeting the expected standard in all of reading, writing and maths, down from 65% in 2019.

The Schools Bill had proved to be controversial, with a significant number of amendments made as it has progressed through the House of Lords. KCC was submitting an expression of interest in participating in the “test and learn” phase of the government plans to promote Local Authority established Multi Academy Trusts. Whether KCC was successful or not, during the autumn term officers were work with the Kent Association of Headteachers to engage the range of providers in the education sector to consider options related to the Schools Bill.

There was an update on the locally commissioned review of 16-19 provision - Pathways for All. Members were encouraged to read the summary if not the document in full.

Mrs Prendergast met with Simon Cook, Chief Executive of Mid -Kent college and visited their campus in Maidstone where she learnt about the breadth of their offer, future plans and was able to talk with some students.

The three Kent FE colleges educate 25,470 students and like other education settings, had to support them both during and post pandemic. A letter from Lucy McLeod, Chief Education Officer at the EKC Group, was received about the very positive impact of the Covid Outbreak Management Fund (COMF) funding which was distributed across Kent last year. They expanded 1:1 and group counselling, established a wide range of additional clubs, alongside trips and visits for students to engage in and trained Mental Health First Aiders. Thanks were given to Lucy for taking the time to feedback the impact of the funding on supporting students.

KCC’s Reconnect programme was still working with schools, and the second in a series of hackathons last month saw nine school teams focusing on ways to improve health, wellbeing and the ability to engage with learning within their school communities. Mrs Prendergast spent some time talking to pupils as they formulated their ideas and the presentation. The three overall winners were The School of Science and Technology (Maidstone), St Peter’s CEP School (Folkestone), and Lady Joanna Thornhill PS (Ashford). Congratulations were given to them and to all those who took part.

Behind the scenes, officers were continuing to drive improvement in a variety of ways and thanks were given for this good work.

The Transport Eligibility team in Fair Access had streamlined the way parents secure free school transport for their children. Secondary transfer mainstream families were contacted to advise them of their child’s eligibility status, reducing the administrative burden of processing two and a half thousand applications. This allowed the team to focus on the assessment of SEN pupils applications, which could be fully automated to allow consideration of each child’s individual circumstances. This placed KCC in the best possible position to meet the challenges of finalising school transport against a backdrop of a pressured transport sector and record high fuel prices.

Some bus services which serve schools are being withdrawn from September. This was unfortunately due to a combination of bus operator service withdrawals and the reduction in bus subsidies that KCC provided to keep certain services operating.

The challenges that had led to these service withdrawals included lower passenger numbers combined with expensive fuel costs, driver shortages and rising inflation affecting the cost of maintaining vehicles. Colleagues in Public Transport were in direct communication with schools who were to be affected by service withdrawals, and communications were being distributed to Kent families and on our website.

KCC would ensure that travel options were provided to pupils who are eligible for free school transport, fulfilling our statutory duty to do so. A child's entitlement to free school transport was not dependent on the mode of travel they currently use, which unfortunately meant that pupils would not become entitled to free school transport as a result of the changes. A dedicated resource was available on Kent.gov.uk to advise parents on what they could do if they found themselves affected by the changes. KCC was to provide refunds to any parents who have bought a Kent Travel Saver bus pass which could not be used because services had been withdrawn or were to be later this year. KCC was also working closely with other bus operators to see if they were able to offer any services to those being withdrawn but it was recognised that all operators are facing the same set of challenges.

It was acutely understood how difficult these changes would be for families across Kent and every effort was being undertaken to reduce their impact, however, KCC alone was not able to balance the impact currently being felt nationally across the transport sector.

Last week, two burst water mains on the Isle of Sheppey resulted in residents and schools being left without water for two days. Schools and settings had to close as they could not operate safely.

A Red Alert weather warning had been issued for the first time for the week beginning 18 July 2022. Officers disseminated DfE advice and guidance to schools, which was to stay open if possible and to take sensible precautions and very small number of schools closed, if, for example, their air conditioning had broken down. Thanks were given to school colleagues in continuing to work and ensure schools remained open for children and young people.

On related matters, at the beginning of May, Internal Audit reviewed CYPE's Business Continuity Plans. CYPE's engagement was managed through the Directorate's Resilience Forum and the Directorate received the highest possible Audit rating of "high assurance" with prospects for further improvements being deemed "very good".

On 4 July, a webinar covering Emergency Planning, Business Continuity Planning and Prevent was held for all schools to highlight the Council's roles and responsibilities in planning for and responding to incidents and emergencies and to highlight the services on offer to support schools. More than 200 school colleagues participated and gave positive very feedback and we have seen increased contact from schools seeking advice and support. The webinar recording was still available on KELSI for those who did not attend the live event.

Thanks were given to all the education leaders and staff across the county that have worked with children, young people and adults through a very challenging year.

2) In response to questions from Members, it was noted:

- There had been a technical issue with the website for Kent Saver Bus Pass applications but this had been resolved.

3) Mrs Chandler said that the preliminary work had begun on the 0-5 Strategy and there was an intention to set up a 'Task and Finish Group' to start in September.

The KCC response to the SEND green paper was to go to the meeting of Cabinet on 21 July 2022. While the response was from KCC, Mrs Chandler and Mrs Prendergast had been holding stakeholder events and speaking to children and young people, parents, head teachers and deputy head teachers, SEN coordinators, primary and secondary schools, to formulate the response.

Mrs Chandler was looking forward to attending Virtual School Kent's evening event for its young people in care in years 12 to 13. The Greatest Gala was being held at Detling Showground and was to bring young people together from around the county to celebrate their achievements over the past year. 250 nominations were received, with 200 receiving awards and 14 receiving top awards. A special award was to be presented in memory of Mrs Ann Allen and her contribution to the community.

42. Work Programme *(Item 27)*

1) Members noted the work programme.

Children, Young People and Education Performance Management

Children, Young People and Education Directorate Scorecard

June 2022

Produced by: Management Information & Intelligence, KCC

Publication Date: 18th August 2022



This page is intentionally blank

Guidance Notes

Notes: Please note that there is no 2019-20 or 2020-21 Education attainment data due to the impact of Coronavirus (COVID-19).
 Figures for indicator CYPE8 (Rate of proven re-offending by CYP) shown in red have not been published by the Ministry of Justice (MoJ) but are included for information in this scorecard.
 Please note that not all Children's Social Work indicators can be shown broken down by District for the associated CSWS team, as caseloads relating to these indicators are held by Area and Kent LA level teams. Cases included in a dataset are based on the Service working with the child and not the child's geographical residence. For new Teams/Services that are created within CSWS or EH, there will be no historical data shown initially, as it is only available from the point at which the new Team/Service begins.

POLARITY




- H** The aim of this indicator is to achieve the highest number/percentage possible
- L** The aim of this indicator is to achieve the lowest number/percentage possible
- T** The aim of this indicator is to stay close to the target that has been set

RAG RATINGS

- RED Floor Standard* has not been achieved
- AMBER Floor Standard* achieved but Target has not been met
- GREEN Target has been achieved

* Floor Standards are set in Directorate Business Plans and if not achieved must result in management action

DIRECTION OF TRAVEL (DOT)

-  Performance has improved
-  Performance has worsened
-  Performance has remained the same

INCOMPLETE DATA

- N/A Data not available
- Data to be supplied

Data in italics indicates previous reporting year

MANAGEMENT INFORMATION CONTACT DETAILS

- Wendy Murray 03000 419417
- Maureen Robinson 03000 417164
- Matt Ashman 03000 417012
- Chris Nunn 03000 417145

MIEducation&WiderEH@kent.gov.uk
MIIntensiveEH&SocialCare@kent.gov.uk

DATA PERIOD

- R12M** Monthly Rolling 12 months
- MS** Monthly Snapshot
- YTD** Year To Date
- Q** Quarterly
- A** Annual


CHILDREN, YOUNG PEOPLE AND EDUCATION SCORECARDS

- CYPE Children, Young People and Education Directorate Scorecard
- EY Early Years Scorecard
- NEET NEET Monthly Scorecard
- SEND Special Educational Needs & Disabilities Scorecard
- ICS Intensive EH and CSWS Monthly Performance Report

KEY TO ABBREVIATIONS

- CIC Children in Care
- CSWT Children's Social Work Teams
- CYP Children and Young People
- DWP Department for Work and Pensions
- EY Early Years
- EYFE Early Years Free Entitlement
- EYFS Early Years Foundation Stage
- FF2 Free For Two
- FSM Free School Meals
- NEET Not in Education, Employment or Training
- SCS Specialist Children's Services
- SEN Special Educational Needs

as at May 2022




131,441 pupils in 459 primary schools
 24.4 % with free school meals (23.1%)

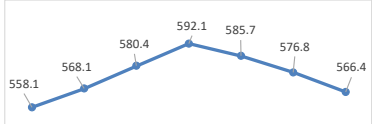
109,859 pupils in 101 secondary schools
 19.7 % with free school meals (20.9%)

5,696 pupils in 24 special schools
 43.7 % with free school meals (44.7%)

as at Jun 2022




Rate of Early Help Unit Referrals per 10,000 of the 0-17 population (inclusive, rolling 12 months)



Month	Rate
Dec 2021	558.1
Jan 2022	568.1
Feb 2022	580.4
Mar 2022	592.1
Apr 2022	585.7
May 2022	576.8
Jun 2022	566.4

December 2021 to June 2022


as at Jun 2022



Open cases

Intensive Early Help	2,776 (Families)
Open Social Work Cases	12,493
<i>Including:</i>	
• Child Protection	1,342
• Children in Care	1,848
• Care Leavers	2,075


as at Jun 2022




Ofsted good or outstanding

EY providers	96.5%	(97%)
Primary	92.9%	(89%)
Secondary	87.8%	(79%)
Special	95.5%	(89%)

as at Jun 2022




Rate of referrals to Children's Social Work Services per 10,000 of the 0-17 population (inclusive, rolling 12 months)



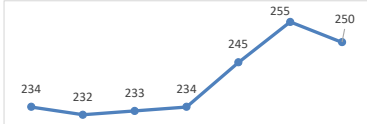
Month	Rate
Dec 2021	560.3
Jan 2022	568.7
Feb 2022	576.6
Mar 2022	576.9
Apr 2022	579.6
May 2022	590.4
Jun 2022	590.7

December 2021 to June 2022

as at Jun 2022




Number of First Time Entrants into the Youth Justice system



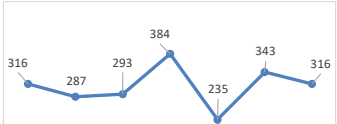
Month	Number
Dec 2021	234
Jan 2022	232
Feb 2022	233
Mar 2022	234
Apr 2022	245
May 2022	255
Jun 2022	250

December 2021 to June 2022

as at Jun 2022




Requests for SEND statutory assessment



Month	Number
Dec 2021	316
Jan 2022	287
Feb 2022	293
Mar 2022	384
Apr 2022	235
May 2022	343
Jun 2022	316

December 2021 to June 2022


as at Jun 2022



Activity at the Front Door (children)

Total contacts	6,527
Number resolved at FD	2,837
Number to CSWS	1,804
Number to EH Units	1,382

as at Jun 2022



Open Access Indicators

Number of Focused Support Requests started during the month	142
• by Children Centre	65
• by Youth Hub	77
% of Focused Support Requests supported by Open Access after 3 months	59.4%
Number of clients supported (interventions and sessions)	6,452

- Figures shown in brackets are National averages
- Free School Meal averages are as at January 2022 school census and based on state funded schools only
- Ofsted National averages are as at 30th June 2022, except EY Providers average which is as at August 2021

Directorate Scorecard - Kent KPIs

Integrated Children's Services Monthly Indicators		Polarity	Data Period	QPR	Monthly Trends						Latest Month	DOT	Target 2022-23	RAG 2022-23	Kent Outturn 2021-22	Target 2021-22	RAG 2021-22	Benchmark Group 2020-21	England 2020-21	Linked to SDP?
					Dec-21	Jan-22	Feb-22	Mar-22	Apr-22	May-22	Jun-22							SN or SE		
SCS03	Percentage re-referrals to Children's Social Work Services within 12 months of a previous referral (R12M)	L	R12M		22.9	22.4	22.2	22.0	21.8	21.3	21.4	↓	25.0	GREEN	22.0	25.0	GREEN	21.5	22.7	
SCS08	Percentage of Returner Interviews completed for those with SCS Involvement	H	R12M		93.0	93.1	93.0	92.6	92.6	91.8	90.1	↓	90.0	GREEN	92.6	90.0	GREEN	N/A	N/A	
SCS13	Percentage of children becoming subject to a child protection plan for the second or subsequent time	T	R12M	✓	19.7	20.2	20.0	19.8	20.5	20.1	21.4	↓	20.0	GREEN	19.8	20.0	GREEN	22.5	22.1	
SCS18	Children in Care in same placement for the last two years (for those in care for two and a half years or more)	H	MS	✓	74.6	74.6	76.0	76.1	75.8	76.2	75.2	↓	70.0	GREEN	76.1	70.0	GREEN	64	N/A	
SCS19	Percentage of CIC Foster Care in KCC Foster Care/Rel & Friends placements (exc UASC)	H	MS	✓	79.2	79.3	78.1	78.3	78.0	76.7	75.4	↓	85.0	AMBER	78.3	85.0	AMBER	N/A	N/A	
SCS29	Average number of days between becoming a child in care and moving in with an adoptive family	L	R12M	✓	372.1	368.9	374.3	391.1	401.9	393.2	418.7	↓	426.0	GREEN	391.1	426.0	GREEN	372	418	
SCS34	Percentage of care leavers in education, employment or training (of those KCC is in touch with)	H	R12M	✓	56.0	55.6	57.3	57.9	59.6	60.4	60.5	↑	65.0	AMBER	57.9	65.0	AMBER	N/A	N/A	
SCS37	Percentage of Case File Audits graded good or outstanding	H	R12M	✓	81.8	80.2	80.2	79.9	79.9	79.9	79.9	↔	80.0	AMBER	79.9	80.0	AMBER	N/A	N/A	
SCS40	Percentage of case holding posts filled by permanent qualified social workers	H	MS	✓	90.5	89.0	85.3	83.3	77.2	77.0	75.9	↓	85.0	AMBER	83.3	85.0	AMBER	N/A	N/A	
SCS42	Average caseloads in the CIC Teams	L	MS		14.8	15.0	15.1	16.0	16.2	17.1	16.6	↑	15.0	AMBER	16.0	15.0	AMBER	N/A	N/A	
SCS43	Average caseloads in the CSWT Teams	L	MS		22.9	23.3	24.0	25.9	27.3	27.2	28.3	↓	18.0	RED	25.9	18.0	RED	N/A	N/A	
EH72-F	Percentage of referrals to an Early Help Unit where a previous episode ended within 12 months	L	R12M		27.4	27.0	26.9	26.6	26.7	27.0	27.2	↓	25.0	AMBER	26.6	25.0	AMBER	28	N/A	Yes
EH52-F	Percentage of EH Assessments completed in the given month, within 6 weeks of allocation	H	MS		84.8	84.8	85.2	85.3	84.9	84.3	83.8	↓	85.0	AMBER	85.3	80.0	GREEN	N/A	N/A	Yes
	Percentage of EH Unit Case Audits rated good or outstanding	H	R12M		75.3	78.2	78.2	78.1	78.1	79.4	79.4	↔	80.0	AMBER	78.1	80.0	AMBER	N/A	N/A	
EH16-F	Percentage of EH cases closed with outcomes achieved that come back to EH or CSWS in 3 mths	L	R12M		13.1	13.1	13.2	13.4	13.4	13.6	13.4	↑	15.0	GREEN	13.4	15.0	GREEN	N/A	N/A	
	Average Caseload within EH Units (Families)	L	MS		14.5	15.0	15.4	15.6	14.9	14.7	14.8	↓	15.0	GREEN	15.6	15.0	AMBER	N/A	N/A	

Page 17

Integrated Children's Services Quarterly Indicators		Polarity	Data Period	QPR	Quarterly Trends				Latest Quarter	DOT	Target 2022-23	RAG	Kent Outturn 2021-22	Target 2021-22	RAG 2021-22	Benchmark Group as at May 2021	England & Wales as at May 2021	Linked to SDP?
					Q2 21-22	Q3 21-22	Q4 21-22	Q1 22-23								SN or SE		
CYPE8	Rate of proven re-offending by CYP	L	Q		37.5	40.9	39.4	40.3	↑			39.4	35.0	AMBER	38.3	37.8		

Note: This target is out of date and the indicator requires updating and therefore this will be refreshed once this work has been done by the County Youth Justice Board.

Directorate Scorecard - Kent KPIs

Education Monthly Indicators		Polarity	Data Period	QPR	Monthly Trends						Latest Month	DOT	Target 2021-22	RAG	Kent Outturn 2020-21	Target 2020-21	RAG 2020-21	Benchmark Group 2020-21	England 2020-21	Linked to SDP?
					Dec-21	Jan-22	Feb-22	Mar-22	Apr-22	May-22	Jun-22							SN or SE		
SEND20	Percentage of Education, Health and Care Plans (EHCPs) issued within 20 weeks	H	MS		32.2	46.2	51.7	59.2	51.8	30.3	39.4	↑	60	RED	31.6	60	RED	66.8	58	Yes
SISE71	Percentage of Year 12-13 age-group (16-17 year olds) not in education, employment or training (NEET) [seasonally impacted indicator]	L	MS		2.6	2.8	2.9	3.1	3.1	3.1	3.2	↓	2.9	AMBER	3.0	2.9	AMBER	2.5	2.8	Yes
CYPE1	Percentage of pupils being placed in independent or out-of-county special schools - Kent responsible EHCPs	L	MS		10.7	10.8	10.8	10.8	10.7	10.6	10.6	↔	9	RED	10.5	9	AMBER	N/A	N/A	Yes
EH43	Number of pupils permanently excluded from the primary phase - all Year R to Year 6 pupils	L	R12M		10	12	13	14	14	16	16	↔	8	RED	3	8	GREEN	N/A	N/A	Yes
EH44	Number of pupils permanently excluded from the secondary phase - all Year 7 to Year 14 pupils	L	R12M		15	16	22	24	28	34	34	↔	18	RED	9	27	GREEN	N/A	N/A	Yes
CYPE6	Percentage of Children Missing Education cases, closed within 30 school days	H	R12M		90.9	90.1	89.3	89.9	90.1	91.2	88.2	↓	90	AMBER	88.8	90	AMBER	N/A	N/A	
CYPE22	Percentage of CYP registered to EHE who receive an offer of a visit within 10 school days of them being brought to our attention	H	R12M		92.6	91.5	89.0	88.8	88.6	89.1	89.1	↔	95	AMBER	92.7	95	AMBER	N/A	N/A	

****Please note that there is no 2019-20 or 2020-21 Education attainment data due to the impact of Coronavirus (COVID-19)****

Education Annual Indicators		Polarity	Data Period	QPR	Annual Trends			Latest Year	Target 2020-21	RAG	DOT	Target 2021-22	Benchmark Group 2020-21	England 2020-21	Linked to SDP?
					2018-19	2019-20	2020-21						SN or SE		
EY2	Percentage of DWP and other identified eligible 2 year olds taking up a free early education place [seasonally impacted indicator]	H	A		74.4	69.8	64.0	70	RED	↓	70	N/A	N/A		
EY14	Percentage of pupils at EYFS achieving a Good Level of Development	H	A		74.0	N/A	N/A	76	N/A	N/A	76	N/A	N/A	Yes	
EY15	Percentage of pupils at EYFS achieving a Good Level of Development - FSM gap	L	A		21	N/A	N/A	19	N/A	N/A	19	N/A	N/A	Yes	
SISE4	Percentage of pupils at KS2 achieving age-related expectations in Reading, writing & mathematics	H	A		68	N/A	N/A	70	N/A	N/A	70	N/A	N/A		
SISE16	Percentage of pupils at KS2 achieving age-related expectations in Reading, writing & mathematics - FSM gap	L	A		23	N/A	N/A	20	N/A	N/A	20	N/A	N/A	Yes	
SISE12	Average score at KS4 in Attainment 8	H	A		47.4	N/A	N/A	49.0	N/A	N/A	49.0	N/A	N/A	Yes	
SISE19	Average score at KS4 in Attainment 8 - FSM gap	L	A		18.1	N/A	N/A	12	N/A	N/A	12	N/A	N/A	Yes	
CYPE23	Average point score per A Level entry at KS5 [School students only]	H	A		33.23	N/A	N/A	36	N/A	N/A	36	N/A	N/A		
CYPE24	Average point score per Applied General entry at KS5 [School students only]	H	A		27.69	N/A	N/A	31	N/A	N/A	31	N/A	N/A		
CYPE25	Average point score per Tech Level entry at KS5 [School students only]	H	A		31.40	N/A	N/A	34	N/A	N/A	34	N/A	N/A		
SEND10	Percentage of pupils with an Education, Health and Care Plan (EHCP) - Kent resident pupils	L	A		3.4	3.8	4.2	3.0	RED	↓	3.0	3.9	3.7	Yes	
CYPE2	Percentage of parents getting first preference of primary school	H	A		89.3	88.3	89.2	90	AMBER	↓	90	91.1	91.8		
CYPE3	Percentage of parents getting first preference of secondary school	H	A		79.0	77.7	69.7	77	RED	↓	77	79.5	81.1		
EH46	Percentage of pupils who are persistently absent from primary schools - all pupils based on 10% threshold	L	A		9.2	N/A	9.2	8.7	AMBER	N/A	8.7	7.5	8.1		
EH47	Percentage of pupils who are persistently absent from secondary schools - all pupils based on 10% threshold	L	A		15.2	N/A	12.2	14.5	GREEN	N/A	14.5	11.1	11.7		

Directorate Scorecard - Kent KPIs

Education and Early Help targets have been reviewed as they were out of date. Many of the targets were set when new measures were introduced, without any trend or comparative data to support this process. Targets now take into account the national position, where this is available, and the year on year improvements seen to date, and seek to drive continuous improvement.

Commentary on Integrated Children's Services Indicators:

Children's Social Care

RED: The average caseload in the Children's Social Work Teams (CSWT) is 28.3 cases, which is considerably above the target caseload of no more than 18 children/young people. Average caseloads in these teams have seen month-on-month increases since December 2021. Several factors have contributed to this increase, including an increase in the average duration of children in need cases and a reduction in the number of social workers 'present' (this takes into account vacancies but also long term sickness and maternity leave). To reduce the reliance on agency staff, reduce caseloads and ensure the right levels of staff are in the right teams and districts DMT commissioned a piece of analysis which recommended an increase of 21 FTE. On 5th April 2022 an additional £1.4m per annum in funding from base budget for this increase in staff was agreed corporately following a business case by CYPE Directors. Other actions taken include a change to the way that Agency Social Workers are recruited, with agreement being given for Children's Services to operate outside of the Managed Service locum agency which will allow a greater degree of flexibility in sourcing locum staff, and an increase in the number of Newly Qualified Social Workers - 63 have just been recruited in comparison to an average of 50 in previous years.

AMBER: The percentage of CIC Foster Care in KCC Foster Care/Rel & Friends placements (excluding UASC) is 75.4% which is below the target of 85.0% and a decrease from the start of the reporting year when it was 78.0% (April 2022). This is an ambitious target, set to drive up the use of in-house placements however Kent's performance compares well against comparators. For 2020/21 Kent had 63% of its CIC within in-house provision compared to an England average of 48% and an average of 50% for Kent's Statistical Neighbours. Information regarding the availability of in-house foster placements is continually reviewed to ensure that foster carer capacity is fully utilised and that children and young people are placed in the most suitable placement and there is a continued focus on recruiting and retaining Kent Foster Carers.

AMBER: The percentage of care leavers in education, employment or training (of those KCC is in touch with) is 60.5%. Whilst this is below the 65.0% target the performance for June 2022 continues to show improvement and is the highest performance achieved since December 2020 when it was 60.7%

AMBER: The percentage of Children's Social Work Case File Audits graded good or outstanding is 79.9%, which is just below, and very close to, the 80.0% Target. Performance has remained the same as there were no Audits during June 2022 as part of the audit cycle.

AMBER: The percentage of case holding posts filled by permanent qualified social workers is 75.9%, below the target of 85.0% (which is based on the national average for Agency Social Workers of 15%). The percentage of social work posts filled by permanent staff has seen month-on-month decreases since November 2021. Actions in place include those noted above with regard to average caseloads.

AMBER: The average caseload in the Children in Care (CIC) Teams is 16.6 cases, above target of 15. This is an improvement in performance when compared to the previous month of May 2022 when the average caseload was 17.1 cases. A comprehensive set of measures to improve the recruitment and retention of social workers is in place, aimed at reducing the average caseloads for all teams

GREEN: The percentage re-referrals to Children's Social Work Services within 12 months of a previous referral was 21.4% for June 2022, achieving the Target of below 25.0%. This performance compares to the latest published England average of 22.7%, 21.5% for Kent's Statistical Neighbours and 27.7% for the South East (all comparative rates are for 2020/21 performance).

GREEN: The Percentage of Returner Interviews completed for those with Children's Social Work Involvement is 90.1%, just above the 90.0% Target. No comparative data for other local authorities is available

GREEN: The percentage of children becoming subject to a child protection plan for the second or subsequent time is 21.4% which is within the target range of 17.5% - 22.5% and compares to average rates for England of 22.1%, Statistical Neighbours 22.5% and the South East 23.5% (2020/21).

GREEN: The percentage of Children in Care in same placement for the last two years (for those in care for two and a half years or more) is 75.2% and above the Target of 70.0%. Kent's performance remains above the latest published the average for Kent's Statistical Neighbours of 69.3%, the average for the South East of 68.0% and the England average of 70.0% (comparative data is for 2020/21).

GREEN: The average number of days between becoming a child in care and moving in with an adoptive family is 419 days, within the nationally set target of less than 426 days. The average number of days has been increasing as a result of delays to court hearings which continues to be an issue following the Covid-19 pandemic.

Intensive Early Help

AMBER: The percentage of referrals to an Early Help Unit where a previous episode ended within 12 months is 27.2%, which is above the target of 25.0%.

AMBER: The percentage of EH Assessments completed in the given month, within 6 weeks of allocation, is at 83.8% which is close to the target of 85.0%

AMBER: The percentage of cases open to Intensive Early Help that were audited and graded as good or outstanding is 79.4% which is just below the 80.0% target. Performance has remained the same as there were no Audits during June 2022 as part of the audit cycle.

GREEN: The percentage of EH cases closed with outcomes achieved that come back to EH or CSWS in 3 months is 13.4%, remaining below the Target of 15.0%

Directorate Scorecard - Kent KPIs

Commentary on Education Indicators:

The majority of education indicators are annual. Commentary has only been provided for indicators where new data has been published since the last scorecard was issued

RED: The percentage of Education, Health and Care Plans (EHCPs) issued within 20 weeks each month has fallen in recent months. In June 99 out of 251 plans (39.4%) were completed with 20 weeks. The rolling 12-month average to June 2022 is slightly higher at 44.6% with 1,167 out of 2,616 being issued within timescale. There is a high volume of open cases as demand into the system remains high. Currently, 28% of all open cases are over 20 weeks. Timescales are being closely monitored and are currently being impacted by staffing pressures and the SEND service redesign. A lack of timely advice and guidance also impacts timescales for some cases, and means decisions cannot be made within 16 weeks, affecting the 20-week timescale.

RED: The percentage of pupils being placed in independent or out-of-county special schools for Kent responsible EHCPs is 10.6% and is higher than the target of 9%. This is reflective on demand within the system. Work is taking place to forecast need for different types of SEND placements, and this will inform the strategy for SEND place planning going forward, including use of Specialist Resourced Provision (SRPs). The DfE is increasing its focus on SEND place planning, and from 2023, the annual statutory School Capacity return (SCAP) will include SEND places.

RED: 16 primary aged pupils were permanently excluded from school during the last 12 months, double the target (of 8). The latest 12-month period is not directly impacted on by the Covid-19 'National 3.0' school closures, and therefore, is more reflective of the level of permanent exclusions prior to the pandemic outbreak. The rolling 12-month average in June 2019 was 13 pupils.

RED: The number of permanent exclusions from secondary schools at 34 pupils is above the target of 18. The latest 12-month period is not directly impacted on by the Covid-19 'National 3.0' school closures and is now higher than the pre pandemic rolling 12-month average in June 2019 which was 28 pupils. Advisers from the PRU, Inclusion and Attendance Service (PIAS) have been working closely with schools to find alternatives to permanent exclusion, where possible, within the constraints of the statutory processes and DfE guidance. Permanent exclusion remains the very last resort for the most serious incidents and where all school resources, multi-agency intervention and services to promote inclusion within the setting have been exhausted.

RED: The percentage of DWP and other identified eligible 2-year-olds taking up a free early education place had been falling over the last 2 years. A working group is focusing on FF2 take-up rates and looking at new approaches in this area. Termly data shows that FF2 take-up appears to have reached pre-pandemic levels again but continues to present challenges in some districts. Following discussions with providers, Reconnect funding is facilitating some targeted family marketing work in Dartford and Gravesham, the impact of which will be available at the end of the autumn term. In the meantime, we continue to market FF2 information within available resources to drive take-up.

AMBER: The Percentage of Year 12-13 age-group (16-17 year olds) not in education, employment or training (NEET) in has been very slightly increasing since December from 2.6% to 3.2% which means the target of 2.9% has not been met. Please note this is a seasonal indicator and numbers will naturally increase as the academic year progresses. For this reason, the DfE uses the rolled average for November, January and February which is 2.8%. When combined with the Not Known cohort (2.3%) the aggregate figure is 5.1% which is an overall improvement of 2.4 percentage points from last year's performance of 7.5%. The improvement is largely due to reducing the number of not knowns through enhanced tracking. There were 758 fewer young people whose activity was not known than in the previous year.

AMBER: The Percentage of Children Missing Education cases, closed within 30 school days has fallen in June from 91.2% in May to 88.2% which means it is now below the target (90%).

AMBER: The percentage of CYP registered to EHE who receive an offer of a visit within 10 school days of them being brought to our attention at 89.1% remains consistently below the target of 95%

Data Sources for Current Report

Code	Indicator	Source Description	Latest data Description	Latest data release date
Activity-Volume Measures				
CYPE10	Number of Primary Schools	MI School Census Database	Summer 2022 School Census	Aug 2022
CYPE11	Number of Secondary Schools	MI School Census Database	Summer 2022 School Census	Aug 2022
CYPE12	Number of Special Schools	MI School Census Database	Summer 2022 School Census	Aug 2022
CYPE13	Total pupils on roll in Primary Schools	MI School Census Database	Summer 2022 School Census	Aug 2022
CYPE14	Total pupils on roll in Secondary Schools	MI School Census Database	Summer 2022 School Census	Aug 2022
CYPE15	Total pupils on roll in Special Schools	MI School Census Database	Summer 2022 School Census	Aug 2022
CYPE16	Percentage of Primary School pupils eligible for Free School Meals	MI School Census Database	Summer 2022 School Census	Aug 2022
CYPE17	Percentage of Secondary School pupils eligible for Free School Meals	MI School Census Database	Summer 2022 School Census	Aug 2022
CYPE18	Percentage of Special School pupils eligible for Free School Meals	MI School Census Database	Summer 2022 School Census	Aug 2022
EY8	Percentage of EY settings with Good or Outstanding Ofsted Judgements - Overall Effectiveness (non-domestic premises)	MI Ofsted Database	Inspections as at end of June 2022	July 2022
SISE35	Percentage of Primary Schools with Good or Outstanding Ofsted Judgements - Overall Effectiveness	MI Ofsted Database	Inspections as at end of June 2022	July 2022
SISE36	Percentage of Secondary Schools with Good or Outstanding Ofsted Judgements - Overall Effectiveness	MI Ofsted Database	Inspections as at end of June 2022	July 2022
SISE37	Percentage of Special Schools with Good or Outstanding Ofsted Judgements - Overall Effectiveness	MI Ofsted Database	Inspections as at end of June 2022	July 2022
CYPE19	Number of requests for SEND statutory assessment	Synergy reporting	Snapshot data as at end of June 2022	July 2022
EH71-C	Rate of notifications received into Early Help per 10,000 of the 0-17 population (inclusive, rolling 12 months)	Early Help module	Rolling 12 months up to end of June 2022	July 2022
SCS02	Rate of referrals to Children's Social Work Services per 10,000 of the 0-17 population (inclusive, rolling 12 months)	Liberi	Rolling 12 months up to end of June 2022	July 2022
FD01-C	Number of contacts processed in the Front Door	Early Help module	Children referred during the month of June 2022	July 2022
FD10-C	Number of Information, Advice and Guidance contacts processed in the Front Door	Early Help module	Children referred during the month of June 2022	July 2022
FD06-C	Number of contacts processed in the Front Door which met the threshold for CSWS involvement	Early Help module	Children referred during the month of June 2022	July 2022
FD08-C	Number of contacts processed in the Front Door which proceeded to Early Help	Early Help module	Children referred during the month of June 2022	July 2022
EH05-F	Number of cases open to Early Help Units	Early Help module	Snapshot data as at end of June 2022	July 2022
SCS01	Number of open Social Work cases	Liberi	Snapshot data as at end of June 2022	July 2022
	Number of Child Protection cases	Liberi	Snapshot data as at end of June 2022	July 2022
	Number of Children in Care	Liberi	Snapshot data as at end of June 2022	July 2022
	Number of Care Leavers	Liberi	Snapshot data as at end of June 2022	July 2022
EH35	Number of First Time Entrants into the Youth Justice system	MI monthly reporting (CareDirector Youth)	Rolling 12 months up to June 2021	July 2022
FS3	Number of Focused Support Requests started during the month	Core+	Snapshot data as at end of June 2022	July 2022
FS3a	Number of Focused Support Requests started during the month - by Children Centre	Core+	Snapshot data as at end of June 2022	July 2022
FS3b	Number of Focused Support Requests started during the month - by Youth Hub	Core+	Snapshot data as at end of June 2022	July 2022
FS8	Percentage of Focused Support Requests supported by Open Access after 3 months	Core+	Snapshot data as at end of June 2022	July 2022
TS3	Number of Clients supported (interventions and sessions)	Core+	Snapshot data as at end of June 2022	July 2022
Key Performance Indicators				
SCS03	Percentage re-referrals to Children's Social Work Services within 12 months of a previous referral (R12M)	Liberi	Rolling 12 months up to June 2022	July 2022
SCS08	Percentage of Returner Interviews completed for those with SCS Involvement	Liberi	Rolling 12 months up to June 2022	July 2022
SCS13	Percentage of children becoming subject to a child protection plan for the second or subsequent time	Liberi	Rolling 12 months up to June 2022	July 2022
SCS18	Children in Care in same placement for the last two years (for those in care for two and a half years or more)	Liberi	Snapshot as at June 2022	July 2022
SCS19	Percentage of CIC Foster Care in KCC Foster Care/Rel & Friends placements (exc UASC)	Liberi	Snapshot as at June 2022	July 2022
SCS29	Average number of days between becoming a child in care and moving in with an adoptive family	Liberi	Rolling 12 months up to June 2022	July 2022
SCS34	Percentage of care leavers in education, employment or training (of those KCC is in touch with)	Liberi	Rolling 12 months up to June 2022	July 2022
SCS37	Percentage of Case File Audits graded good or outstanding	Liberi	Rolling 12 months up to June 2022	July 2022
SCS40	Percentage of case holding posts filled by permanent qualified social workers	Area Staffing Spreadsheets	Snapshot as at June 2022	July 2022
SCS42	Average caseloads in the CIC Teams	Liberi / Area Staffing Spreadsheets	Snapshot as at June 2022	July 2022
SCS43	Average caseloads in the CSWT Teams	Liberi / Area Staffing Spreadsheets	Snapshot as at June 2022	July 2022

Data Sources for Current Report

Code	Indicator	Source Description	Latest data Description	Latest data release date
Key Performance Indicators (Continued)				
EH72-F	Percentage of referrals to an Early Help Unit where a previous episode ended within 12 months	Early Help module	Snapshot as at June 2022	July 2022
EH52-F	Percentage of EH Assessments completed in the given month, within 6 weeks of allocation	Early Help module	Snapshot as at June 2022	July 2022
	Percentage of EH Unit Case Audits rated good or outstanding	Early Help module	Snapshot as at June 2022	July 2022
EH16-F	Percentage of EH cases closed with outcomes achieved that come back to EH or CSWS in 3 mths	Early Help module	Snapshot as at June 2022	July 2022
	Average Caseload within EH Units (Families)	Early Help module	Snapshot as at June 2022	July 2022
CYPE8	Rate of proven re-offending by CYP	MOJ quarterly reporting	Data for July 2019 to June 2020 cohort	July 2022
SEND20	Percentage of Education, Health and Care Plans (EHCPs) issued within 20 weeks	Synergy - monthly reported data	Snapshot as at June 2022	July 2022
SISE71	Percentage of Year 12-13 age-group (16-17 year olds) not in education, employment or training (NEET)	Monthly submission to DfE via NCCIS for KCC	Snapshot as at June 2022	July 2022
CYPE1	Percentage of pupils being placed in independent or out-of-county special schools - Kent responsible EHCPs	Synergy - monthly reported data	Snapshot as at June 2022	July 2022
EH43	Number of pupils permanently excluded from the primary phase - all Year R to Year 6 pupils	Synergy - monthly reported data	Rolling 12 months up to June 2022	July 2022
EH44	Number of pupils permanently excluded from the secondary phase - all Year 7 to Year 14 pupils	Synergy - monthly reported data	Rolling 12 months up to June 2022	July 2022
CYPE6	Percentage of Children Missing Education cases, closed within 30 school days	Fair Access Team Synergy reporting	Rolling 12 months up to June 2022	July 2022
CYPE22	Percentage of CYP registered to EHE who receive an offer of a visit within 10 school days of them being brought to our attention	Fair Access Team Synergy reporting	Rolling 12 months up to June 2022	July 2022
EY2	Percentage of DWP and other identified eligible 2 year olds taking up a free early education place	FF2 Team in Early Years & Childcare	Snapshot as at 21st December 2020	Dec 2020
EY14	Percentage of pupils at EYFS achieving a Good Level of Development	End of year assessments based on EYFSP framework	2018-19 DfE published	Oct 2019
EY15	Percentage of pupils at EYFS achieving a Good Level of Development - FSM Eligible achievement gap	End of year assessments based on EYFSP framework	2018-19 DfE published	Nov 2019
SISE70	Percentage of pupils at KS2 achieving age-related expectations in Reading, writing & mathematics	Test/TA results for end of academic year	2018-19 DfE published (LA) MI Calcs (Distr)	Dec 2019
SISE76	Percentage of pupils at KS2 achieving age-related expectations in Reading, writing & mathematics - FSM gap	Test/TA results for end of academic year	2018-19 DfE published (LA) MI Calcs (Distr)	Dec 2019
SISE72	Average score at KS4 in Attainment 8	Test results for end of academic year	2018-19 DfE published (LA) NPD Dataset (Distr)	Feb 2020
SISE79	Average score at KS4 in Attainment 8 - FSM gap	Test results for end of academic year	2017-18 DfE published (LA), MI Calcs (Distr)	Feb 2020
CYPE23	Average point score per A Level entry at KS5 [School students only]	Test results for end of academic year	2018-19 DfE published (LA) NPD Dataset (Distr)	Jan 2020
CYPE24	Average point score per Applied General entry at KS5 [School students only]	Test results for end of academic year	2018-19 DfE published (LA) NPD Dataset (Distr)	Jan 2020
CYPE25	Average point score per Tech Level entry at KS5 [School students only]	Test results for end of academic year	2018-19 DfE published (LA) NPD Dataset (Distr)	Jan 2020
SEND10	Percentage of pupils with a Statement or Education, Health and Care Plan (EHCP) - Kent resident pupils	DfE annual snapshot based on school census	Snapshot as at January 2021	July 2021
CYPE2	Percentage of parents getting first preference of primary school	Admissions school places offered for start of academic year	Offers data for academic year 2021-22	June 2021
CYPE3	Percentage of parents getting first preference of secondary school	Admissions school places offered for start of academic year	Offers data for academic year 2021-22	June 2021
EH46	Percentage of pupils who are persistently absent from primary schools - all pupils based on 10% threshold	Autumn and Spring data for academic year 2020-21	2020-21 DfE Published & MI Calculations	Oct 2021
EH47	Percentage of pupils who are persistently absent from secondary schools - all pupils based on 10% threshold	Autumn and Spring data for academic year 2020-21	2020-21 DfE Published & MI Calculations	Oct 2021

Indicator Definitions

Code	Indicator	Definition
Activity-Volume Measures		
CYPE10	Number of Primary Schools	The number of Kent maintained Primary schools (excluding Nurseries) and Primary academies (including Free Schools). Total is as at the latest available termly school census.
CYPE11	Number of Secondary Schools	The number of Kent maintained Secondary schools and Secondary academies (including Free Schools). Total is as at the latest available termly school census.
CYPE12	Number of Special Schools	The number of Kent maintained Special schools and Special academies. Total is as at the latest available termly school census.
CYPE13	Total pupils on roll in Primary Schools	The number of pupils on roll in Kent maintained Primary schools (excluding Nurseries) and Primary academies (including Free Schools). Total excludes guest and subsidiary pupils and is as at the latest available termly school census.
CYPE14	Total pupils on roll in Secondary Schools	The number of pupils on roll in Kent maintained Secondary schools and Secondary academies (including Free Schools). Total excludes guest and subsidiary pupils and is as at the latest available termly school census.
CYPE15	Total pupils on roll in Special Schools	The number of pupils on roll in Kent maintained Special schools and Special academies. Total excludes guest and subsidiary pupils and is as at the latest available termly school census.
CYPE16	Percentage of Primary School pupils eligible for Free School Meals	The number of pupils eligible for Free School Meals in Kent maintained Primary schools (excluding Nurseries) and Primary academies (including Free Schools) as a proportion of all pupils on roll. Totals for both numerator and denominator are for statutory aged pupils only and excludes guest and subsidiary pupils. Data is as at the latest available termly school census.
CYPE17	Percentage of Secondary School pupils eligible for Free School Meals	The number of pupils eligible for Free School Meals in Kent maintained Secondary schools and Secondary academies (including Free Schools) as a proportion of all pupils on roll. Totals for both numerator and denominator are for statutory aged pupils only and excludes guest and subsidiary pupils. Data is as at the latest available termly school census.
CYPE18	Percentage of Special School pupils eligible for Free School Meals	The number of pupils eligible for Free School Meals in Kent maintained Special schools and Special academies as a proportion of all pupils on roll. Totals for both numerator and denominator are for statutory aged pupils only and excludes guest and subsidiary pupils. Data is as at the latest available termly school census.
EY8	Percentage of EY settings with Good or Outstanding Ofsted Judgements - Overall Effectiveness (non-domestic premises)	The percentage of Kent Early Years settings (non-domestic premises only), judged good or outstanding for overall effectiveness in their latest inspection, as a proportion of all inspected Kent Early Years settings (non domestic premises only).
SISE35	Percentage of Primary Schools with Good or Outstanding Ofsted Judgements - Overall Effectiveness	The percentage of Kent maintained Primary schools and Primary academies judged good or outstanding for Overall Effectiveness in their latest inspection, as a proportion of all inspected Kent maintained Primary schools and Primary academies.
SISE36	Percentage of Secondary Schools with Good or Outstanding Ofsted Judgements - Overall Effectiveness	The percentage of Kent maintained Secondary schools and Secondary academies judged good or outstanding for Overall Effectiveness in their latest inspection, as a proportion of all inspected Kent maintained Secondary schools and Secondary academies.
SISE37	Percentage of Special Schools with Good or Outstanding Ofsted Judgements - Overall Effectiveness	The percentage of Kent maintained Special schools and Special academies judged good or outstanding for Overall Effectiveness in their latest inspection, as a proportion of all inspected Kent maintained Special schools and Special academies.
CYPE19	Number of requests for SEND statutory assessment	The number of initial requests for assessment for Education, Health and Care Plans (EHCPs) for 0-25 year olds in Kent LA.
EH71-C	Rate of notifications received into Early Help per 10,000 of the 0-17 population (inclusive, rolling 12 months)	The total number of referrals to an Early Help Unit completed during the corresponding reporting month per 10,000 (Population figures are updated upon receipt of the latest ONS Mid Year population estimates). This is a child level indicator.
SCS02	Rate of referrals to Children's Social Work Services per 10,000 of the 0-17 population (inclusive, rolling 12 months)	This indicator shows the rate of referrals received by Children's Social Work Services. Numerator: Number of referrals (rolling 12 month period). Denominator: child population figure divided by 10,000 (Population figures are updated upon receipt of the latest ONS Mid Year Estimates).
FD01-C	Number of contacts processed in the Front Door	The total number of notifications received during the corresponding reporting month that were processed by the Front Door. District and Area splits are not available for this indicator. The data includes all contact reasons processed by the Front Door. This is a child level indicator.
FD14-C	Number of Information, Advice and Guidance contacts processed in the Front Door	The total number of notifications with a contact outcome of "Information, Advice & Guidance" received during the corresponding reporting month that were processed by the Front Door. District and Area splits are not available for this indicator. The data includes all contact reasons processed by the Front Door. This is a child level indicator.

Indicator Definitions

Code	Indicator	Definition
Activity-Volume Measures (Continued)		
FD02-C	Number of contacts processed in the Front Door which met the threshold for CSWS involvement	The total number of notifications with a contact outcome of "Threshold met for CSWS" received during the corresponding reporting month that were processed by the Front Door. District and Area splits are not available for this indicator. The data includes all contact reasons processed by the Front Door. This is a child level indicator.
FD03-C	Number of contacts processed in the Front Door which proceeded to Early Help	The total number of notifications with a contact outcome of "Proceed to Early Help Unit" received during the corresponding reporting month that were processed by the Front Door. District and Area splits are not available for this indicator. The data includes all contact reasons processed by the Front Door. This is a child level indicator.
EH05-F	Number of cases open to Early Help Units	The number of open cases as at the end of the corresponding reporting month. The data includes all cases sent to units at Early Help Record stage prior to the end of the month. This is a family level indicator.
SCS01	Number of open Social Work cases	The total caseload figures for Children's Social Work Services.
	Number of Child Protection cases	The number of Children who have a Child Protection Plan as at the end of the corresponding reporting month.
	Number of Children in Care	The number of Children in Care as at the end of the corresponding reporting month.
	Number of Care Leavers	The number of Care Leavers as at the end of the corresponding reporting month.
EH3	Number of First Time Entrants into the Youth Justice system	First time entrants are defined as young people (aged 10 – 17 years) who receive their first substantive outcome (relating to a Youth Caution with or without an intervention, or a Conditional Caution or a Court disposal for those who go directly to Court without a Youth Caution or Conditional Caution).
FS3	Number of Focused Support Requests started during the month	The total number of focused support referrals started in the month. The total is the number of family referrals, not number of clients.
FS3a	Number of Focused Support Requests started during the month - by Children Centre	The total number of focused support referrals started in the month by Children Centre. The total is the number of family referrals, not number of clients.
FS3b	Number of Focused Support Requests started during the month - by Youth Hub	The total number of focused support referrals started in the month by Youth Hub. The total is the number of family referrals, not number of clients.
FS8	Percentage of Focused Support Requests supported by Open Access after 3 months	Percentage of referrals still supported by Open Access within 3 months of focus support closing (Further Engagement). Reported month is the date three months after focus support closed date. Further engagement is at least one member of the family to have attended any type of session or taken part in a client/family intervention. Interventions counted as successful are as follows: 'Direct Intervention outside of a group setting', 'Direct Intervention in group setting', 'Email/Telephone/Text', 'Meeting - Client(s) present', 'FF2 Contact', 'NEET Contact', 'Contact with Client'.
TS3	Number of Clients supported (interventions and sessions)	Number of distinct clients who have attended at least one session or client/family intervention (excluding focused support) within the month.
Key Performance Indicators		
SCS03	Percentage re-referrals to Children's Social Work Services within 12 months of a previous referral (R12M)	The percentage of referrals to SCS in the last 12 months where the previous referral date (if any) is within 12 months of the new referral date.
SCS08	Percentage of Returner Interviews completed for those with SCS Involvement	The percentage of returner interviews completed in the last 12 months where the case was open to SCS at the point the child went missing and the child was aged under 18 at the point of going missing.
SCS13	Percentage of children becoming subject to a child protection plan for the second or subsequent time	The percentage of children who become subject to a Child Protection Plan during the last 12 months who have been subject to a previous plan.

Indicator Definitions

Code	Indicator	Definition
Key Performance Indicators (Continued)		
SCS18	Children in Care in same placement for the last two years (for those in care for two and a half years or more)	The percentage of Children in Care aged under 16 at the snapshot date who had been looked after continuously for at least 2.5 years who were living in the same placement for at least 2 years, or are placed for adoption and their adoptive placement together with their previous placement together last for at least 2 years.
SCS19	Percentage of CIC Foster Care in KCC Foster Care/Rel & Friends placements (exc UASC)	The percentage of Kent Children in Care at the snapshot date who are in Foster Care and are placed with KCC Foster Carers or with Relatives and Friends. UASC are excluded
SCS29	Average number of days between becoming a child in care and moving in with an adoptive family	The average number of days between becoming a Looked After Child and moving in with Adoptive Family (for children who have been Adopted in the last 12 months)
SCS34	Percentage of care leavers in education, employment or training (of those KCC is in touch with)	The percentage of relevant and former relevant care leavers who we were in contact with in a 4 month window around their birthday who were aged 17, 18, 19, 20 or 21 and were in education, employment or training.
SCS37	Percentage of Case File Audits graded good or outstanding	The percentage of all completed case audits in the last 12 months where the overall grading was good or outstanding
SCS40	Percentage of case holding posts filled by permanent qualified social workers	The percentage of case holding posts (FTE) at the snapshot date which are held by qualified social workers employed by Kent County Council.
SCS41	Average caseloads in the CIC Teams	The average caseload of social workers within district based CIC Teams at the snapshot date.
SCS42	Average caseloads in the CSWT Teams	The average caseload of social workers within the district based Children's Social Work Teams (CSWTs) at the snapshot date.
EH72-F	Percentage of re-referrals to an Early Help Unit within 12 months of a previous Unit case (R12M)	The percentage of referrals into an EH Unit (R12M) that previously had an episode open to an Early Help Unit in the preceding 12 months. The data only looks at referrals allocated to a Unit. It is calculated using a comparison between the episode end date of the previous episode and the episode start date of the subsequent referral.
EH52-F	Percentage of Assessments completed in the given month, within 6 weeks of allocation	The percentage of assessments completed in the reporting month, where the assessment was completed within 30 working days of allocation.
	Percentage of EH Unit Case Audits rated good or outstanding	The percentage of all EH Unit completed case audits in the last 12 months where the overall grading was good or outstanding
EH16-F	Percentage of EH cases closed with outcomes achieved that come back to EH or CSWS in 3 mths	The percentage of EH cases that have been closed with an outcome of "outcomes achieved" and then came back into either EH or CSWS in the next 3 months. Please note that there is a 3 month time lag on this data so the result shown for May 2020 is actually looking at all EH Closures in the 12 months up to February 2020.
	Average Caseload within EH Units (Families)	Definition to be confirmed.
CYPE8	Rate of proven re-offending by CYP	An offender enters the cohort if they are released from custody, received a non-custodial conviction at court or received a reprimand or warning (caution) in a three month period. A proven reoffence is defined as any offence committed in a one year follow-up period that leads to a court conviction, caution, reprimand or warning in the one year follow-up or within a further six month waiting period to allow the offence to be proven in court. It is important to note that this is not comparable to previous proven reoffending publications which reported on a 12 month cohort.
SEND20	Percentage of Education, Health and Care Plans (EHCPs) issued within 20 weeks	The percentage of Education and Health Care Plans that are issued within 20 weeks as a proportion of all such plans. The data is a snapshot at the end of the month. An education, health and care plan (EHCP) replaced statements and are for children and young people aged up to 25 who need more support than is available through special educational needs support.
SISE71	Percentage of Year 12-13 age-group (16-17 year olds) not in education, employment or training (NEET)	The percentage of young people who have left compulsory education, up until the end of National Curriculum Year 13, who have not achieved a positive education, employment or training destination.

Page 25

Indicator Definitions

Code	Indicator	Definition
Key Performance Indicators (Continued)		
CYPE1	Percentage of pupils being placed in independent or out-of-county special schools - Kent responsible EHCPs	The number of pupils with an EHCP that are placed in independent Special schools or out-of-county Special schools as a percentage of the total number of pupils with an EHCP
EH43	Number of pupils permanently excluded from the primary phase - all Year R to Year 6 pupils	The total number of pupils in Year R to Year 6 that have been permanently excluded from a Kent maintained Primary school, Special school or Pupil Referral Unit (PRU) or Primary academy or Special academy during the last 12 months.
EH44	Number of pupils permanently excluded from the secondary phase - all Year 7 to Year 14 pupils	The total number of pupils in Year 7 to Year 14 that have been permanently excluded from a Kent maintained Secondary school, Special school or Pupil Referral Unit (PRU) or Secondary academy or Special academy during the last 12 months.
CYPE6	Percentage of Children Missing Education cases, closed within 30 school days	The number of closed cases within 30 school days of their referral to Kent County Council's CME Team, as a percentage of the total number of cases opened within the period.
CYPE22	Percentage of CYP registered to EHE who receive an offer of a visit within 10 school days of them being brought to our attention	The number of CYP who register with the LA to Home Educate contacted to include the offer of a visit, within 10 days of receipt of the referral to Kent County Council's EHE Team, as a percentage of the total number of cases opened within the period.
EY2	Percentage of DWP and other identified eligible 2 year olds taking up a free early education place	The number of two year old children accessing a free early education place at an early years provider as a proportion of the total number of families identified as potentially eligible for funding by the Department for Work and Pensions (DWP).
EY1	Percentage of pupils at EYFS achieving a Good Level of Development	Percentage of pupils assessed as achieving Expected or Exceeding in all Prime Learning Goals and all literacy and mathematics Early Learning Goals at the end of reception year, based on the Early Years Foundation Stage framework.
EY1	Percentage of pupils at EYFS achieving a Good Level of Development - FSM Eligible achievement gap	The difference between the achievement of non-FSM eligible pupils and FSM eligible pupils in terms of percentage assessed as achieving Expected or Exceeding in all Prime Learning Goals and all literacy and mathematics Early Learning Goals at the end of reception year, based on the Early Years Foundation Stage framework.
SISE4	Percentage of pupils at KS2 achieving age-related expectations in Reading, writing & mathematics	The percentage of pupils at the end of Key Stage 2 working at the Expected Standard in all of Reading, Writing & maths. Includes Kent maintained schools and academies.
SISE16	Percentage of pupils at KS2 achieving age-related expectations in Reading, writing & mathematics - FSM gap	The difference between the achievement of non-FSM eligible pupils and FSM eligible pupils in terms of percentage working at the Expected Standard in all of Reading, Writing & maths at KS2. Includes Kent maintained schools and academies.
SISE12	Average score at KS4 in Attainment 8	The average Attainment 8 score for pupils at end of Key Stage 4. Attainment 8 is a point score based on attainment across eight subjects which must include English; mathematics; three other English Baccalaureate (EBacc) subjects (sciences, computer science, geography, history and languages); and three further subjects, which can be from the range of EBacc subjects, or can be any other approved, high-value arts, academic, or vocational qualification.
SISE19	Average score at KS4 in Attainment 8 - FSM gap	The difference between the Attainment 8 score of non-FSM eligible pupils and FSM eligible pupils at the end of KS4 (see above definition for SISE12a). Includes Kent maintained schools and academies.
CYPE23	Average point score per A Level entry at KS5 [School students only]	The total number of points achieved in A-Level qualifications by pupils at the end of Key Stage 5 divided by the total number of entries made in all A-Level qualifications. Outcomes are for Kent maintained schools and academies only.
CYPE24	Average point score per Applied General entry at KS5 [School students only]	The total number of points achieved in Applied General qualifications by pupils at the end of Key Stage 5 divided by the total number of entries made in all Applied General qualifications. Outcomes are for Kent maintained schools and academies only.
CYPE25	Average point score per Tech Level entry at KS5 [School students only]	The total number of points achieved in Tech Level qualifications by pupils at the end of Key Stage 5 divided by the total number of entries made in all Tech Level qualifications. Outcomes are for Kent maintained schools and academies only.
SEND10	Percentage of pupils with a Statement or Education, Health and Care Plan (EHCP) - Kent resident pupils	Percentage of pupils with an Education, Health and care Plan (EHCP) as a proportion of all pupils on roll in all schools as at January school census. Includes maintained schools and academies, Pupil Referral Units, Free schools and Independent schools (DfE published data).
CYPE2	Percentage of parents getting first preference of primary school	The percentage of parents who got their first preference of Primary school (out of their three ordered preferences) for their child.

Page 26

Indicator Definitions

Code	Indicator	Definition
Key Performance Indicators (Continued)		
CYPE3	Percentage of parents getting first preference of secondary school	The percentage of parents who got their first preference of Secondary school (out of their three ordered preferences) for their child.
EH46	Percentage of pupils who are persistently absent from primary schools - all pupils based on 10% threshold	The percentage of pupils that have been persistently absent from a Kent maintained Primary school or a Primary academy for 10% or more of their expected sessions over the reported time period.
EH47	Percentage of pupils who are persistently absent from secondary schools - all pupils based on 10% threshold	The percentage of pupils that have been persistently absent from a Kent maintained Secondary school or a Secondary academy for 10% or more of their expected sessions over the reported time period.

This page is intentionally left blank

Children, Young People and Education Performance Management

Children, Young People and Education Directorate Scorecard

June 2022

Produced by: Management Information & Intelligence, KCC

Publication Date: 18th August 2022



This page is intentionally blank

Guidance Notes

Notes: Please note that there is no 2019-20 or 2020-21 Education attainment data due to the impact of Coronavirus (COVID-19).
 Figures for indicator CYPE8 (Rate of proven re-offending by CYP) shown in red have not been published by the Ministry of Justice (MoJ) but are included for information in this scorecard.
 Please note that not all Children's Social Work indicators can be shown broken down by District for the associated CSWS team, as caseloads relating to these indicators are held by Area and Kent LA level teams. Cases included in a dataset are based on the Service working with the child and not the child's geographical residence. For new Teams/Services that are created within CSWS or EH, there will be no historical data shown initially, as it is only available from the point at which the new Team/Service begins.

POLARITY




- H** The aim of this indicator is to achieve the highest number/percentage possible
- L** The aim of this indicator is to achieve the lowest number/percentage possible
- T** The aim of this indicator is to stay close to the target that has been set

RAG RATINGS



- RED** Floor Standard* has not been achieved
- AMBER** Floor Standard* achieved but Target has not been met
- GREEN** Target has been achieved

* Floor Standards are set in Directorate Business Plans and if not achieved must result in management action

DIRECTION OF TRAVEL (DOT)

-  Performance has improved
-  Performance has worsened
-  Performance has remained the same

INCOMPLETE DATA

-  Data not available
-  Data to be supplied

Data in italics indicates previous reporting year

MANAGEMENT INFORMATION CONTACT DETAILS

- Wendy Murray 03000 419417
- Maureen Robinson 03000 417164
- Matt Ashman 03000 417012
- Chris Nunn 03000 417145

MIEducation&WiderEH@kent.gov.uk
MIIntensiveEH&SocialCare@kent.gov.uk

DATA PERIOD

- R12M** Monthly Rolling 12 months
- MS** Monthly Snapshot
- YTD** Year To Date
- Q** Quarterly
- A** Annual


CHILDREN, YOUNG PEOPLE AND EDUCATION SCORECARDS

- CYPE Children, Young People and Education Directorate Scorecard
- EY Early Years Scorecard
- NEET NEET Monthly Scorecard
- SEND Special Educational Needs & Disabilities Scorecard
- ICS Intensive EH and CSWS Monthly Performance Report

KEY TO ABBREVIATIONS

- CIC Children in Care
- CSWT Children's Social Work Teams
- CYP Children and Young People
- DWP Department for Work and Pensions
- EY Early Years
- EYFE Early Years Free Entitlement
- EYFS Early Years Foundation Stage
- FF2 Free For Two
- FSM Free School Meals
- NEET Not in Education, Employment or Training
- SCS Specialist Children's Services
- SEN Special Educational Needs

as at May 2022




131,441 pupils in 459 primary schools
 24.4 % with free school meals (23.1%)

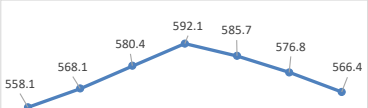
109,859 pupils in 101 secondary schools
 19.7 % with free school meals (20.9%)

5,696 pupils in 24 special schools
 43.7 % with free school meals (44.7%)

as at Jun 2022




Rate of Early Help Unit Referrals per 10,000 of the 0-17 population (inclusive, rolling 12 months)



Month	Rate
Dec 2021	558.1
Jan 2022	568.1
Feb 2022	580.4
Mar 2022	592.1
Apr 2022	585.7
May 2022	576.8
Jun 2022	566.4

December 2021 to June 2022


as at Jun 2022



Open cases

Intensive Early Help	2,776 (Families)
Open Social Work Cases	12,493
<i>Including:</i>	
• Child Protection	1,342
• Children in Care	1,848
• Care Leavers	2,075


as at Jun 2022




Ofsted good or outstanding

EY providers	96.5%	(97%)
Primary	92.9%	(89%)
Secondary	87.8%	(79%)
Special	95.5%	(89%)

as at Jun 2022




Rate of referrals to Children's Social Work Services per 10,000 of the 0-17 population (inclusive, rolling 12 months)



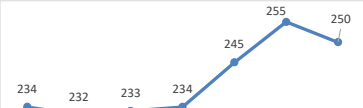
Month	Rate
Dec 2021	560.3
Jan 2022	568.7
Feb 2022	576.6
Mar 2022	576.9
Apr 2022	579.6
May 2022	590.4
Jun 2022	590.7

December 2021 to June 2022

as at Jun 2022




Number of First Time Entrants into the Youth Justice system




Month	Number
Dec 2021	234
Jan 2022	232
Feb 2022	233
Mar 2022	234
Apr 2022	245
May 2022	255
Jun 2022	250

December 2021 to June 2022

as at Jun 2022




Requests for SEND statutory assessment



Month	Number
Dec 2021	316
Jan 2022	287
Feb 2022	293
Mar 2022	384
Apr 2022	235
May 2022	343
Jun 2022	316

December 2021 to June 2022


as at Jun 2022



Activity at the Front Door (children)

Total contacts	6,527
Number resolved at FD	2,837
Number to CSWS	1,804
Number to EH Units	1,382

as at Jun 2022



Open Access Indicators

Number of Focused Support Requests started during the month	142
• by Children Centre	65
• by Youth Hub	77
% of Focused Support Requests supported by Open Access after 3 months	59.4%
Number of clients supported (interventions and sessions)	6,452

- Figures shown in brackets are National averages
- Free School Meal averages are as at January 2022 school census and based on state funded schools only
- Ofsted National averages are as at 30th June 2022, except EY Providers average which is as at August 2021

Directorate Scorecard - Kent KPIs

Integrated Children's Services Monthly Indicators		Polarity	Data Period	QPR	Monthly Trends						Latest Month	DOT	Target 2022-23	RAG 2022-23	Kent Outturn 2021-22	Target 2021-22	RAG 2021-22	Benchmark Group 2020-21	England 2020-21	Linked to SDP?
					Dec-21	Jan-22	Feb-22	Mar-22	Apr-22	May-22	Jun-22							SN or SE		
SCS03	Percentage re-referrals to Children's Social Work Services within 12 months of a previous referral (R12M)	L	R12M		22.9	22.4	22.2	22.0	21.8	21.3	21.4	↓	25.0	GREEN	22.0	25.0	GREEN	21.5	22.7	
SCS08	Percentage of Returner Interviews completed for those with SCS Involvement	H	R12M		93.0	93.1	93.0	92.6	92.6	91.8	90.1	↓	90.0	GREEN	92.6	90.0	GREEN	N/A	N/A	
SCS13	Percentage of children becoming subject to a child protection plan for the second or subsequent time	T	R12M	✓	19.7	20.2	20.0	19.8	20.5	20.1	21.4	↓	20.0	GREEN	19.8	20.0	GREEN	22.5	22.1	
SCS18	Children in Care in same placement for the last two years (for those in care for two and a half years or more)	H	MS	✓	74.6	74.6	76.0	76.1	75.8	76.2	75.2	↓	70.0	GREEN	76.1	70.0	GREEN	64	N/A	
SCS19	Percentage of CIC Foster Care in KCC Foster Care/Rel & Friends placements (exc UASC)	H	MS	✓	79.2	79.3	78.1	78.3	78.0	76.7	75.4	↓	85.0	AMBER	78.3	85.0	AMBER	N/A	N/A	
SCS29	Average number of days between becoming a child in care and moving in with an adoptive family	L	R12M	✓	372.1	368.9	374.3	391.1	401.9	393.2	418.7	↓	426.0	GREEN	391.1	426.0	GREEN	372	418	
SCS34	Percentage of care leavers in education, employment or training (of those KCC is in touch with)	H	R12M	✓	56.0	55.6	57.3	57.9	59.6	60.4	60.5	↑	65.0	AMBER	57.9	65.0	AMBER	N/A	N/A	
SCS37	Percentage of Case File Audits graded good or outstanding	H	R12M	✓	81.8	80.2	80.2	79.9	79.9	79.9	79.9	↔	80.0	AMBER	79.9	80.0	AMBER	N/A	N/A	
SCS40	Percentage of case holding posts filled by permanent qualified social workers	H	MS	✓	90.5	89.0	85.3	83.3	77.2	77.0	75.9	↓	85.0	AMBER	83.3	85.0	AMBER	N/A	N/A	
SCS42	Average caseloads in the CIC Teams	L	MS		14.8	15.0	15.1	16.0	16.2	17.1	16.6	↑	15.0	AMBER	16.0	15.0	AMBER	N/A	N/A	
SCS43	Average caseloads in the CSWT Teams	L	MS		22.9	23.3	24.0	25.9	27.3	27.2	28.3	↓	18.0	RED	25.9	18.0	RED	N/A	N/A	
EH72-F	Percentage of referrals to an Early Help Unit where a previous episode ended within 12 months	L	R12M		27.4	27.0	26.9	26.6	26.7	27.0	27.2	↓	25.0	AMBER	26.6	25.0	AMBER	28	N/A	Yes
EH52-F	Percentage of EH Assessments completed in the given month, within 6 weeks of allocation	H	MS		84.8	84.8	85.2	85.3	84.9	84.3	83.8	↓	85.0	AMBER	85.3	80.0	GREEN	N/A	N/A	Yes
	Percentage of EH Unit Case Audits rated good or outstanding	H	R12M		75.3	78.2	78.2	78.1	78.1	79.4	79.4	↔	80.0	AMBER	78.1	80.0	AMBER	N/A	N/A	
EH16-F	Percentage of EH cases closed with outcomes achieved that come back to EH or CSWS in 3 mths	L	R12M		13.1	13.1	13.2	13.4	13.4	13.6	13.4	↑	15.0	GREEN	13.4	15.0	GREEN	N/A	N/A	
	Average Caseload within EH Units (Families)	L	MS		14.5	15.0	15.4	15.6	14.9	14.7	14.8	↓	15.0	GREEN	15.6	15.0	AMBER	N/A	N/A	

Page 33

Integrated Children's Services Quarterly Indicators		Polarity	Data Period	QPR	Quarterly Trends				Latest Quarter	DOT	Target 2022-23	RAG	Kent Outturn 2021-22	Target 2021-22	RAG 2021-22	Benchmark Group as at May 2021	England & Wales as at May 2021	Linked to SDP?
					Q2 21-22	Q3 21-22	Q4 21-22	Q1 22-23							SN or SE			
CYPE8	Rate of proven re-offending by CYP	L	Q		37.5	40.9	39.4	40.3	↑			39.4	35.0	AMBER	38.3	37.8		

Note: This target is out of date and the indicator requires updating and therefore this will be refreshed once this work has been done by the County Youth Justice Board.

Directorate Scorecard - Kent KPIs

Education Monthly Indicators		Polarity	Data Period	QPR	Monthly Trends						Latest Month	DOT	Target 2021-22	RAG	Kent Outturn 2020-21	Target 2020-21	RAG 2020-21	Benchmark Group 2020-21	England 2020-21	Linked to SDP?
					Dec-21	Jan-22	Feb-22	Mar-22	Apr-22	May-22										
SEND20	Percentage of Education, Health and Care Plans (EHCPs) issued within 20 weeks	H	MS		32.2	46.2	51.7	59.2	51.8	30.3	39.4	↑	60	RED	31.6	60	RED	66.8	58	Yes
SISE71	Percentage of Year 12-13 age-group (16-17 year olds) not in education, employment or training (NEET) [seasonally impacted indicator]	L	MS		2.6	2.8	2.9	3.1	3.1	3.1	3.2	↓	2.9	AMBER	3.0	2.9	AMBER	2.5	2.8	Yes
CYPE1	Percentage of pupils being placed in independent or out-of-county special schools - Kent responsible EHCPs	L	MS		10.7	10.8	10.8	10.8	10.7	10.6	10.6	↔	9	RED	10.5	9	AMBER	N/A	N/A	Yes
EH43	Number of pupils permanently excluded from the primary phase - all Year R to Year 6 pupils	L	R12M		10	12	13	14	14	16	16	↔	8	RED	3	8	GREEN	N/A	N/A	Yes
EH44	Number of pupils permanently excluded from the secondary phase - all Year 7 to Year 14 pupils	L	R12M		15	16	22	24	28	34	34	↔	18	RED	9	27	GREEN	N/A	N/A	Yes
CYPE6	Percentage of Children Missing Education cases, closed within 30 school days	H	R12M		90.9	90.1	89.3	89.9	90.1	91.2	88.2	↓	90	AMBER	88.8	90	AMBER	N/A	N/A	
CYPE22	Percentage of CYP registered to EHE who receive an offer of a visit within 10 school days of them being brought to our attention	H	R12M		92.6	91.5	89.0	88.8	88.6	89.1	89.1	↔	95	AMBER	92.7	95	AMBER	N/A	N/A	

****Please note that there is no 2019-20 or 2020-21 Education attainment data due to the impact of Coronavirus (COVID-19)****

Education Annual Indicators		Polarity	Data Period	QPR	Annual Trends			Latest Year	Target 2020-21	RAG	DOT	Target 2021-22	Benchmark Group 2020-21	England 2020-21	Linked to SDP?
					2018-19	2019-20	2020-21								
Y2	Percentage of DWP and other identified eligible 2 year olds taking up a free early education place [seasonally impacted indicator]	H	A		74.4	69.8	64.0	70	RED	↓	70	N/A	N/A		
EY14	Percentage of pupils at EYFS achieving a Good Level of Development	H	A		74.0	N/A	N/A	76	N/A	N/A	76	N/A	N/A	Yes	
EY15	Percentage of pupils at EYFS achieving a Good Level of Development - FSM gap	L	A		21	N/A	N/A	19	N/A	N/A	19	N/A	N/A	Yes	
SISE4	Percentage of pupils at KS2 achieving age-related expectations in Reading, writing & mathematics	H	A		68	N/A	N/A	70	N/A	N/A	70	N/A	N/A		
SISE16	Percentage of pupils at KS2 achieving age-related expectations in Reading, writing & mathematics - FSM gap	L	A		23	N/A	N/A	20	N/A	N/A	20	N/A	N/A	Yes	
SISE12	Average score at KS4 in Attainment 8	H	A		47.4	N/A	N/A	49.0	N/A	N/A	49.0	N/A	N/A	Yes	
SISE19	Average score at KS4 in Attainment 8 - FSM gap	L	A		18.1	N/A	N/A	12	N/A	N/A	12	N/A	N/A	Yes	
CYPE23	Average point score per A Level entry at KS5 [School students only]	H	A		33.23	N/A	N/A	36	N/A	N/A	36	N/A	N/A		
CYPE24	Average point score per Applied General entry at KS5 [School students only]	H	A		27.69	N/A	N/A	31	N/A	N/A	31	N/A	N/A		
CYPE25	Average point score per Tech Level entry at KS5 [School students only]	H	A		31.40	N/A	N/A	34	N/A	N/A	34	N/A	N/A		
SEND10	Percentage of pupils with an Education, Health and Care Plan (EHCP) - Kent resident pupils	L	A		3.4	3.8	4.2	3.0	RED	↓	3.0	3.9	3.7	Yes	
CYPE2	Percentage of parents getting first preference of primary school	H	A		89.3	88.3	89.2	90	AMBER	↓	90	91.1	91.8		
CYPE3	Percentage of parents getting first preference of secondary school	H	A		79.0	77.7	69.7	77	RED	↓	77	79.5	81.1		
EH46	Percentage of pupils who are persistently absent from primary schools - all pupils based on 10% threshold	L	A		9.2	N/A	9.2	8.7	AMBER	N/A	8.7	7.5	8.1		
EH47	Percentage of pupils who are persistently absent from secondary schools - all pupils based on 10% threshold	L	A		15.2	N/A	12.2	14.5	GREEN	N/A	14.5	11.1	11.7		

Page 34

Directorate Scorecard - Kent KPIs

Education and Early Help targets have been reviewed as they were out of date. Many of the targets were set when new measures were introduced, without any trend or comparative data to support this process. Targets now take into account the national position, where this is available, and the year on year improvements seen to date, and seek to drive continuous improvement.

Commentary on Integrated Children's Services Indicators:

Children's Social Care

RED: The average caseload in the Children's Social Work Teams (CSWT) is 28.3 cases, which is considerably above the target caseload of no more than 18 children/young people. Average caseloads in these teams have seen month-on-month increases since December 2021. Several factors have contributed to this increase, including an increase in the average duration of children in need cases and a reduction in the number of social workers 'present' (this takes into account vacancies but also long term sickness and maternity leave). To reduce the reliance on agency staff, reduce caseloads and ensure the right levels of staff are in the right teams and districts DMT commissioned a piece of analysis which recommended an increase of 21 FTE. On 5th April 2022 an additional £1.4m per annum in funding from base budget for this increase in staff was agreed corporately following a business case by CYPE Directors. Other actions taken include a change to the way that Agency Social Workers are recruited, with agreement being given for Children's Services to operate outside of the Managed Service locum agency which will allow a greater degree of flexibility in sourcing locum staff, and an increase in the number of Newly Qualified Social Workers - 63 have just been recruited in comparison to an average of 50 in previous years.

AMBER: The percentage of CIC Foster Care in KCC Foster Care/Rel & Friends placements (excluding UASC) is 75.4% which is below the target of 85.0% and a decrease from the start of the reporting year when it was 78.0% (April 2022). This is an ambitious target, set to drive up the use of in-house placements however Kent's performance compares well against comparators. For 2020/21 Kent had 63% of its CIC within in-house provision compared to an England average of 48% and an average of 50% for Kent's Statistical Neighbours. Information regarding the availability of in-house foster placements is continually reviewed to ensure that foster carer capacity is fully utilised and that children and young people are placed in the most suitable placement and there is a continued focus on recruiting and retaining Kent Foster Carers.

AMBER: The percentage of care leavers in education, employment or training (of those KCC is in touch with) is 60.5%. Whilst this is below the 65.0% target the performance for June 2022 continues to show improvement and is the highest performance achieved since December 2020 when it was 60.7%

AMBER: The percentage of Children's Social Work Case File Audits graded good or outstanding is 79.9%, which is just below, and very close to, the 80.0% Target. Performance has remained the same as there were no Audits during June 2022 as part of the audit cycle.

AMBER: The percentage of case holding posts filled by permanent qualified social workers is 75.9%, below the target of 85.0% (which is based on the national average for Agency Social Workers of 15%). The percentage of social work posts filled by permanent staff has seen month-on-month decreases since November 2021. Actions in place include those noted above with regard to average caseloads.

AMBER: The average caseload in the Children in Care (CIC) Teams is 16.6 cases, above target of 15. This is an improvement in performance when compared to the previous month of May 2022 when the average caseload was 17.1 cases. A comprehensive set of measures to improve the recruitment and retention of social workers is in place, aimed at reducing the average caseloads for all teams

GREEN: The percentage re-referrals to Children's Social Work Services within 12 months of a previous referral was 21.4% for June 2022, achieving the Target of below 25.0%. This performance compares to the latest published England average of 22.7%, 21.5% for Kent's Statistical Neighbours and 27.7% for the South East (all comparative rates are for 2020/21 performance).

GREEN: The Percentage of Returner Interviews completed for those with Children's Social Work Involvement is 90.1%, just above the 90.0% Target. No comparative data for other local authorities is available

GREEN: The percentage of children becoming subject to a child protection plan for the second or subsequent time is 21.4% which is within the target range of 17.5% - 22.5% and compares to average rates for England of 22.1%, Statistical Neighbours 22.5% and the South East 23.5% (2020/21).

GREEN: The percentage of Children in Care in same placement for the last two years (for those in care for two and a half years or more) is 75.2% and above the Target of 70.0%. Kent's performance remains above the latest published the average for Kent's Statistical Neighbours of 69.3%, the average for the South East of 68.0% and the England average of 70.0% (comparative data is for 2020/21).

GREEN: The average number of days between becoming a child in care and moving in with an adoptive family is 419 days, within the nationally set target of less than 426 days. The average number of days has been increasing as a result of delays to court hearings which continues to be an issue following the Covid-19 pandemic.

Intensive Early Help

AMBER: The percentage of referrals to an Early Help Unit where a previous episode ended within 12 months is 27.2%, which is above the target of 25.0%.

AMBER: The percentage of EH Assessments completed in the given month, within 6 weeks of allocation, is at 83.8% which is close to the target of 85.0%

AMBER: The percentage of cases open to Intensive Early Help that were audited and graded as good or outstanding is 79.4% which is just below the 80.0% target. Performance has remained the same as there were no Audits during June 2022 as part of the audit cycle.

GREEN: The percentage of EH cases closed with outcomes achieved that come back to EH or CSWS in 3 months is 13.4%, remaining below the Target of 15.0%

Directorate Scorecard - Kent KPIs

Commentary on Education Indicators:

The majority of education indicators are annual. Commentary has only been provided for indicators where new data has been published since the last scorecard was issued

RED: The percentage of Education, Health and Care Plans (EHCPs) issued within 20 weeks each month has fallen in recent months. In June 99 out of 251 plans (39.4%) were completed with 20 weeks. The rolling 12-month average to June 2022 is slightly higher at 44.6% with 1,167 out of 2,616 being issued within timescale. There is a high volume of open cases as demand into the system remains high. Currently, 28% of all open cases are over 20 weeks. Timescales are being closely monitored and are currently being impacted by staffing pressures and the SEND service redesign. A lack of timely advice and guidance also impacts timescales for some cases, and means decisions cannot be made within 16 weeks, affecting the 20-week timescale.

RED: The percentage of pupils being placed in independent or out-of-county special schools for Kent responsible EHCPs is 10.6% and is higher than the target of 9%. This is reflective on demand within the system. Work is taking place to forecast need for different types of SEND placements, and this will inform the strategy for SEND place planning going forward, including use of Specialist Resourced Provision (SRPs). The DfE is increasing its focus on SEND place planning, and from 2023, the annual statutory School Capacity return (SCAP) will include SEND places.

RED: 16 primary aged pupils were permanently excluded from school during the last 12 months, double the target (of 8). The latest 12-month period is not directly impacted on by the Covid-19 'National 3.0' school closures, and therefore, is more reflective of the level of permanent exclusions prior to the pandemic outbreak. The rolling 12-month average in June 2019 was 13 pupils.

RED: The number of permanent exclusions from secondary schools at 34 pupils is above the target of 18. The latest 12-month period is not directly impacted on by the Covid-19 'National 3.0' school closures and is now higher than the pre pandemic rolling 12-month average in June 2019 which was 28 pupils. Advisers from the PRU, Inclusion and Attendance Service (PIAS) have been working closely with schools to find alternatives to permanent exclusion, where possible, within the constraints of the statutory processes and DfE guidance. Permanent exclusion remains the very last resort for the most serious incidents and where all school resources, multi-agency intervention and services to promote inclusion within the setting have been exhausted.

RED: The percentage of DWP and other identified eligible 2-year-olds taking up a free early education place had been falling over the last 2 years. A working group is focusing on FF2 take-up rates and looking at new approaches in this area. Termly data shows that FF2 take-up appears to have reached pre-pandemic levels again but continues to present challenges in some districts. Following discussions with providers, Reconnect funding is facilitating some targeted family marketing work in Dartford and Gravesham, the impact of which will be available at the end of the autumn term. In the meantime, we continue to market FF2 information within available resources to drive take-up.

AMBER: The Percentage of Year 12-13 age-group (16-17 year olds) not in education, employment or training (NEET) in has been very slightly increasing since December from 2.6% to 3.2% which means the target of 2.9% has not been met. Please note this is a seasonal indicator and numbers will naturally increase as the academic year progresses. For this reason, the DfE uses the rolled average for November, January and February which is 2.8%. When combined with the Not Known cohort (2.3%) the aggregate figure is 5.1% which is an overall improvement of 2.4 percentage points from last year's performance of 7.5%. The improvement is largely due to reducing the number of not knowns through enhanced tracking. There were 758 fewer young people whose activity was not known than in the previous year.

AMBER: The Percentage of Children Missing Education cases, closed within 30 school days has fallen in June from 91.2% in May to 88.2% which means it is now below the target (90%).

AMBER: The percentage of CYP registered to EHE who receive an offer of a visit within 10 school days of them being brought to our attention at 89.1% remains consistently below the target of 95%

Directorate Scorecard - Ashford District

Integrated Children's Services Monthly Indicators		Polarity	Data Period	QPR	Monthly Trends							Latest Month	DOT	Target 2022-23	RAG 2022-23	District Outturn 2021-22	Target 2021-22	RAG 2021-22	Benchmark Group 2020-21	England 2020-21	Linked to SDP?
					Dec-21	Jan-22	Feb-22	Mar-22	Apr-22	May-22	Jun-22							SN or SE			
Ashford CSWT																					
SCS03	Percentage re-referrals to Children's Social Work Services within 12 months of a previous referral (R12M)	L	R12M		22.7	22.7	23.7	23.9	24.6	24.6	23.9	↑	25.0	GREEN	23.9	25.0	GREEN	21.5	22.7		
SCS08	Percentage of Returner Interviews completed for those with SCS Involvement	H	R12M		100.0	100.0	100.0	100.0	100.0	100.0	100.0	↔	90.0	GREEN	100.0	90.0	GREEN	N/A	N/A		
SCS13	Percentage of children becoming subject to a child protection plan for the second or subsequent time	T	R12M	✓	18.2	21.5	22.3	20.6	21.3	22.2	21.6	↑	20.0	GREEN	20.6	20.0	GREEN	22.5	22.1		
SCS18	Children in Care in same placement for the last two years (for those in care for two and a half years or more)	H	MS	✓														64	N/A		
SCS19	Percentage of CIC Foster Care in KCC Foster Care/Rel & Friends placements (exc UASC)	H	MS	✓															N/A	N/A	
SCS29	Average number of days between becoming a child in care and moving in with an adoptive family	L	R12M	✓															372	418	
SCS34	Percentage of care leavers in education, employment or training (of those KCC is in touch with)	H	R12M	✓															N/A	N/A	
SCS37	Percentage of Case File Audits graded good or outstanding	H	R12M	✓	56.3	52.6	52.6	60.9	60.9	57.9	57.9	↔	80.0	RED	60.9	80.0	RED	N/A	N/A		
SCS40	Percentage of case holding posts filled by permanent qualified social workers	H	MS	✓	88.4	93.4	85.1	85.1	85.1	85.8	85.8	↔	85.0	GREEN	85.1	85.0	GREEN	N/A	N/A		
SCS42	Average caseloads in the CIC Teams	L	MS																N/A	N/A	
SCS43	Average caseloads in the CSWT Teams	L	MS		27.1	23.2	26.5	27.5	27.2	29.9	31.5	↓	18.0	RED	27.5	18.0	RED	N/A	N/A		
Ashford EHU																					
EH72-F	Percentage of referrals to an Early Help Unit where a previous episode ended within 12 months	L	R12M		25.7	25.6	25.5	24.6	24.4	23.3	23.8	↓	25.0	GREEN	24.6	25.0	GREEN	28	N/A	Yes	
EH52-F	Percentage of EH Assessments completed in the given month, within 6 weeks of allocation	H	MS		94.9	94.7	95.6	94.8	94.8	94.8	94.7	↓	85.0	GREEN	94.8	80.0	GREEN	N/A	N/A	Yes	
	Percentage of EH Unit Case Audits rated good or outstanding	H	R12M		66.7	70.0	70.0	66.7	66.7	60.0	60.0	↔	80.0	RED	66.7	80.0	AMBER	N/A	N/A		
EH16-F	Percentage of EH cases closed with outcomes achieved that come back to EH or CSWS in 3 mths	L	R12M		13.3	13.7	13.0	13.1	12.3	12.9	11.9	↑	15.0	GREEN	13.1	15.0	GREEN	N/A	N/A		
	Average Caseload within EH Units (Families)	L	MS		15.6	15.8	16.5	15.7	14.4	14.6	14.2	↑	15.0	GREEN	15.7	15.0	AMBER	N/A	N/A		

Page 37

Integrated Children's Services Quarterly Indicators - Ashford		Polarity	Data Period	QPR	Quarterly Trends				Latest Quarter	DOT	Target 2022-23	RAG	District Outturn 2021-22	Target 2021-22	RAG 2021-22	Benchmark Group as at May 2021	England & Wales as at May 2021	Linked to SDP?
					Q2 21-22	Q3 21-22	Q4 21-22	Q1 22-23							SN or SE			
CYPE8	Rate of proven re-offending by CYP	L	Q		46.4	48.3	47.8	50.0	↓			47.8	35.0	RED	38.3	37.8		

Note: This target is out of date and the indicator requires updating and therefore this will be refreshed once this work has been done by the County Youth Justice Board.

Directorate Scorecard - Ashford District

Education Monthly Indicators - Ashford		Polarity	Data Period	QPR	Monthly Trends						Latest Month	DOT	Target 2021-22	RAG	District Outturn 2020-21	Target 2020-21	RAG 2020-21	Benchmark Group 2019-20	England 2019-20	Linked to SDP?
					Dec-21	Jan-22	Feb-22	Mar-22	Apr-22	May-22										
SEND20	Percentage of Education, Health and Care Plans (EHCPs) issued within 20 weeks	H	MS		50.0	51.7	65.0	54.2	64.3	46.2	56.0	↑	60	AMBER	92.3	60	GREEN	58.5	60.4	Yes
SISE71	Percentage of Year 12-13 age-group (16-17 year olds) not in education, employment or training (NEET) [seasonally impacted indicator]	L	MS		2.5	2.8	2.7	3.1	2.9	2.8	2.9	↓	3.2	GREEN	3.0	3.2	GREEN	2.4	2.7	Yes
CYPE1	Percentage of pupils being placed in independent or out-of-county special schools - Kent responsible EHCPs	L	MS		10.5	10.6	10.5	10.4	10.2	9.8	10.0	↓	9	AMBER	N/A	N/A	N/A	N/A	N/A	Yes
EH43	Number of pupils permanently excluded from the primary phase - all Year R to Year 6 pupils	L	R12M		0	0	0	1	1	1	2	↓	N/A	N/A	0	N/A	N/A	N/A	N/A	Yes
EH44	Number of pupils permanently excluded from the secondary phase - all Year 7 to Year 14 pupils	L	R12M		1	1	1	1	3	2	2	↔	N/A	N/A	1	N/A	N/A	N/A	N/A	Yes
CYPE6	Percentage of Children Missing Education cases, closed within 30 school days	H	R12M		86.6	85.4	85.1	88.3	90.6	89.1	85.5	↓	90	RED	79.6	90	RED	N/A	N/A	
CYPE22	Percentage of CYP registered to EHE who receive an offer of a visit within 10 school days of them being brought to our attention	H	R12M		92.3	93.2	91.6	86.9	87.1	87.2	86.1	↓	95	AMBER	92.4	95	AMBER	N/A	N/A	

Education Annual Indicators - Ashford		Polarity	Data Period	QPR	Annual Trends			Latest Year	Target 2020-21	RAG	DOT	Target 2021-22	Benchmark Group 2020-21	England 2020-21	Linked to SDP?
					2018-19	2019-20	2020-21								
EY2	Percentage of DWP and other identified eligible 2 year olds taking up a free early education place [seasonally impacted indicator]	H	MS		78.6	67.0	71.5	70	GREEN	↑	70	N/A	N/A		
EY14	Percentage of pupils at EYFS achieving a Good Level of Development	H	A		73.3	N/A	N/A	76	N/A	N/A	76	N/A	N/A	Yes	
EY15	Percentage of pupils at EYFS achieving a Good Level of Development - FSM gap	L	A		21.1	N/A	N/A	19	N/A	N/A	19	N/A	N/A	Yes	
SISE4	Percentage of pupils at KS2 achieving age-related expectations in Reading, writing & mathematics	H	A		64.9	N/A	N/A	70	N/A	N/A	70	N/A	N/A		
SISE16	Percentage of pupils at KS2 achieving age-related expectations in Reading, writing & mathematics - FSM gap	L	A		24.7	N/A	N/A	20	N/A	N/A	20	N/A	N/A	Yes	
SISE12	Average score at KS4 in Attainment 8	H	A		45.1	N/A	N/A	49.0	N/A	N/A	49.0	N/A	N/A	Yes	
SISE19	Average score at KS4 in Attainment 8 - FSM gap	L	A		18.2	N/A	N/A	12	N/A	N/A	12	N/A	N/A	Yes	
CYPE23	Average point score per A Level entry at KS5 [School students only]	H	A		33.75	N/A	N/A	36	N/A	N/A	36	N/A	N/A		
CYPE24	Average point score per Applied General entry at KS5 [School students only]	H	A		27.13	N/A	N/A	31	N/A	N/A	31	N/A	N/A		
CYPE25	Average point score per Tech Level entry at KS5 [School students only]	H	A		23.00	N/A	N/A	34	N/A	N/A	34	N/A	N/A		
SEND10	Percentage of pupils with an Education, Health and Care Plan (EHCP) - Kent resident pupils	L	A		3.1	3.6	4.1	3.0	RED	↓	3.0	3.9	3.7	Yes	
CYPE2	Percentage of parents getting first preference of primary school	H	A		N/A	N/A	N/A	90	N/A	N/A	90	91.1	91.8		
CYPE3	Percentage of parents getting first preference of secondary school	H	A		N/A	N/A	N/A	77	N/A	N/A	77	79.5	81.1		
EH46	Percentage of pupils who are persistently absent from primary schools - all pupils based on 10% threshold	L	A		8.6	N/A	8.3	8.7	GREEN	N/A	8.7	7.5	8.1		
EH47	Percentage of pupils who are persistently absent from secondary schools - all pupils based on 10% threshold	L	A		16.0	N/A	11.6	14.5	GREEN	N/A	14.5	11.1	11.7		

Directorate Scorecard - Canterbury District

Page 39

Integrated Children's Services Monthly Indicators		Polarity	Data Period	QPR	Monthly Trends						Latest Month	DOT	Target 2022-23	RAG 2022-23	District Outturn 2021-22	Target 2021-22	RAG 2021-22	Benchmark Group 2020-21	England 2020-21	Linked to SDP?
					Dec-21	Jan-22	Feb-22	Mar-22	Apr-22	May-22										
Canterbury CSWT																	SN or SE			
SCS03	Percentage re-referrals to Children's Social Work Services within 12 months of a previous referral (R12M)	L	R12M		30.6	29.7	28.3	27.9	27.8	26.8	26.3	↑	25.0	AMBER	27.9	25.0	AMBER	21.5	22.7	
SCS08	Percentage of Returner Interviews completed for those with SCS Involvement	H	R12M		90.6	90.0	93.5	94.1	97.3	97.1	97.1	↔	90.0	GREEN	94.1	90.0	GREEN	N/A	N/A	
SCS13	Percentage of children becoming subject to a child protection plan for the second or subsequent time	T	R12M	✓	27.9	29.6	23.7	25.5	23.3	22.8	26.5	↓	20.0	AMBER	25.5	20.0	AMBER	22.5	22.1	
SCS18	Children in Care in same placement for the last two years (for those in care for two and a half years or more)	H	MS	✓													64	N/A		
SCS19	Percentage of CIC Foster Care in KCC Foster Care/Rel & Friends placements (exc UASC)	H	MS	✓													N/A	N/A		
SCS29	Average number of days between becoming a child in care and moving in with an adoptive family	L	R12M	✓													372	418		
SCS34	Percentage of care leavers in education, employment or training (of those KCC is in touch with)	H	R12M	✓													N/A	N/A		
SCS37	Percentage of Case File Audits graded good or outstanding	H	R12M	✓	88.2	88.9	88.9	90.9	90.9	88.9	88.9	↔	80.0	GREEN	90.9	80.0	GREEN	N/A	N/A	
SCS40	Percentage of case holding posts filled by permanent qualified social workers	H	MS	✓	80.4	80.4	84.8	82.6	73.9	73.9	69.6	↓	85.0	RED	82.6	85.0	AMBER	N/A	N/A	
SCS42	Average caseloads in the CIC Teams	L	MS														N/A	N/A		
SCS43	Average caseloads in the CSWT Teams	L	MS		28.5	25.1	21.8	25.3	30.2	31.8	34.1	↓	18.0	RED	25.3	18.0	RED	N/A	N/A	
Canterbury EHU																				
EH72-F	Percentage of referrals to an Early Help Unit where a previous episode ended within 12 months	L	R12M		26.4	26.6	26.3	24.8	24.9	24.0	24.0	↔	25.0	GREEN	24.8	25.0	GREEN	28	N/A	Yes
EH52-F	Percentage of EH Assessments completed in the given month, within 6 weeks of allocation	H	MS		79.1	79.4	79.1	79.0	78.5	79.4	79.1	↓	85.0	AMBER	79.0	80.0	AMBER	N/A	N/A	Yes
	Percentage of EH Unit Case Audits rated good or outstanding	H	R12M		77.8	80.0	80.0	81.8	81.8	77.8	77.8	↔	80.0	AMBER	81.8	80.0	GREEN	N/A	N/A	
EH16-F	Percentage of EH cases closed with outcomes achieved that come back to EH or CSWS in 3 mths	L	R12M		8.3	8.1	8.3	8.0	7.8	8.3	7.6	↑	15.0	GREEN	8.0	15.0	GREEN	N/A	N/A	
	Average Caseload within EH Units (Families)	L	MS		13.8	16.2	14.4	14.6	14.4	13.9	13.1	↑	15.0	GREEN	14.6	15.0	GREEN	N/A	N/A	

Integrated Children's Services Quarterly Indicators - Canterbury		Polarity	Data Period	QPR	Quarterly Trends				Latest Quarter	DOT	Target 2022-23	RAG	District Outturn 2021-22	Target 2021-22	RAG 2021-22	Benchmark Group as at May 2021	England & Wales as at May 2021	Linked to SDP?
					Q2 21-22	Q3 21-22	Q4 21-22	Q1 22-23										
																SN or SE		
CYPE8	Rate of proven re-offending by CYP	L	Q		47.1	57.1	56.1	47.8	↑			56.1	35.0	RED	38.3	37.8		

Note: This target is out of date and the indicator requires updating and therefore this will be refreshed once this work has been done by the County Youth Justice Board.

Directorate Scorecard - Canterbury District

Education Monthly Indicators - Canterbury		Polarity	Data Period	QPR	Monthly Trends						Latest Month	DOT	Target 2021-22	RAG	District Outturn 2020-21	Target 2020-21	RAG 2020-21	Benchmark Group 2019-20	England 2019-20	Linked to SDP?
					Dec-21	Jan-22	Feb-22	Mar-22	Apr-22	May-22										
SEND20	Percentage of Education, Health and Care Plans (EHCPs) issued within 20 weeks	H	MS		26.3	44.4	75.0	66.7	56.5	36.8	45.5	↑	60	RED	50.0	60	AMBER	58.5	60.4	Yes
SISE71	Percentage of Year 12-13 age-group (16-17 year olds) not in education, employment or training (NEET) [seasonally impacted indicator]	L	MS		2.0	2.5	2.6	3.0	3.3	3.6	3.8	↓	2.7	RED	2.5	2.7	GREEN	2.4	2.7	Yes
CYPE1	Percentage of pupils being placed in independent or out-of-county special schools - Kent responsible EHCPs	L	MS		10.9	11.0	10.9	10.9	10.8	11.0	10.9	↑	9	RED	N/A	N/A	N/A	N/A	N/A	Yes
EH43	Number of pupils permanently excluded from the primary phase - all Year R to Year 6 pupils	L	R12M		1	1	1	1	1	1	2	↓	N/A	N/A	0	N/A	N/A	N/A	N/A	Yes
EH44	Number of pupils permanently excluded from the secondary phase - all Year 7 to Year 14 pupils	L	R12M		0	0	0	0	0	0	0	↔	N/A	N/A	0	N/A	N/A	N/A	N/A	Yes
CYPE6	Percentage of Children Missing Education cases, closed within 30 school days	H	R12M		89.0	86.3	79.1	80.3	80.6	81.7	74.4	↓	90	RED	85.0	90	RED	N/A	N/A	
CYPE22	Percentage of CYP registered to EHE who receive an offer of a visit within 10 school days of them being brought to our attention	H	R12M		98.8	97.8	97.3	97.8	97.2	97.7	97.8	↑	95	GREEN	98.9	95	GREEN	N/A	N/A	

Education Annual Indicators - Canterbury		Polarity	Data Period	QPR	Annual Trends			Latest Year	Target 2020-21	RAG	DOT	Target 2021-22	Benchmark Group 2020-21	England 2020-21	Linked to SDP?
					2018-19	2019-20	2020-21								
EY2	Percentage of DWP and other identified eligible 2 year olds taking up a free early education place [seasonally impacted indicator]	H	MS		72.4	73.0	71.7	70	GREEN	↓	70	N/A	N/A		
EY14	Percentage of pupils at EYFS achieving a Good Level of Development	H	A		74.9	N/A	N/A	76	N/A	N/A	76	N/A	N/A	Yes	
EY15	Percentage of pupils at EYFS achieving a Good Level of Development - FSM gap	L	A		25.3	N/A	N/A	19	N/A	N/A	19	N/A	N/A	Yes	
SISE4	Percentage of pupils at KS2 achieving age-related expectations in Reading, writing & mathematics	H	A		74.3	N/A	N/A	70	N/A	N/A	70	N/A	N/A		
SISE16	Percentage of pupils at KS2 achieving age-related expectations in Reading, writing & mathematics - FSM gap	L	A		28.1	N/A	N/A	20	N/A	N/A	20	N/A	N/A	Yes	
SISE12	Average score at KS4 in Attainment 8	H	A		45.8	N/A	N/A	49.0	N/A	N/A	49.0	N/A	N/A	Yes	
SISE19	Average score at KS4 in Attainment 8 - FSM gap	L	A		17.5	N/A	N/A	12	N/A	N/A	12	N/A	N/A	Yes	
CYPE23	Average point score per A Level entry at KS5 [School students only]	H	A		32.64	N/A	N/A	36	N/A	N/A	36	N/A	N/A		
CYPE24	Average point score per Applied General entry at KS5 [School students only]	H	A		27.44	N/A	N/A	31	N/A	N/A	31	N/A	N/A		
CYPE25	Average point score per Tech Level entry at KS5 [School students only]	H	A		27.29	N/A	N/A	34	N/A	N/A	34	N/A	N/A		
SEND10	Percentage of pupils with an Education, Health and Care Plan (EHCP) - Kent resident pupils	L	A		3.7	4.1	4.3	3.0	RED	↓	3.0	3.9	3.7	Yes	
CYPE2	Percentage of parents getting first preference of primary school	H	A		N/A	N/A	N/A	90	N/A	N/A	90	91.1	91.8		
CYPE3	Percentage of parents getting first preference of secondary school	H	A		N/A	N/A	N/A	77	N/A	N/A	77	79.5	81.1		
EH46	Percentage of pupils who are persistently absent from primary schools - all pupils based on 10% threshold	L	A		9.1	N/A	9.8	8.7	RED	N/A	8.7	7.5	8.1		
EH47	Percentage of pupils who are persistently absent from secondary schools - all pupils based on 10% threshold	L	A		18.0	N/A	12.4	14.5	GREEN	N/A	14.5	11.1	11.7		

Directorate Scorecard - Dartford District

Page 41

Integrated Children's Services Monthly Indicators		Polarity	Data Period	QPR	Monthly Trends							Latest Month	DOT	Target 2022-23	RAG 2022-23	District Outturn 2021-22	Target 2021-22	RAG 2021-22	Benchmark Group 2020-21	England 2020-21	Linked to SDP?
					Dec-21	Jan-22	Feb-22	Mar-22	Apr-22	May-22	Jun-22										
Dartford CSWT																		SN or SE			
SCS03	Percentage re-referrals to Children's Social Work Services within 12 months of a previous referral (R12M)	L	R12M		16.9	16.4	16.2	15.5	15.2	14.7	14.8	↓	25.0	GREEN	15.5	25.0	GREEN	21.5	22.7		
SCS08	Percentage of Returner Interviews completed for those with SCS Involvement	H	R12M		100.0	100.0	95.0	90.5	91.3	87.0	77.3	↓	90.0	RED	90.5	90.0	GREEN	N/A	N/A		
SCS13	Percentage of children becoming subject to a child protection plan for the second or subsequent time	T	R12M	✓	11.0	11.7	14.0	14.2	12.0	13.5	16.0	↑	20.0	AMBER	14.2	20.0	AMBER	22.5	22.1		
SCS18	Children in Care in same placement for the last two years (for those in care for two and a half years or more)	H	MS	✓														64	N/A		
SCS19	Percentage of CIC Foster Care in KCC Foster Care/Rel & Friends placements (exc UASC)	H	MS	✓														N/A	N/A		
SCS29	Average number of days between becoming a child in care and moving in with an adoptive family	L	R12M	✓														372	418		
SCS34	Percentage of care leavers in education, employment or training (of those KCC is in touch with)	H	R12M	✓														N/A	N/A		
SCS37	Percentage of Case File Audits graded good or outstanding	H	R12M	✓	73.7	73.7	73.7	73.9	73.9	84.2	84.2	↔	80.0	GREEN	73.9	80.0	AMBER	N/A	N/A		
SCS40	Percentage of case holding posts filled by permanent qualified social workers	H	MS	✓	108.2	113.3	113.3	88.0	77.5	73.8	78.9	↑	85.0	AMBER	88.0	85.0	GREEN	N/A	N/A		
SCS42	Average caseloads in the CIC Teams	L	MS															N/A	N/A		
SCS43	Average caseloads in the CSWT Teams	L	MS		22.0	22.8	23.5	27.2	24.1	24.9	29.1	↓	18.0	RED	27.2	18.0	RED	N/A	N/A		
Dartford EHU																					
EH72-F	Percentage of referrals to an Early Help Unit where a previous episode ended within 12 months	L	R12M		26.2	26.9	27.0	25.4	26.5	27.4	27.4	↔	25.0	AMBER	25.4	25.0	AMBER	28	N/A	Yes	
EH52-F	Percentage of EH Assessments completed in the given month, within 6 weeks of allocation	H	MS		84.1	85.3	87.2	88.1	90.5	89.3	88.3	↓	85.0	GREEN	88.1	80.0	GREEN	N/A	N/A	Yes	
	Percentage of EH Unit Case Audits rated good or outstanding	H	R12M		77.8	88.9	88.9	90.9	90.9	88.9	88.9	↔	80.0	GREEN	90.9	80.0	GREEN	N/A	N/A		
EH16-F	Percentage of EH cases closed with outcomes achieved that come back to EH or CSWS in 3 mths	L	R12M		9.5	11.0	13.2	13.0	13.4	14.0	15.5	↓	15.0	AMBER	13.0	15.0	GREEN	N/A	N/A		
	Average Caseload within EH Units (Families)	L	MS		11.8	13.3	10.7	13.5	12.8	11.5	12.4	↓	15.0	GREEN	13.5	15.0	GREEN	N/A	N/A		

Integrated Children's Services Quarterly Indicators - Dartford		Polarity	Data Period	QPR	Quarterly Trends				Latest Quarter	DOT	Target 2022-23	RAG	District Outturn 2021-22	Target 2021-22	RAG 2021-22	Benchmark Group as at May 2021	England & Wales as at May 2021	Linked to SDP?
					Q2 21-22	Q3 21-22	Q4 21-22	Q1 22-23										
CYPE8	Rate of proven re-offending by CYP	L	Q		50.0	48.5	52.9	57.1	↓			52.9	35.0	RED	38.3	37.8		

Note: This target is out of date and the indicator requires updating and therefore this will be refreshed once this work has been done by the County Youth Justice Board.

Directorate Scorecard - Dartford District

Education Monthly Indicators - Dartford		Polarity	Data Period	QPR	Monthly Trends						Latest Month	DOT	Target 2021-22	RAG	District Outturn 2020-21	Target 2020-21	RAG 2020-21	Benchmark Group 2019-20	England 2019-20	Linked to SDP?
					Dec-21	Jan-22	Feb-22	Mar-22	Apr-22	May-22										
SEND20	Percentage of Education, Health and Care Plans (EHCPs) issued within 20 weeks	H	MS		53.8	33.3	34.5	60.0	63.2	52.4	46.7	↓	60	RED	14.9	60	RED	58.5	60.4	Yes
SISE71	Percentage of Year 12-13 age-group (16-17 year olds) not in education, employment or training (NEET) [seasonally impacted indicator]	L	MS		2.1	2.4	2.4	2.2	2.2	2.2	2.3	↓	3.6	GREEN	3.4	3.6	GREEN	2.4	2.7	Yes
CYPE1	Percentage of pupils being placed in independent or out-of-county special schools - Kent responsible EHCPs	L	MS		11.1	10.9	11.2	11.0	11.1	11.1	11.0	↑	9	RED	N/A	N/A	N/A	N/A	N/A	Yes
EH43	Number of pupils permanently excluded from the primary phase - all Year R to Year 6 pupils	L	R12M		1	3	3	3	3	3	3	↔	N/A	N/A	0	N/A	N/A	N/A	N/A	Yes
EH44	Number of permanent exclusions from the secondary phase - all Year 7 to Year 14 pupils	L	R12M		0	0	0	0	1	1	1	↔	N/A	N/A	0	N/A	N/A	N/A	N/A	Yes
CYPE6	Percentage of Children Missing Education cases, closed within 30 school days	H	R12M		88.6	88.0	86.9	85.1	86.1	86.7	85.1	↓	90	RED	86.1	90	RED	N/A	N/A	
CYPE22	Percentage of CYP registered to EHE who receive an offer of a visit within 10 school days of them being brought to our attention	H	R12M		95.2	95.4	93.8	93.8	93.6	93.6	90.9	↓	95	AMBER	95.7	95	GREEN	N/A	N/A	

Education Annual Indicators - Dartford		Polarity	Data Period	QPR	Annual Trends			Latest Year	Target 2020-21	RAG	DOT	Target 2021-22	Benchmark Group 2020-21	England 2020-21	Linked to SDP?
					2018-19	2019-20	2020-21								
EY2	Percentage of DWP and other identified eligible 2 year olds taking up a free early education place [seasonally impacted indicator]	H	MS		64.7	60.5	45.4	70	RED	↓	70	N/A	N/A		
EY14	Percentage of pupils at EYFS achieving a Good Level of Development	H	A		73.5	N/A	N/A	76	N/A	N/A	76	N/A	N/A	Yes	
EY15	Percentage of pupils at EYFS achieving a Good Level of Development - FSM gap	L	A		18.3	N/A	N/A	19	N/A	N/A	19	N/A	N/A	Yes	
SISE4	Percentage of pupils at KS2 achieving age-related expectations in Reading, writing & mathematics	H	A		70.4	N/A	N/A	70	N/A	N/A	70	N/A	N/A		
SISE16	Percentage of pupils at KS2 achieving age-related expectations in Reading, writing & mathematics - FSM gap	L	A		21.1	N/A	N/A	20	N/A	N/A	20	N/A	N/A	Yes	
SISE12	Average score at KS4 in Attainment 8	H	A		52.6	N/A	N/A	49.0	N/A	N/A	49.0	N/A	N/A	Yes	
SISE19	Average score at KS4 in Attainment 8 - FSM gap	L	A		18.1	N/A	N/A	12	N/A	N/A	12	N/A	N/A	Yes	
CYPE23	Average point score per A Level entry at KS5 [School students only]	H	A		30.38	N/A	N/A	36	N/A	N/A	36	N/A	N/A		
CYPE24	Average point score per Applied General entry at KS5 [School students only]	H	A		27.74	N/A	N/A	31	N/A	N/A	31	N/A	N/A		
CYPE25	Average point score per Tech Level entry at KS5 [School students only]	H	A		27.58	N/A	N/A	34	N/A	N/A	34	N/A	N/A		
SEND10	Percentage of pupils with an Education, Health and Care Plan (EHCP) - Kent resident pupils	L	A		1.9	2.1	2.4	3.0	GREEN	↓	3.0	3.9	3.7	Yes	
CYPE2	Percentage of parents getting first preference of primary school	H	A		N/A	N/A	N/A	90	N/A	N/A	90	91.1	91.8		
CYPE3	Percentage of parents getting first preference of secondary school	H	A		N/A	N/A	N/A	77	N/A	N/A	77	79.5	81.1		
EH46	Percentage of pupils who are persistently absent from primary schools - all pupils based on 10% threshold	L	A		9.9	N/A	8.4	8.7	GREEN	N/A	8.7	7.5	8.1		
EH47	Percentage of pupils who are persistently absent from secondary schools - all pupils based on 10% threshold	L	A		11.2	N/A	7.5	14.5	GREEN	N/A	14.5	11.1	11.7		

Directorate Scorecard - Dover District

Integrated Children's Services Monthly Indicators		Polarity	Data Period	QPR	Monthly Trends							Latest Month	DOT	Target 2022-23	RAG 2022-23	District Outturn 2021-22	Target 2021-22	RAG 2021-22	Benchmark Group 2020-21	England 2020-21	Linked to SDP?	
					Dec-21	Jan-22	Feb-22	Mar-22	Apr-22	May-22	Jun-22											
Dover CSWT																			SN or SE			
SCS03	Percentage re-referrals to Children's Social Work Services within 12 months of a previous referral (R12M)	L	R12M		28.7	28.4	27.2	26.1	24.4	23.7	24.7	↓	25.0	GREEN	26.1	25.0	AMBER	21.5	22.7			
SCS08	Percentage of Returner Interviews completed for those with SCS Involvement	H	R12M		100.0	100.0	100.0	100.0	100.0	100.0	100.0	↔	90.0	GREEN	100.0	90.0	GREEN	N/A	N/A			
SCS13	Percentage of children becoming subject to a child protection plan for the second or subsequent time	T	R12M	✓	11.8	11.6	11.5	14.1	15.7	15.9	16.8	↑	20.0	AMBER	14.1	20.0	AMBER	22.5	22.1			
SCS18	Children in Care in same placement for the last two years (for those in care for two and a half years or more)	H	MS	✓														64	N/A			
SCS19	Percentage of CIC Foster Care in KCC Foster Care/Rel & Friends placements (exc UASC)	H	MS	✓															N/A	N/A		
SCS29	Average number of days between becoming a child in care and moving in with an adoptive family	L	R12M	✓															372	418		
SCS34	Percentage of care leavers in education, employment or training (of those KCC is in touch with)	H	R12M	✓																N/A	N/A	
SCS37	Percentage of Case File Audits graded good or outstanding	H	R12M	✓	57.1	53.3	53.3	52.6	52.6	50.0	50.0	↔	80.0	RED	52.6	80.0	RED	N/A	N/A			
SCS40	Percentage of case holding posts filled by permanent qualified social workers	H	MS	✓	87.0	82.6	82.6	78.3	73.9	73.9	73.9	↔	85.0	RED	78.3	85.0	AMBER	N/A	N/A			
SCS42	Average caseloads in the CIC Teams	L	MS																N/A	N/A		
SCS43	Average caseloads in the CSWT Teams	L	MS		27.1	22.2	23.9	21.8	23.6	25.3	27.6	↓	18.0	RED	21.8	18.0	AMBER	N/A	N/A			
Dover EHU																						
EH72-F	Percentage of referrals to an Early Help Unit where a previous episode ended within 12 months	L	R12M		25.4	26.0	25.7	25.3	24.8	26.1	26.7	↓	25.0	AMBER	25.3	25.0	AMBER	28	N/A	Yes		
EH52-F	Percentage of EH Assessments completed in the given month, within 6 weeks of allocation	H	MS		93.1	93.1	91.9	88.6	87.5	85.8	85.2	↓	85.0	GREEN	88.6	80.0	GREEN	N/A	N/A	Yes		
	Percentage of EH Unit Case Audits rated good or outstanding	H	R12M		77.8	70.0	70.0	58.3	58.3	60.0	60.0	↔	80.0	RED	58.3	80.0	RED	N/A	N/A			
EH16-F	Percentage of EH cases closed with outcomes achieved that come back to EH or CSWS in 3 mths	L	R12M		16.5	17.1	17.5	17.2	18.0	18.9	17.9	↑	15.0	AMBER	17.2	15.0	AMBER	N/A	N/A			
	Average Caseload within EH Units (Families)	L	MS		12.7	12.0	14.0	14.4	14.0	12.6	12.8	↓	15.0	GREEN	14.4	15.0	GREEN	N/A	N/A			

Page 43

Integrated Children's Services Quarterly Indicators - Dover		Polarity	Data Period	QPR	Quarterly Trends				Latest Quarter	DOT	Target 2022-23	RAG	District Outturn 2021-22	Target 2021-22	RAG 2021-22	Benchmark Group as at May 2021	England & Wales as at May 2021	Linked to SDP?
					Q2 21-22	Q3 21-22	Q4 21-22	Q1 22-23							SN or SE			
CYPE8	Rate of proven re-offending by CYP	L	Q		36.8	31.6	28.6	31.3	↑			28.6	35.0	GREEN	38.3	37.8		

Note: This target is out of date and the indicator requires updating and therefore this will be refreshed once this work has been done by the County Youth Justice Board.

Directorate Scorecard - Dover District

Education Monthly Indicators - Dover		Polarity	Data Period	QPR	Monthly Trends						Latest Month	DOT	Target 2021-22	RAG	District Outturn 2020-21	Target 2020-21	RAG 2020-21	Benchmark Group 2019-20	England 2019-20	Linked to SDP?
					Dec-21	Jan-22	Feb-22	Mar-22	Apr-22	May-22	Jun-22							SN or SE		
SEND20	Percentage of Education, Health and Care Plans (EHCPs) issued within 20 weeks	H	MS		0.0	46.2	41.7	53.8	42.9	32.0	25.7	↓	60	RED	66.7	60	GREEN	58.5	60.4	Yes
SISE71	Percentage of Year 12-13 age-group (16-17 year olds) not in education, employment or training (NEET) [seasonally impacted indicator]	L	MS		2.7	2.8	2.8	3.1	3.2	3.2	3.5	↓	2.7	AMBER	2.9	2.7	AMBER	2.4	2.7	Yes
CYPE1	Percentage of pupils being placed in independent or out-of-county special schools - Kent responsible EHCPs	L	MS		11.7	12.2	12.2	12.1	12.0	11.7	11.7	↔	9	RED	N/A	N/A	N/A	N/A	N/A	Yes
EH43	Number of pupils permanently excluded from the primary phase - all Year R to Year 6 pupils	L	R12M		0	0	0	0	0	0	0	↔	N/A	N/A	0	N/A	N/A	N/A	N/A	Yes
EH44	Number of permanent exclusions from the secondary phase - all Year 7 to Year 14 pupils	L	R12M		1	1	1	1	1	3	3	↔	N/A	N/A	0	N/A	N/A	N/A	N/A	Yes
CYPE6	Percentage of Children Missing Education cases, closed within 30 school days	H	R12M		84.7	80.0	75.2	79.3	72.6	75.0	77.2	↑	90	RED	81.0	90	RED	N/A	N/A	
CYPE22	Percentage of CYP registered to EHE who receive an offer of a visit within 10 school days of them being brought to our attention	H	R12M		84.9	83.7	85.6	81.6	79.4	81.9	85.4	↑	95	AMBER	88.3	95	AMBER	N/A	N/A	

Education Annual Indicators - Dover		Polarity	Data Period	QPR	Annual Trends			Latest Year	Target 2020-21	RAG	DOT	Target 2021-22	Benchmark Group 2020-21	England 2020-21	Linked to SDP?
					2018-19	2019-20	2020-21								
EY2	Percentage of DWP and other identified eligible 2 year olds taking up a free early education place [seasonally impacted indicator]	H	MS		73.1	77.5	74.1	70	GREEN	↓	70	N/A	N/A		
EY14	Percentage of pupils at EYFS achieving a Good Level of Development	H	A		75.0	N/A	N/A	76	N/A	N/A	76	N/A	N/A	Yes	
EY15	Percentage of pupils at EYFS achieving a Good Level of Development - FSM gap	L	A		13.8	N/A	N/A	19	N/A	N/A	19	N/A	N/A	Yes	
SISE4	Percentage of pupils at KS2 achieving age-related expectations in Reading, writing & mathematics	H	A		69.0	N/A	N/A	70	N/A	N/A	70	N/A	N/A		
SISE16	Percentage of pupils at KS2 achieving age-related expectations in Reading, writing & mathematics - FSM gap	L	A		16.6	N/A	N/A	20	N/A	N/A	20	N/A	N/A	Yes	
SISE12	Average score at KS4 in Attainment 8	H	A		44.6	N/A	N/A	49.0	N/A	N/A	49.0	N/A	N/A	Yes	
SISE19	Average score at KS4 in Attainment 8 - FSM gap	L	A		13.3	N/A	N/A	12	N/A	N/A	12	N/A	N/A	Yes	
CYPE23	Average point score per A Level entry at KS5 [School students only]	H	A		30.41	N/A	N/A	36	N/A	N/A	36	N/A	N/A		
CYPE24	Average point score per Applied General entry at KS5 [School students only]	H	A		23.42	N/A	N/A	31	N/A	N/A	31	N/A	N/A		
CYPE25	Average point score per Tech Level entry at KS5 [School students only]	H	A		32.67	N/A	N/A	34	N/A	N/A	34	N/A	N/A		
SEND10	Percentage of pupils with an Education, Health and Care Plan (EHCP) - Kent resident pupils	L	A		3.2	3.6	3.9	3.0	RED	↓	3.0	3.9	3.7	Yes	
CYPE2	Percentage of parents getting first preference of primary school	H	A		N/A	N/A	N/A	90	N/A	N/A	90	91.1	91.8		
CYPE3	Percentage of parents getting first preference of secondary school	H	A		N/A	N/A	N/A	77	N/A	N/A	77	79.5	81.1		
EH46	Percentage of pupils who are persistently absent from primary schools - all pupils based on 10% threshold	L	A		8.9	N/A	8.6	8.7	GREEN	N/A	8.7	7.5	8.1		
EH47	Percentage of pupils who are persistently absent from secondary schools - all pupils based on 10% threshold	L	A		18.0	N/A	13.1	14.5	GREEN	N/A	14.5	11.1	11.7		

Integrated Children's Services Monthly Indicators		Polarity	Data Period	QPR	Monthly Trends							Latest Month	DOT	Target 2022-23	RAG 2022-23	District Outturn 2021-22	Target 2021-22	RAG 2021-22	Benchmark Group 2020-21	England 2020-21	Linked to SDP?
					Dec-21	Jan-22	Feb-22	Mar-22	Apr-22	May-22	Jun-22							SN or SE			
Folkestone and Hythe CSWT																					
SCS03	Percentage re-referrals to Children's Social Work Services within 12 months of a previous referral (R12M)	L	R12M		21.2	20.6	20.4	21.2	21.2	21.3	22.2	↕	25.0	GREEN	21.2	25.0	GREEN	21.5	22.7		
SCS08	Percentage of Returner Interviews completed for those with SCS Involvement	H	R12M		100.0	100.0	100.0	100.0	100.0	96.7	96.8	↑	90.0	GREEN	100.0	90.0	GREEN	N/A	N/A		
SCS13	Percentage of children becoming subject to a child protection plan for the second or subsequent time	T	R12M	✓	14.1	18.2	17.3	18.2	20.5	18.3	19.3	↑	20.0	GREEN	18.2	20.0	GREEN	22.5	22.1		
SCS18	Children in Care in same placement for the last two years (for those in care for two and a half years or more)	H	MS	✓														64	N/A		
SCS19	Percentage of CIC Foster Care in KCC Foster Care/Rel & Friends placements (exc UASC)	H	MS	✓															N/A	N/A	
SCS29	Average number of days between becoming a child in care and moving in with an adoptive family	L	R12M	✓															372	418	
SCS34	Percentage of care leavers in education, employment or training (of those KCC is in touch with)	H	R12M	✓															N/A	N/A	
SCS37	Percentage of Case File Audits graded good or outstanding	H	R12M	✓	83.3	78.9	78.9	69.6	69.6	68.4	68.4	↔	80.0	RED	69.6	80.0	RED	N/A	N/A		
SCS40	Percentage of case holding posts filled by permanent qualified social workers	H	MS	✓	101.8	101.8	97.5	93.1	93.1	93.1	93.1	↔	85.0	GREEN	93.1	85.0	GREEN	N/A	N/A		
SCS42	Average caseloads in the CIC Teams	L	MS																N/A	N/A	
SCS43	Average caseloads in the CSWT Teams	L	MS		21.2	23.1	25.3	28.4	28.5	26.1	28.8	↕	18.0	RED	28.4	18.0	RED	N/A	N/A		
Folkestone and Hythe EHU																					
EH72-F	Percentage of referrals to an Early Help Unit where a previous episode ended within 12 months	L	R12M		25.5	27.1	27.9	27.2	28.4	29.1	29.3	↕	25.0	AMBER	27.2	25.0	AMBER	28	N/A	Yes	
EH52-F	Percentage of EH Assessments completed in the given month, within 6 weeks of allocation	H	MS		80.4	81.7	81.6	81.8	80.7	79.0	77.1	↕	85.0	AMBER	81.8	80.0	GREEN	N/A	N/A	Yes	
	Percentage of EH Unit Case Audits rated good or outstanding	H	R12M		75.0	70.0	70.0	75.0	75.0	80.0	80.0	↔	80.0	GREEN	75.0	80.0	AMBER	N/A	N/A		
EH16-F	Percentage of EH cases closed with outcomes achieved that come back to EH or CSWS in 3 mths	L	R12M		11.3	10.8	10.5	12.3	13.1	13.4	13.8	↕	15.0	GREEN	12.3	15.0	GREEN	N/A	N/A		
	Average Caseload within EH Units (Families)	L	MS		13.4	14.4	15.8	14.8	14.9	15.6	13.7	↑	15.0	GREEN	14.8	15.0	GREEN	N/A	N/A		

Page 45

Integrated Children's Services Quarterly Indicators - Folkestone and Hythe		Polarity	Data Period	QPR	Quarterly Trends				Latest Quarter	DOT	Target 2022-23	RAG	District Outturn 2021-22	Target 2021-22	RAG 2021-22	Benchmark Group as at May 2021	England & Wales as at May 2021	Linked to SDP?
					Q2 21-22	Q3 21-22	Q4 21-22	Q1 22-23							SN or SE			
CYPE8	Rate of proven re-offending by CYP	L	Q		42.9	44.4	28.6	21.4	↑			28.6	35.0	GREEN	38.3	37.8		

Note: This target is out of date and the indicator requires updating and therefore this will be refreshed once this work has been done by the County Youth Justice Board.

Education Monthly Indicators - Folkestone and Hythe		Polarity	Data Period	QPR	Monthly Trends						Latest Month	DOT	Target 2021-22	RAG	District Outturn 2020-21	Target 2020-21	RAG 2020-21	Benchmark Group 2019-20	England 2019-20	Linked to SDP?
					Dec-21	Jan-22	Feb-22	Mar-22	Apr-22	May-22										
SEND20	Percentage of Education, Health and Care Plans (EHCPs) issued within 20 weeks	H	MS		25.0	77.8	87.5	74.1	45.5	36.0	66.7	↑	60	GREEN	100.0	60	GREEN	58.5	60.4	Yes
SISE71	Percentage of Year 12-13 age-group (16-17 year olds) not in education, employment or training (NEET) [seasonally impacted indicator]	L	MS		3.4	3.4	3.2	3.2	3.1	3.3	3.3	↔	3.4	GREEN	3.3	3.4	GREEN	2.4	2.7	Yes
CYPE1	Percentage of pupils being placed in independent or out-of-county special schools - Kent responsible EHCPs	L	MS		9.7	9.7	9.5	9.9	9.9	9.9	10.0	↓	9	AMBER	N/A	N/A	N/A	N/A	N/A	Yes
EH43	Number of pupils permanently excluded from the primary phase - all Year R to Year 6 pupils	L	R12M		0	0	0	0	0	0	0	↔	N/A	N/A	0	N/A	N/A	N/A	N/A	Yes
EH44	Number of permanent exclusions from the secondary phase - all Year 7 to Year 14 pupils	L	R12M		1	1	1	1	1	1	1	↔	N/A	N/A	0	N/A	N/A	N/A	N/A	Yes
CYPE6	Percentage of Children Missing Education cases, closed within 30 school days	H	R12M		91.9	91.3	90.4	89.4	91.0	95.9	85.9	↓	90	RED	92.9	90	GREEN	N/A	N/A	
CYPE22	Percentage of CYP registered to EHE who receive an offer of a visit within 10 school days of them being brought to our attention	H	R12M		83.8	84.8	85.8	88.1	87.6	87.6	87.5	↓	95	AMBER	91.4	95	AMBER	N/A	N/A	

Education Annual Indicators - Folkestone and Hythe		Polarity	Data Period	QPR	Annual Trends			Latest Year	Target 2020-21	RAG	DOT	Target 2021-22	Benchmark Group 2020-21	England 2020-21	Linked to SDP?
					2018-19	2019-20	2020-21								
EY2	Percentage of DWP and other identified eligible 2 year olds taking up a free early education place [seasonally impacted indicator]	H	MS		78.7	76.4	69.7	70	AMBER	↓	70	N/A	N/A		
EY14	Percentage of pupils at EYFS achieving a Good Level of Development	H	A		75.0	N/A	N/A	76	N/A	N/A	76	N/A	N/A	Yes	
EY15	Percentage of pupils at EYFS achieving a Good Level of Development - FSM gap	L	A		16.5	N/A	N/A	19	N/A	N/A	19	N/A	N/A	Yes	
SISE4	Percentage of pupils at KS2 achieving age-related expectations in Reading, writing & mathematics	H	A		67.6	N/A	N/A	70	N/A	N/A	70	N/A	N/A		
SISE16	Percentage of pupils at KS2 achieving age-related expectations in Reading, writing & mathematics - FSM gap	L	A		18.4	N/A	N/A	20	N/A	N/A	20	N/A	N/A	Yes	
SISE12	Average score at KS4 in Attainment 8	H	A		46.9	N/A	N/A	49.0	N/A	N/A	49.0	N/A	N/A	Yes	
SISE19	Average score at KS4 in Attainment 8 - FSM gap	L	A		13.8	N/A	N/A	12	N/A	N/A	12	N/A	N/A	Yes	
CYPE23	Average point score per A Level entry at KSS [School students only]	H	A		32.17	N/A	N/A	36	N/A	N/A	36	N/A	N/A		
CYPE24	Average point score per Applied General entry at KS5 [School students only]	H	A		29.34	N/A	N/A	31	N/A	N/A	31	N/A	N/A		
CYPE25	Average point score per Tech Level entry at KS5 [School students only]	H	A		35.00	N/A	N/A	34	N/A	N/A	34	N/A	N/A		
SEND10	Percentage of pupils with an Education, Health and Care Plan (EHCP) - Kent resident pupils	L	A		3.6	3.8	4.2	3.0	RED	↓	3.0	3.9	3.7	Yes	
CYPE2	Percentage of parents getting first preference of primary school	H	A		N/A	N/A	N/A	90	N/A	N/A	90	91.1	91.8		
CYPE3	Percentage of parents getting first preference of secondary school	H	A		N/A	N/A	N/A	77	N/A	N/A	77	79.5	81.1		
EH46	Percentage of pupils who are persistently absent from primary schools - all pupils based on 10% threshold	L	A		10.3	N/A	9.4	8.7	AMBER	N/A	8.7	7.5	8.1		
EH47	Percentage of pupils who are persistently absent from secondary schools - all pupils based on 10% threshold	L	A		19.8	N/A	14.3	14.5	GREEN	N/A	14.5	11.1	11.7		

Directorate Scorecard - Gravesham District

Page 47

Integrated Children's Services Monthly Indicators		Polarity	Data Period	QPR	Monthly Trends							Latest Month	DOT	Target 2022-23	RAG 2022-23	District Outturn 2021-22	Target 2021-22	RAG 2021-22	Benchmark Group 2020-21	England 2020-21	Linked to SDP?	
					Dec-21	Jan-22	Feb-22	Mar-22	Apr-22	May-22	Jun-22							SN or SE				
Gravesham CSWT																						
SCS03	Percentage re-referrals to Children's Social Work Services within 12 months of a previous referral (R12M)	L	R12M		20.0	19.5	19.2	19.0	20.2	19.6	20.4	↓	25.0	GREEN	19.0	25.0	GREEN	21.5	22.7			
SCS08	Percentage of Returner Interviews completed for those with SCS Involvement	H	R12M		100.0	100.0	100.0	100.0	100.0	97.0	96.9	↓	90.0	GREEN	100.0	90.0	GREEN	N/A	N/A			
SCS13	Percentage of children becoming subject to a child protection plan for the second or subsequent time	T	R12M	✓	20.9	19.7	20.6	17.9	22.6	22.9	22.4	↑	20.0	GREEN	17.9	20.0	GREEN	22.5	22.1			
SCS18	Children in Care in same placement for the last two years (for those in care for two and a half years or more)	H	MS	✓														64	N/A			
SCS19	Percentage of CIC Foster Care in KCC Foster Care/Rel & Friends placements (exc UASC)	H	MS	✓															N/A	N/A		
SCS29	Average number of days between becoming a child in care and moving in with an adoptive family	L	R12M	✓															372	418		
SCS34	Percentage of care leavers in education, employment or training (of those KCC is in touch with)	H	R12M	✓																N/A	N/A	
SCS37	Percentage of Case File Audits graded good or outstanding	H	R12M	✓	88.2	77.8	77.8	72.7	72.7	66.7	66.7	↔	80.0	RED	72.7	80.0	AMBER	N/A	N/A			
SCS40	Percentage of case holding posts filled by permanent qualified social workers	H	MS	✓	75.1	80.8	85.6	76.0	75.1	70.3	65.5	↓	85.0	RED	76.0	85.0	AMBER	N/A	N/A			
SCS42	Average caseloads in the CIC Teams	L	MS																N/A	N/A		
SCS43	Average caseloads in the CSWT Teams	L	MS		23.6	26.3	28.3	28.0	26.1	30.7	33.0	↓	18.0	RED	28.0	18.0	RED	N/A	N/A			
Gravesham EHU																						
EH72-F	Percentage of referrals to an Early Help Unit where a previous episode ended within 12 months	L	R12M		26.4	25.9	25.5	26.1	27.5	27.9	27.8	↑	25.0	AMBER	26.1	25.0	AMBER	28	N/A	Yes		
EH52-F	Percentage of EH Assessments completed in the given month, within 6 weeks of allocation	H	MS		77.0	76.0	75.1	72.6	71.9	69.0	68.4	↓	85.0	RED	72.6	80.0	AMBER	N/A	N/A	Yes		
	Percentage of EH Unit Case Audits rated good or outstanding	H	R12M		80.0	80.0	80.0	83.3	83.3	90.0	90.0	↔	80.0	GREEN	83.3	80.0	GREEN	N/A	N/A			
EH16-F	Percentage of EH cases closed with outcomes achieved that come back to EH or CSWS in 3 mths	L	R12M		10.9	10.3	10.2	9.2	9.5	9.9	9.3	↑	15.0	GREEN	9.2	15.0	GREEN	N/A	N/A			
	Average Caseload within EH Units (Families)	L	MS		13.2	13.7	13.1	13.4	14.5	14.6	14.3	↑	15.0	GREEN	13.4	15.0	GREEN	N/A	N/A			

Integrated Children's Services Quarterly Indicators - Gravesham		Polarity	Data Period	QPR	Quarterly Trends				Latest Quarter	DOT	Target 2022-23	RAG	District Outturn 2021-22	Target 2021-22	RAG 2021-22	Benchmark Group as at May 2021	England & Wales as at May 2021	Linked to SDP?
					Q2 21-22	Q3 21-22	Q4 21-22	Q1 22-23							SN or SE			
CYPE8	Rate of proven re-offending by CYP	L	Q		39.1	41.7	44.4	48.4	↓			44.4	35.0	RED	38.3	37.8		

Note: This target is out of date and the indicator requires updating and therefore this will be refreshed once this work has been done by the County Youth Justice Board.

Directorate Scorecard - Gravesham District

Education Monthly Indicators - Gravesham		Polarity	Data Period	QPR	Monthly Trends						Latest Month	DOT	Target 2021-22	RAG	District Outturn 2020-21	Target 2020-21	RAG 2020-21	Benchmark Group 2019-20	England 2019-20	Linked to SDP?
					Dec-21	Jan-22	Feb-22	Mar-22	Apr-22	May-22	Jun-22							SN or SE		
SEND20	Percentage of Education, Health and Care Plans (EHCPs) issued within 20 weeks	H	MS		40.0	0.0	20.0	54.2	83.3	36.4	40.0	↑	60	RED	15.6	60	RED	58.5	60.4	Yes
SISE71	Percentage of Year 12-13 age-group (16-17 year olds) not in education, employment or training (NEET) [seasonally impacted indicator]	L	MS		2.2	2.4	2.4	3.0	2.8	3.0	2.9	↑	3.7	GREEN	3.2	3.7	GREEN	2.4	2.7	Yes
CYPE1	Percentage of pupils being placed in independent or out-of-county special schools - Kent responsible EHCPs	L	MS		8.7	8.9	8.9	8.5	8.5	8.3	8.2	↑	9	GREEN	N/A	N/A	N/A	N/A	N/A	Yes
EH43	Number of pupils permanently excluded from the primary phase - all Year R to Year 6 pupils	L	R12M		0	0	0	1	1	1	1	↔	N/A	N/A	0	N/A	N/A	N/A	N/A	Yes
EH44	Number of permanent exclusions from the secondary phase - all Year 7 to Year 14 pupils	L	R12M		1	1	2	2	2	2	2	↔	N/A	N/A	1	N/A	N/A	N/A	N/A	Yes
CYPE6	Percentage of Children Missing Education cases, closed within 30 school days	H	R12M		98.9	97.0	97.6	97.7	97.8	97.3	94.8	↓	90	GREEN	98.6	90	GREEN	N/A	N/A	
CYPE22	Percentage of CYP registered to EHE who receive an offer of a visit within 10 school days of them being brought to our attention	H	R12M		75.4	66.7	60.5	62.5	61.5	63.3	69.5	↑	95	RED	82.3	95	RED	N/A	N/A	

Education Annual Indicators - Gravesham		Polarity	Data Period	QPR	Annual Trends			Latest Year	Target 2020-21	RAG	DOT	Target 2021-22	Benchmark Group 2020-21	England 2020-21	Linked to SDP?
					2018-19	2019-20	2020-21						SN or SE		
EY2	Percentage of DWP and other identified eligible 2 year olds taking up a free early education place [seasonally impacted indicator]	H	MS		55.8	54.7	46.1	70	RED	↓	70	N/A	N/A		
EY14	Percentage of pupils at EYFS achieving a Good Level of Development	H	A		75.4	N/A	N/A	76	N/A	N/A	76	N/A	N/A	Yes	
EY15	Percentage of pupils at EYFS achieving a Good Level of Development - FSM gap	L	A		12.9	N/A	N/A	19	N/A	N/A	19	N/A	N/A	Yes	
SISE4	Percentage of pupils at KS2 achieving age-related expectations in Reading, writing & mathematics	H	A		65.0	N/A	N/A	70	N/A	N/A	70	N/A	N/A		
SISE16	Percentage of pupils at KS2 achieving age-related expectations in Reading, writing & mathematics - FSM gap	L	A		20.5	N/A	N/A	20	N/A	N/A	20	N/A	N/A	Yes	
SISE12	Average score at KS4 in Attainment 8	H	A		47.6	N/A	N/A	49.0	N/A	N/A	49.0	N/A	N/A	Yes	
SISE19	Average score at KS4 in Attainment 8 - FSM gap	L	A		16.0	N/A	N/A	12	N/A	N/A	12	N/A	N/A	Yes	
CYPE23	Average point score per A Level entry at KS5 [School students only]	H	A		30.15	N/A	N/A	36	N/A	N/A	36	N/A	N/A		
CYPE24	Average point score per Applied General entry at KS5 [School students only]	H	A		26.75	N/A	N/A	31	N/A	N/A	31	N/A	N/A		
CYPE25	Average point score per Tech Level entry at KS5 [School students only]	H	A		32.58	N/A	N/A	34	N/A	N/A	34	N/A	N/A		
SEND10	Percentage of pupils with an Education, Health and Care Plan (EHCP) - Kent resident pupils	L	A		2.2	2.4	2.7	3.0	GREEN	↓	3.0	3.9	3.7	Yes	
CYPE2	Percentage of parents getting first preference of primary school	H	A		N/A	N/A	N/A	90	N/A	N/A	90	91.1	91.8		
CYPE3	Percentage of parents getting first preference of secondary school	H	A		N/A	N/A	N/A	77	N/A	N/A	77	79.5	81.1		
EH46	Percentage of pupils who are persistently absent from primary schools - all pupils based on 10% threshold	L	A		9.9	N/A	9.9	8.7	RED	N/A	8.7	7.5	8.1		
EH47	Percentage of pupils who are persistently absent from secondary schools - all pupils based on 10% threshold	L	A		12.5	N/A	11.5	14.5	GREEN	N/A	14.5	11.1	11.7		

Directorate Scorecard - Maidstone District

Page 49

Integrated Children's Services Monthly Indicators		Polarity	Data Period	QPR	Monthly Trends							Latest Month	DOT	Target 2022-23	RAG 2022-23	District Outturn 2021-22	Target 2021-22	RAG 2021-22	Benchmark Group 2020-21	England 2020-21	Linked to SDP?
					Dec-21	Jan-22	Feb-22	Mar-22	Apr-22	May-22	Jun-22							SN or SE			
Maidstone CSWT																					
SCS03	Percentage re-referrals to Children's Social Work Services within 12 months of a previous referral (R12M)	L	R12M		20.1	20.2	19.6	19.5	19.8	19.4	18.7	↑	25.0	GREEN	19.5	25.0	GREEN	21.5	22.7		
SCS08	Percentage of Returner Interviews completed for those with SCS Involvement	H	R12M		96.9	97.1	97.2	100.0	100.0	100.0	96.6	↓	90.0	GREEN	100.0	90.0	GREEN	N/A	N/A		
SCS13	Percentage of children becoming subject to a child protection plan for the second or subsequent time	T	R12M	✓	14.4	19.2	22.5	19.6	23.3	20.3	22.3	↓	20.0	GREEN	19.6	20.0	GREEN	22.5	22.1		
SCS18	Children in Care in same placement for the last two years (for those in care for two and a half years or more)	H	MS	✓														64	N/A		
SCS19	Percentage of CIC Foster Care in KCC Foster Care/Rel & Friends placements (exc UASC)	H	MS	✓															N/A	N/A	
SCS29	Average number of days between becoming a child in care and moving in with an adoptive family	L	R12M	✓															372	418	
SCS34	Percentage of care leavers in education, employment or training (of those KCC is in touch with)	H	R12M	✓															N/A	N/A	
SCS37	Percentage of Case File Audits graded good or outstanding	H	R12M	✓	78.3	73.9	73.9	74.1	74.1	77.3	77.3	↔	80.0	AMBER	74.1	80.0	AMBER	N/A	N/A		
SCS40	Percentage of case holding posts filled by permanent qualified social workers	H	MS	✓	86.9	83.1	79.2	79.2	71.5	63.8	63.8	↔	85.0	RED	79.2	85.0	AMBER	N/A	N/A		
SCS42	Average caseloads in the CIC Teams	L	MS																N/A	N/A	
SCS43	Average caseloads in the CSWT Teams	L	MS		19.6	20.2	20.6	22.9	24.1	29.4	28.7	↑	18.0	RED	22.9	18.0	RED	N/A	N/A		
Maidstone EHU																					
EH72-F	Percentage of referrals to an Early Help Unit where a previous episode ended within 12 months	L	R12M		21.8	21.5	21.5	21.1	20.3	21.2	21.4	↓	25.0	GREEN	21.1	25.0	GREEN	28	N/A	Yes	
EH52-F	Percentage of EH Assessments completed in the given month, within 6 weeks of allocation	H	MS		97.3	97.6	98.2	97.2	96.2	95.6	94.7	↓	85.0	GREEN	97.2	80.0	GREEN	N/A	N/A	Yes	
	Percentage of EH Unit Case Audits rated good or outstanding	H	R12M		58.3	71.4	71.4	76.5	76.5	85.7	85.7	↔	80.0	GREEN	76.5	80.0	AMBER	N/A	N/A		
EH16-F	Percentage of EH cases closed with outcomes achieved that come back to EH or CSWS in 3 mths	L	R12M		11.4	11.2	11.7	11.7	12.3	12.7	13.3	↓	15.0	GREEN	11.7	15.0	GREEN	N/A	N/A		
	Average Caseload within EH Units (Families)	L	MS		16.3	17.6	19.4	19.8	17.9	16.0	16.4	↓	15.0	AMBER	19.8	15.0	RED	N/A	N/A		

Integrated Children's Services Quarterly Indicators - Maidstone		Polarity	Data Period	QPR	Quarterly Trends				Latest Quarter	DOT	Target 2022-23	RAG	District Outturn 2021-22	Target 2021-22	RAG 2021-22	Benchmark Group as at May 2021	England & Wales as at May 2021	Linked to SDP?
					Q2 21-22	Q3 21-22	Q4 21-22	Q1 22-23							SN or SE			
CYPE8	Rate of proven re-offending by CYP	L	Q		35.3	29.3	30.0	30.8	↓			30.0	35.0	GREEN	38.3	37.8		

Note: This target is out of date and the indicator requires updating and therefore this will be refreshed once this work has been done by the County Youth Justice Board.

Directorate Scorecard - Maidstone District

Education Monthly Indicators - Maidstone		Polarity	Data Period	QPR	Monthly Trends						Latest Month	DOT	Target 2021-22	RAG	District Outturn 2020-21	Target 2020-21	RAG 2020-21	Benchmark Group 2019-20	England 2019-20	Linked to SDP?
					Dec-21	Jan-22	Feb-22	Mar-22	Apr-22	May-22										
SEND20	Percentage of Education, Health and Care Plans (EHCPs) issued within 20 weeks	H	MS		16.7	25.0	57.1	45.5	35.5	23.8	50.0	↑	60	AMBER	72.7	60	GREEN	58.5	60.4	Yes
SISE71	Percentage of Year 12-13 age-group (16-17 year olds) not in education, employment or training (NEET) [seasonally impacted indicator]	L	MS		3.0	3.0	3.0	3.4	3.2	3.1	3.0	↑	2.3	AMBER	2.8	2.3	AMBER	2.4	2.7	Yes
CYPE1	Percentage of pupils being placed in independent or out-of-county special schools - Kent responsible EHCPs	L	MS		7.1	7.3	7.5	7.5	7.6	7.4	7.4	↔	9	GREEN	N/A	N/A	N/A	N/A	N/A	Yes
EH43	Number of pupils permanently excluded from the primary phase - all Year R to Year 6 pupils	L	R12M		2	2	2	2	2	2	1	↑	N/A	N/A	2	N/A	N/A	N/A	N/A	Yes
EH44	Number of permanent exclusions from the secondary phase - all Year 7 to Year 14 pupils	L	R12M		3	3	3	3	2	4	3	↑	N/A	N/A	2	N/A	N/A	N/A	N/A	Yes
CYPE6	Percentage of Children Missing Education cases, closed within 30 school days	H	R12M		90.0	87.6	90.1	91.2	90.9	92.1	92.5	↑	90	GREEN	81.5	90	RED	N/A	N/A	
CYPE22	Percentage of CYP registered to EHE who receive an offer of a visit within 10 school days of them being brought to our attention	H	R12M		94.8	94.4	93.7	93.9	94.2	94.5	93.8	↓	95	AMBER	90.4	95	AMBER	N/A	N/A	

Education Annual Indicators - Maidstone		Polarity	Data Period	QPR	Annual Trends			Latest Year	Target 2020-21	RAG	DOT	Target 2021-22	Benchmark Group 2020-21	England 2020-21	Linked to SDP?
					2018-19	2019-20	2020-21								
EY2	Percentage of DWP and other identified eligible 2 year olds taking up a free early education place [seasonally impacted indicator]	H	MS		69.3	66.4	58.2	70	RED	↓	70	N/A	N/A		
EY14	Percentage of pupils at EYFS achieving a Good Level of Development	H	A		72.9	N/A	N/A	76	N/A	N/A	76	N/A	N/A	Yes	
EY15	Percentage of pupils at EYFS achieving a Good Level of Development - FSM gap	L	A		22.1	N/A	N/A	19	N/A	N/A	19	N/A	N/A	Yes	
SISE4	Percentage of pupils at KS2 achieving age-related expectations in Reading, writing & mathematics	H	A		66.0	N/A	N/A	70	N/A	N/A	70	N/A	N/A		
SISE16	Percentage of pupils at KS2 achieving age-related expectations in Reading, writing & mathematics - FSM gap	L	A		23.1	N/A	N/A	20	N/A	N/A	20	N/A	N/A	Yes	
SISE12	Average score at KS4 in Attainment 8	H	A		50.7	N/A	N/A	49.0	N/A	N/A	49.0	N/A	N/A	Yes	
SISE19	Average score at KS4 in Attainment 8 - FSM gap	L	A		18.2	N/A	N/A	12	N/A	N/A	12	N/A	N/A	Yes	
CYPE23	Average point score per A Level entry at KS5 [School students only]	H	A		33.99	N/A	N/A	36	N/A	N/A	36	N/A	N/A		
CYPE24	Average point score per Applied General entry at KS5 [School students only]	H	A		28.38	N/A	N/A	31	N/A	N/A	31	N/A	N/A		
CYPE25	Average point score per Tech Level entry at KS5 [School students only]	H	A		35.76	N/A	N/A	34	N/A	N/A	34	N/A	N/A		
SEND10	Percentage of pupils with an Education, Health and Care Plan (EHCP) - Kent resident pupils	L	A		3.6	3.9	4.5	3.0	RED	↓	3.0	3.9	3.7	Yes	
CYPE2	Percentage of parents getting first preference of primary school	H	A		N/A	N/A	N/A	90	N/A	N/A	90	91.1	91.8		
CYPE3	Percentage of parents getting first preference of secondary school	H	A		N/A	N/A	N/A	77	N/A	N/A	77	79.5	81.1		
EH46	Percentage of pupils who are persistently absent from primary schools - all pupils based on 10% threshold	L	A		9.2	N/A	7.7	8.7	GREEN	N/A	8.7	7.5	8.1		
EH47	Percentage of pupils who are persistently absent from secondary schools - all pupils based on 10% threshold	L	A		13.1	N/A	8.0	14.5	GREEN	N/A	14.5	11.1	11.7		

Directorate Scorecard - Sevenoaks District

Integrated Children's Services Monthly Indicators		Polarity	Data Period	QPR	Monthly Trends						Latest Month	DOT	Target 2022-23	RAG 2022-23	District Outturn 2021-22	Target 2021-22	RAG 2021-22	Benchmark Group 2020-21	England 2020-21	Linked to SDP?
					Dec-21	Jan-22	Feb-22	Mar-22	Apr-22	May-22										
Sevenoaks North & Tonbridge and Malling CSWT																	SN or SE			
SCS03	Percentage re-referrals to Children's Social Work Services within 12 months of a previous referral (R12M)	L	R12M		27.4	25.7	25.3	25.0	23.7	23.6	23.3	↑	25.0	GREEN	25.0	25.0	GREEN	21.5	22.7	
SCS08	Percentage of Returner Interviews completed for those with SCS Involvement	H	R12M		96.2	96.3	96.7	100.0	96.8	97.0	86.5	↓	90.0	AMBER	100.0	90.0	GREEN	N/A	N/A	
SCS13	Percentage of children becoming subject to a child protection plan for the second or subsequent time	T	R12M	✓	21.0	19.8	18.2	18.1	19.2	18.5	18.6	↑	20.0	GREEN	18.1	20.0	GREEN	22.5	22.1	
SCS18	Children in Care in same placement for the last two years (for those in care for two and a half years or more)	H	MS	✓													64	N/A		
SCS19	Percentage of CIC Foster Care in KCC Foster Care/Rel & Friends placements (exc UASC)	H	MS	✓													N/A	N/A		
SCS29	Average number of days between becoming a child in care and moving in with an adoptive family	L	R12M	✓													372	418		
SCS34	Percentage of care leavers in education, employment or training (of those KCC is in touch with)	H	R12M	✓													N/A	N/A		
SCS37	Percentage of Case File Audits graded good or outstanding	H	R12M	✓	38.5	46.7	46.7	47.1	47.1	46.7	46.7	↔	80.0	RED	47.1	80.0	RED	N/A	N/A	
SCS40	Percentage of case holding posts filled by permanent qualified social workers	H	MS	✓	68.0	64.0	56.0	48.0	44.0	48.0	40.0	↓	85.0	RED	48.0	85.0	RED	N/A	N/A	
SCS42	Average caseloads in the CIC Teams	L	MS														N/A	N/A		
SCS43	Average caseloads in the CSWT Teams	L	MS		23.1	25.9	28.7	28.2	33.4	30.0	31.1	↓	18.0	RED	28.2	18.0	RED	N/A	N/A	
Sevenoaks South & Tunbridge Wells CSWT																				
SCS03	Percentage re-referrals to Children's Social Work Services within 12 months of a previous referral (R12M)	L	R12M		21.1	22.2	23.1	24.0	24.8	25.7	25.8	↓	25.0	AMBER	24.0	25.0	GREEN	21.5	22.7	
SCS08	Percentage of Returner Interviews completed for those with SCS Involvement	H	R12M		100.0	100.0	92.3	93.8	94.1	89.5	75.0	↓	90.0	RED	93.8	90.0	GREEN	N/A	N/A	
SCS13	Percentage of children becoming subject to a child protection plan for the second or subsequent time	T	R12M	✓	17.5	16.7	16.1	17.5	10.9	12.5	14.7	↑	20.0	AMBER	17.5	20.0	GREEN	22.5	22.1	
SCS18	Children in Care in same placement for the last two years (for those in care for two and a half years or more)	H	MS	✓													64	N/A		
SCS19	Percentage of CIC Foster Care in KCC Foster Care/Rel & Friends placements (exc UASC)	H	MS	✓													N/A	N/A		
SCS29	Average number of days between becoming a child in care and moving in with an adoptive family	L	R12M	✓													372	418		
SCS34	Percentage of care leavers in education, employment or training (of those KCC is in touch with)	H	R12M	✓													N/A	N/A		
SCS37	Percentage of Case File Audits graded good or outstanding	H	R12M	✓	73.7	60.0	60.0	58.3	58.3	60.0	60.0	↔	80.0	RED	58.3	80.0	RED	N/A	N/A	
SCS40	Percentage of case holding posts filled by permanent qualified social workers	H	MS	✓	83.0	85.1	85.1	90.1	80.1	96.1	96.1	↔	85.0	GREEN	90.1	85.0	GREEN	N/A	N/A	
SCS42	Average caseloads in the CIC Teams	L	MS														N/A	N/A		
SCS43	Average caseloads in the CSWT Teams	L	MS		16.9	20.8	19.6	19.9	23.7	24.9	24.5	↑	18.0	RED	19.9	18.0	AMBER	N/A	N/A	

Page 51

Directorate Scorecard - Sevenoaks District

Integrated Children's Services Monthly Indicators		Polarity	Data Period	QPR	Monthly Trends							Latest Month	DOT	Target 2022-23	RAG 2022-23	District Outturn 2021-22	Target 2021-22	RAG 2021-22	Benchmark Group 2020-21	England 2020-21	Linked to SDP?
					Dec-21	Jan-22	Feb-22	Mar-22	Apr-22	May-22	Jun-22										
Sevenoaks North & Tonbridge and Malling EHU																					
EH72-F	Percentage of referrals to an Early Help Unit where a previous episode ended within 12 months	L	R12M		26.0	26.2	26.7	26.9	27.2	28.2	28.1	↑	25.0	AMBER	26.9	25.0	AMBER	28	N/A	Yes	
EH52-F	Percentage of EH Assessments completed in the given month, within 6 weeks of allocation	H	MS		93.4	92.9	92.1	90.8	91.0	90.8	90.6	↓	85.0	GREEN	90.8	80.0	GREEN	N/A	N/A	Yes	
	Percentage of EH Unit Case Audits rated good or outstanding	H	R12M		75.0	80.0	80.0	77.8	77.8	80.0	80.0	↔	80.0	GREEN	77.8	80.0	AMBER	N/A	N/A		
EH16-F	Percentage of EH cases closed with outcomes achieved that come back to EH or CSWS in 3 mths	L	R12M		13.8	13.3	13.1	14.1	14.3	13.5	12.7	↑	15.0	GREEN	14.1	15.0	GREEN	N/A	N/A		
	Average Caseload within EH Units (Families)	L	MS		16.6	16.8	18.3	17.6	14.9	15.4	17.6	↓	15.0	AMBER	17.6	15.0	AMBER	N/A	N/A		
Sevenoaks South & Tunbridge Wells EHU																					
EH72-F	Percentage of referrals to an Early Help Unit where a previous episode ended within 12 months	L	R12M		25.7	25.2	25.3	25.4	26.3	26.6	26.9	↓	25.0	AMBER	25.4	25.0	AMBER	28	N/A	Yes	
EH52-F	Percentage of EH Assessments completed in the given month, within 6 weeks of allocation	H	MS		90.0	90.7	89.3	88.3	87.7	87.6	88.0	↑	85.0	GREEN	88.3	80.0	GREEN	N/A	N/A	Yes	
	Percentage of EH Unit Case Audits rated good or outstanding	H	R12M		50.0	60.0	60.0	58.3	58.3	60.0	60.0	↔	80.0	RED	58.3	80.0	RED	N/A	N/A		
EH16-F	Percentage of EH cases closed with outcomes achieved that come back to EH or CSWS in 3 mths	L	R12M		16.9	16.7	15.6	15.7	14.9	14.5	15.2	↓	15.0	AMBER	15.7	15.0	AMBER	N/A	N/A		
	Average Caseload within EH Units (Families)	L	MS		14.9	16.3	16.7	15.7	15.9	23.9	22.1	↑	15.0	RED	15.7	15.0	AMBER	N/A	N/A		

Page 52

Integrated Children's Services Quarterly Indicators - Sevenoaks		Polarity	Data Period	QPR	Quarterly Trends				Latest Quarter	DOT	Target 2022-23	RAG	District Outturn 2021-22	Target 2021-22	RAG 2021-22	Benchmark Group as at May 2021	England & Wales as at May 2021	Linked to SDP?
					Q2 21-22	Q3 21-22	Q4 21-22	Q1 22-23							SN or SE			
CYPE8	Rate of proven re-offending by CYP	L	Q		44.4	52.0	54.2	62.5	↓			54.2	35.0	RED	38.3	37.8		

Note: This target is out of date and the indicator requires updating and therefore this will be refreshed once this work has been done by the County Youth Justice Board.

Directorate Scorecard - Sevenoaks District

Education Monthly Indicators - Sevenoaks		Polarity	Data Period	QPR	Monthly Trends						Latest Month	DOT	Target 2021-22	RAG	District Outturn 2020-21	Target 2020-21	RAG 2020-21	Benchmark Group 2019-20	England 2019-20	Linked to SDP?	
					Dec-21	Jan-22	Feb-22	Mar-22	Apr-22	May-22											Jun-22
					SN or SE																
SEND20	Percentage of Education, Health and Care Plans (EHCPs) issued within 20 weeks	H	MS		60.0	28.6	24.0	52.6	85.7	35.7	41.7	↑	60	RED	13.8	60	RED	58.5	60.4	Yes	
SISE71	Percentage of Year 12-13 age-group (16-17 year olds) not in education, employment or training (NEET) [seasonally impacted indicator]	L	MS		1.6	1.8	1.8	1.8	1.8	1.8	1.7	↑	2.4	GREEN	2.5	2.4	AMBER	2.4	2.7	Yes	
CYPE1	Percentage of pupils being placed in independent or out-of-county special schools - Kent responsible EHCPs	L	MS		15.4	15.6	15.5	15.4	15.4	15.6	15.4	↑	9	RED	N/A	N/A	N/A	N/A	N/A	Yes	
EH43	Number of pupils permanently excluded from the primary phase - all Year R to Year 6 pupils	L	R12M		1	1	1	1	1	1	1	↔	N/A	N/A	0	N/A	N/A	N/A	N/A	Yes	
EH44	Number of permanent exclusions from the secondary phase - all Year 7 to Year 14 pupils	L	R12M		1	1	1	1	1	1	1	↔	N/A	N/A	1	N/A	N/A	N/A	N/A	Yes	
CYPE6	Percentage of Children Missing Education cases, closed within 30 school days	H	R12M		87.3	89.7	89.6	91.7	92.7	97.1	87.0	↓	90	RED	94.6	90	GREEN	N/A	N/A		
CYPE22	Percentage of CYP registered to EHE who receive an offer of a visit within 10 school days of them being brought to our attention	H	R12M		89.8	89.4	87.4	85.7	86.1	87.0	91.2	↑	95	AMBER	92.1	95	AMBER	N/A	N/A		

Page 53

Education Annual Indicators - Sevenoaks		Polarity	Data Period	QPR	Annual Trends			Latest Year	Target 2020-21	RAG	DOT	Target 2021-22	Benchmark Group 2020-21	England 2020-21	Linked to SDP?
					2018-19	2019-20	2020-21								
					SN or SE										
EY2	Percentage of DWP and other identified eligible 2 year olds taking up a free early education place [seasonally impacted indicator]	H	MS		71.0	70.1	53.2	70	RED	↓	70	N/A	N/A		
EY14	Percentage of pupils at EYFS achieving a Good Level of Development	H	A		76.8	N/A	N/A	76	N/A	N/A	76	N/A	N/A	Yes	
EY15	Percentage of pupils at EYFS achieving a Good Level of Development - FSM gap	L	A		19.1	N/A	N/A	19	N/A	N/A	19	N/A	N/A	Yes	
SISE4	Percentage of pupils at KS2 achieving age-related expectations in Reading, writing & mathematics	H	A		73.1	N/A	N/A	70	N/A	N/A	70	N/A	N/A		
SISE16	Percentage of pupils at KS2 achieving age-related expectations in Reading, writing & mathematics - FSM gap	L	A		18.4	N/A	N/A	20	N/A	N/A	20	N/A	N/A	Yes	
SISE12	Average score at KS4 in Attainment 8	H	A		41.5	N/A	N/A	49.0	N/A	N/A	49.0	N/A	N/A	Yes	
SISE19	Average score at KS4 in Attainment 8 - FSM gap	L	A		12.1	N/A	N/A	12	N/A	N/A	12	N/A	N/A	Yes	
CYPE23	Average point score per A Level entry at KS5 [School students only]	H	A		30.28	N/A	N/A	36	N/A	N/A	36	N/A	N/A		
CYPE24	Average point score per Applied General entry at KS5 [School students only]	H	A		29.59	N/A	N/A	31	N/A	N/A	31	N/A	N/A		
CYPE25	Average point score per Tech Level entry at KS5 [School students only]	H	A		32.86	N/A	N/A	34	N/A	N/A	34	N/A	N/A		
SEND10	Percentage of pupils with an Education, Health and Care Plan (EHCP) - Kent resident pupils	L	A		4.6	5.0	5.4	3.0	RED	↓	3.0	3.9	3.7	Yes	
CYPE2	Percentage of parents getting first preference of primary school	H	A		N/A	N/A	N/A	90	N/A	N/A	90	91.1	91.8		
CYPE3	Percentage of parents getting first preference of secondary school	H	A		N/A	N/A	N/A	77	N/A	N/A	77	79.5	81.1		
EH46	Percentage of pupils who are persistently absent from primary schools - all pupils based on 10% threshold	L	A		8.5	N/A	7.2	8.7	GREEN	N/A	8.7	7.5	8.1		
EH47	Percentage of pupils who are persistently absent from secondary schools - all pupils based on 10% threshold	L	A		14.2	N/A	15.7	14.5	RED	N/A	14.5	11.1	11.7		

Directorate Scorecard - Swale District

Integrated Children's Services Monthly Indicators		Polarity	Data Period	QPR	Monthly Trends						Latest Month	DOT	Target 2022-23	RAG 2022-23	District Outturn 2021-22	Target 2021-22	RAG 2021-22	Benchmark Group 2020-21	England 2020-21	Linked to SDP?
					Dec-21	Jan-22	Feb-22	Mar-22	Apr-22	May-22	Jun-22							SN or SE		
Swale Central CSWT																				
SCS03	Percentage re-referrals to Children's Social Work Services within 12 months of a previous referral (R12M)	L	R12M		21.9	21.5	24.0	24.7	25.5	24.1	24.5	⇕	25.0	GREEN	24.7	25.0	GREEN	21.5	22.7	
SCS08	Percentage of Returner Interviews completed for those with SCS Involvement	H	R12M		100.0	100.0	100.0	100.0	100.0	100.0	100.0	↔	90.0	GREEN	100.0	90.0	GREEN	N/A	N/A	
SCS13	Percentage of children becoming subject to a child protection plan for the second or subsequent time	T	R12M	✓	29.1	26.7	26.1	30.4	25.0	24.0	22.7	↑	20.0	AMBER	30.4	20.0	RED	22.5	22.1	
SCS18	Children in Care in same placement for the last two years (for those in care for two and a half years or more)	H	MS	✓														64	N/A	
SCS19	Percentage of CIC Foster Care in KCC Foster Care/Rel & Friends placements (exc UASC)	H	MS	✓														N/A	N/A	
SCS29	Average number of days between becoming a child in care and moving in with an adoptive family	L	R12M	✓														372	418	
SCS34	Percentage of care leavers in education, employment or training (of those KCC is in touch with)	H	R12M	✓														N/A	N/A	
SCS37	Percentage of Case File Audits graded good or outstanding	H	R12M	✓	75.0	73.3	73.3	72.2	72.2	73.3	73.3	↔	80.0	AMBER	72.2	80.0	AMBER	N/A	N/A	
SCS40	Percentage of case holding posts filled by permanent qualified social workers	H	MS	✓	89.9	89.9	89.9	84.3	78.7	78.7	69.1	⇕	85.0	RED	84.3	85.0	AMBER	N/A	N/A	
SCS42	Average caseloads in the CIC Teams	L	MS															N/A	N/A	
SCS43	Average caseloads in the CSWT Teams	L	MS		22.3	21.7	22.2	26.7	28.1	23.8	25.4	⇕	18.0	RED	26.7	18.0	RED	N/A	N/A	
Swale Island & Rural CSWT																				
SCS03	Percentage re-referrals to Children's Social Work Services within 12 months of a previous referral (R12M)	L	R12M		25.0	25.5	23.5	24.2	25.5	24.9	26.2	⇕	25.0	AMBER	24.2	25.0	GREEN	21.5	22.7	
SCS08	Percentage of Returner Interviews completed for those with SCS Involvement	H	R12M		100.0	100.0	100.0	100.0	100.0	100.0	86.7	⇕	90.0	AMBER	100.0	90.0	GREEN	N/A	N/A	
SCS13	Percentage of children becoming subject to a child protection plan for the second or subsequent time	T	R12M	✓	13.3	11.7	11.0	8.0	10.0	14.5	17.6	↑	20.0	GREEN	8.0	20.0	RED	22.5	22.1	
SCS18	Children in Care in same placement for the last two years (for those in care for two and a half years or more)	H	MS	✓														64	N/A	
SCS19	Percentage of CIC Foster Care in KCC Foster Care/Rel & Friends placements (exc UASC)	H	MS	✓														N/A	N/A	
SCS29	Average number of days between becoming a child in care and moving in with an adoptive family	L	R12M	✓														372	418	
SCS34	Percentage of care leavers in education, employment or training (of those KCC is in touch with)	H	R12M	✓														N/A	N/A	
SCS37	Percentage of Case File Audits graded good or outstanding	H	R12M	✓	85.7	86.7	86.7	83.3	83.3	80.0	80.0	↔	80.0	GREEN	83.3	80.0	GREEN	N/A	N/A	
SCS40	Percentage of case holding posts filled by permanent qualified social workers	H	MS	✓	89.3	77.4	77.4	83.3	83.3	83.3	88.6	↑	85.0	GREEN	83.3	85.0	AMBER	N/A	N/A	
SCS42	Average caseloads in the CIC Teams	L	MS															N/A	N/A	
SCS43	Average caseloads in the CSWT Teams	L	MS		20.1	22.5	22.3	21.9	20.2	22.4	22.3	↑	18.0	RED	21.9	18.0	AMBER	N/A	N/A	

Directorate Scorecard - Swale District

Integrated Children's Services Monthly Indicators		Polarity	Data Period	QPR	Monthly Trends							Latest Month	DOT	Target 2022-23	RAG 2022-23	District Outturn 2021-22	Target 2021-22	RAG 2021-22	Benchmark Group 2020-21	England 2020-21	Linked to SDP?
Swale EHU					Dec-21	Jan-22	Feb-22	Mar-22	Apr-22	May-22	Jun-22							SN or SE			
EH72-F	Percentage of referrals to an Early Help Unit where a previous episode ended within 12 months	L	R12M		24.5	24.3	24.6	24.1	23.9	23.2	23.6	↓	25.0	GREEN	24.1	25.0	GREEN	28	N/A	Yes	
EH52-F	Percentage of EH Assessments completed in the given month, within 6 weeks of allocation	H	MS		74.7	71.2	68.7	68.0	65.3	62.3	60.8	↓	85.0	RED	68.0	80.0	RED	N/A	N/A	Yes	
	Percentage of EH Unit Case Audits rated good or outstanding	H	R12M		77.8	75.0	75.0	70.0	70.0	62.5	62.5	↔	80.0	RED	70.0	80.0	AMBER	N/A	N/A		
EH16-F	Percentage of EH cases closed with outcomes achieved that come back to EH or CSWS in 3 mths	L	R12M		12.6	12.6	12.1	12.5	13.1	13.0	13.6	↓	15.0	GREEN	12.5	15.0	GREEN	N/A	N/A		
	Average Caseload within EH Units (Families)	L	MS		16.5	16.4	17.1	19.2	18.0	16.5	16.6	↓	15.0	AMBER	19.2	15.0	RED	N/A	N/A		

Integrated Children's Services Quarterly Indicators - Swale		Polarity	Data Period	QPR	Quarterly Trends				Latest Quarter	DOT	Target 2022-23	RAG	District Outturn 2021-22	Target 2021-22	RAG 2021-22	Benchmark Group as at May 2021	England & Wales as at May 2021	Linked to SDP?
					Q2 21-22	Q3 21-22	Q4 21-22	Q1 22-23							SN or SE			
CYPE8	Rate of proven re-offending by CYP	L	Q		34.5	47.8	42.1	46.7	↑			42.1	35.0	RED	38.3	37.8		

Note: This target is out of date and the indicator requires updating and therefore this will be refreshed once this work has been done by the County Youth Justice Board.

Directorate Scorecard - Swale District

Education Monthly Indicators - Swale		Polarity	Data Period	QPR	Monthly Trends						Latest Month	DOT	Target 2021-22	RAG	District Outturn 2020-21	Target 2020-21	RAG 2020-21	Benchmark Group 2019-20	England 2019-20	Linked to SDP?
					Dec-21	Jan-22	Feb-22	Mar-22	Apr-22	May-22	Jun-22							SN or SE		
SEND20	Percentage of Education, Health and Care Plans (EHCPs) issued within 20 weeks	H	MS		25.9	46.7	33.3	50.0	26.1	9.3	13.2	↑	60	RED	37.9	60	RED	58.5	60.4	Yes
SISE71	Percentage of Year 12-13 age-group (16-17 year olds) not in education, employment or training (NEET) [seasonally impacted indicator]	L	MS		3.4	3.7	3.7	4.0	4.4	4.1	4.1	↔	3.6	AMBER	3.1	3.6	GREEN	2.4	2.7	Yes
CYPE1	Percentage of pupils being placed in independent or out-of-county special schools - Kent responsible EHCPs	L	MS		11.9	11.9	12.0	12.0	12.1	11.9	11.7	↑	9	RED	N/A	N/A	N/A	N/A	N/A	Yes
EH43	Number of pupils permanently excluded from the primary phase - all Year R to Year 6 pupils	L	R12M		1	1	1	1	1	1	1	↔	N/A	N/A	1	N/A	N/A	N/A	N/A	Yes
EH44	Number of permanent exclusions from the secondary phase - all Year 7 to Year 14 pupils	L	R12M		1	1	2	3	3	5	5	↔	N/A	N/A	0	N/A	N/A	N/A	N/A	Yes
CYPE6	Percentage of Children Missing Education cases, closed within 30 school days	H	R12M		89.1	88.9	86.4	87.4	87.4	89.0	85.5	↓	90	RED	85.9	90	RED	N/A	N/A	
CYPE22	Percentage of CYP registered to EHE who receive an offer of a visit within 10 school days of them being brought to our attention	H	R12M		99.0	99.1	99.1	99.0	99.1	98.6	98.7	↑	95	GREEN	100.0	95	GREEN	N/A	N/A	

Education Annual Indicators - Swale		Polarity	Data Period	QPR	Annual Trends			Latest Year	Target 2020-21	RAG	DOT	Target 2021-22	Benchmark Group 2020-21	England 2020-21	Linked to SDP?
					2018-19	2019-20	2020-21					SN or SE			
EY2	Percentage of DWP and other identified eligible 2 year olds taking up a free early education place [seasonally impacted indicator]	H	MS		72.1	67.0	68.0	70	AMBER	↑	70	N/A	N/A		
EY14	Percentage of pupils at EYFS achieving a Good Level of Development	H	A		74.2	N/A	N/A	76	N/A	N/A	76	N/A	N/A	Yes	
EY15	Percentage of pupils at EYFS achieving a Good Level of Development - FSM gap	L	A		15.9	N/A	N/A	19	N/A	N/A	19	N/A	N/A	Yes	
SISE4	Percentage of pupils at KS2 achieving age-related expectations in Reading, writing & mathematics	H	A		67.0	N/A	N/A	70	N/A	N/A	70	N/A	N/A		
SISE16	Percentage of pupils at KS2 achieving age-related expectations in Reading, writing & mathematics - FSM gap	L	A		28.5	N/A	N/A	20	N/A	N/A	20	N/A	N/A	Yes	
SISE12	Average score at KS4 in Attainment 8	H	A		42.1	N/A	N/A	49.0	N/A	N/A	49.0	N/A	N/A	Yes	
SISE19	Average score at KS4 in Attainment 8 - FSM gap	L	A		16.0	N/A	N/A	12	N/A	N/A	12	N/A	N/A	Yes	
CYPE23	Average point score per A Level entry at KS5 [School students only]	H	A		30.68	N/A	N/A	36	N/A	N/A	36	N/A	N/A		
CYPE24	Average point score per Applied General entry at KS5 [School students only]	H	A		28.59	N/A	N/A	31	N/A	N/A	31	N/A	N/A		
CYPE25	Average point score per Tech Level entry at KS5 [School students only]	H	A		29.94	N/A	N/A	34	N/A	N/A	34	N/A	N/A		
SEND10	Percentage of pupils with an Education, Health and Care Plan (EHCP) - Kent resident pupils	L	A		3.5	4.0	4.4	3.0	RED	↓	3.0	3.9	3.7	Yes	
CYPE2	Percentage of parents getting first preference of primary school	H	A		N/A	N/A	N/A	90	N/A	N/A	90	91.1	91.8		
CYPE3	Percentage of parents getting first preference of secondary school	H	A		N/A	N/A	N/A	77	N/A	N/A	77	79.5	81.1		
EH46	Percentage of pupils who are persistently absent from primary schools - all pupils based on 10% threshold	L	A		10.9	N/A	12.0	8.7	RED	N/A	8.7	7.5	8.1		
EH47	Percentage of pupils who are persistently absent from secondary schools - all pupils based on 10% threshold	L	A		18.8	N/A	24.2	14.5	RED	N/A	14.5	11.1	11.7		

Page 56

Directorate Scorecard - Thanet District

Integrated Children's Services Monthly Indicators		Polarity	Data Period	Q/PR	Monthly Trends							Latest Month	DOT	Target 2022-23	RAG 2022-23	District Outturn 2021-22	Target 2021-22	RAG 2021-22	Benchmark Group 2020-21	England 2020-21	Linked to SDP?
					Dec-21	Jan-22	Feb-22	Mar-22	Apr-22	May-22	Jun-22							SN or SE			
Thanet Margate CSWT																					
SCS03	Percentage re-referrals to Children's Social Work Services within 12 months of a previous referral (R12M)	L	R12M		28.0	26.6	25.5	25.5	24.1	23.7	22.8	↑	25.0	GREEN	25.5	25.0	AMBER	21.5	22.7		
SCS08	Percentage of Returner Interviews completed for those with SCS Involvement	H	R12M		100.0	100.0	100.0	100.0	100.0	100.0	100.0	↔	90.0	GREEN	100.0	90.0	GREEN	N/A	N/A		
SCS13	Percentage of children becoming subject to a child protection plan for the second or subsequent time	T	R12M	✓	16.2	15.5	14.9	10.1	9.9	13.9	21.4	↑	20.0	GREEN	10.1	20.0	RED	22.5	22.1		
SCS18	Children in Care in same placement for the last two years (for those in care for two and a half years or more)	H	MS	✓														64	N/A		
SCS19	Percentage of CIC Foster Care in KCC Foster Care/Rel & Friends placements (exc UASC)	H	MS	✓														N/A	N/A		
SCS29	Average number of days between becoming a child in care and moving in with an adoptive family	L	R12M	✓														372	418		
SCS34	Percentage of care leavers in education, employment or training (of those KCC is in touch with)	H	R12M	✓														N/A	N/A		
SCS37	Percentage of Case File Audits graded good or outstanding	H	R12M	✓	84.6	71.4	71.4	76.5	76.5	80.0	80.0	↔	80.0	GREEN	76.5	80.0	AMBER	N/A	N/A		
SCS40	Percentage of case holding posts filled by permanent qualified social workers	H	MS	✓	84.4	84.4	80.2	64.4	60.1	65.4	70.6	↑	85.0	RED	64.4	85.0	RED	N/A	N/A		
SCS42	Average caseloads in the CIC Teams	L	MS															N/A	N/A		
SCS43	Average caseloads in the CSWT Teams	L	MS		23.3	24.5	24.3	33.9	37.0	28.1	26.6	↑	18.0	RED	33.9	18.0	RED	N/A	N/A		
Thanet Ramsgate CSWT																					
SCS03	Percentage re-referrals to Children's Social Work Services within 12 months of a previous referral (R12M)	L	R12M		24.7	25.4	25.2	23.9	22.5	21.5	20.5	↑	25.0	GREEN	23.9	25.0	GREEN	21.5	22.7		
SCS08	Percentage of Returner Interviews completed for those with SCS Involvement	H	R12M		100.0	100.0	100.0	100.0	100.0	100.0	100.0	↔	90.0	GREEN	100.0	90.0	GREEN	N/A	N/A		
SCS13	Percentage of children becoming subject to a child protection plan for the second or subsequent time	T	R12M	✓	26.9	26.0	30.7	30.1	32.1	25.3	28.1	↓	20.0	RED	30.1	20.0	RED	22.5	22.1		
SCS18	Children in Care in same placement for the last two years (for those in care for two and a half years or more)	H	MS	✓														64	N/A		
SCS19	Percentage of CIC Foster Care in KCC Foster Care/Rel & Friends placements (exc UASC)	H	MS	✓														N/A	N/A		
SCS29	Average number of days between becoming a child in care and moving in with an adoptive family	L	R12M	✓														372	418		
SCS34	Percentage of care leavers in education, employment or training (of those KCC is in touch with)	H	R12M	✓														N/A	N/A		
SCS37	Percentage of Case File Audits graded good or outstanding	H	R12M	✓	83.3	84.6	84.6	86.7	86.7	84.6	84.6	↔	80.0	GREEN	86.7	80.0	GREEN	N/A	N/A		
SCS40	Percentage of case holding posts filled by permanent qualified social workers	H	MS	✓	80.1	80.1	76.9	76.9	66.4	66.4	66.4	↔	85.0	RED	76.9	85.0	AMBER	N/A	N/A		
SCS42	Average caseloads in the CIC Teams	L	MS															N/A	N/A		
SCS43	Average caseloads in the CSWT Teams	L	MS		24.6	25.3	25.2	28.7	35.3	24.9	24.7	↑	18.0	RED	28.7	18.0	RED	N/A	N/A		

Page 57

Directorate Scorecard - Thanet District

Integrated Children's Services Monthly Indicators		Polarity	Data Period	QPR	Monthly Trends							Latest Month	DOT	Target 2022-23	RAG 2022-23	District Outturn 2021-22	Target 2021-22	RAG 2021-22	Benchmark Group 2020-21	England 2020-21	Linked to SDP?
Thanet Margate EHU					Dec-21	Jan-22	Feb-22	Mar-22	Apr-22	May-22	Jun-22							SN or SE			
EH72-F	Percentage of referrals to an Early Help Unit where a previous episode ended within 12 months	L	R12M		29.1	27.2	26.4	25.5	24.9	25.9	26.5	↓	25.0	AMBER	25.5	25.0	AMBER	28	N/A	Yes	
EH52-F	Percentage of EH Assessments completed in the given month, within 6 weeks of allocation	H	MS		83.5	82.1	82.3	83.2	82.5	82.1	82.0	↓	85.0	AMBER	83.2	80.0	GREEN	N/A	N/A	Yes	
	Percentage of EH Unit Case Audits rated good or outstanding	H	R12M		77.8	77.8	77.8	81.8	81.8	88.9	88.9	↔	80.0	GREEN	81.8	80.0	GREEN	N/A	N/A		
EH16-F	Percentage of EH cases closed with outcomes achieved that come back to EH or CSWS in 3 mths	L	R12M		13.9	14.8	15.9	16.5	16.4	16.7	16.5	↑	15.0	AMBER	16.5	15.0	AMBER	N/A	N/A		
	Average Caseload within EH Units (Families)	L	MS		14.4	14.9	15.8	14.6	15.4	14.1	13.5	↑	15.0	GREEN	14.6	15.0	GREEN	N/A	N/A		
Thanet Ramsgate EHU					Dec-21	Jan-22	Feb-22	Mar-22	Apr-22	May-22	Jun-22										
EH72-F	Percentage of referrals to an Early Help Unit where a previous episode ended within 12 months	L	R12M		25.2	24.4	23.6	22.6	22.3	22.7	23.8	↓	25.0	GREEN	22.6	25.0	GREEN	28	N/A	Yes	
EH52-F	Percentage of EH Assessments completed in the given month, within 6 weeks of allocation	H	MS		85.6	86.8	88.3	90.7	90.5	90.6	90.9	↑	85.0	GREEN	90.7	80.0	GREEN	N/A	N/A	Yes	
	Percentage of EH Unit Case Audits rated good or outstanding	H	R12M		100.0	90.0	90.0	91.7	91.7	90.0	90.0	↔	80.0	GREEN	91.7	80.0	GREEN	N/A	N/A		
EH16-F	Percentage of EH cases closed with outcomes achieved that come back to EH or CSWS in 3 mths	L	R12M		16.0	16.3	15.8	15.5	15.0	14.3	13.8	↑	15.0	GREEN	15.5	15.0	AMBER	N/A	N/A		
	Average Caseload within EH Units (Families)	L	MS		12.6	12.3	12.6	11.3	10.2	10.4	12.5	↓	15.0	GREEN	11.3	15.0	GREEN	N/A	N/A		

Page 58

Integrated Children's Services Quarterly Indicators - Thanet		Polarity	Data Period	QPR	Quarterly Trends				Latest Quarter	DOT	Target 2022-23	RAG	District Outturn 2021-22	Target 2021-22	RAG 2021-22	Benchmark Group as at May 2021	England & Wales as at May 2021	Linked to SDP?
					Q2 21-22	Q3 21-22	Q4 21-22	Q1 22-23							SN or SE			
CYPE8	Rate of proven re-offending by CYP	L	Q		26.8	32.7	28.6	31.1	↑			28.6	35.0	GREEN	38.3	37.8		

Note: This target is out of date and the indicator requires updating and therefore this will be refreshed once this work has been done by the County Youth Justice Board.

Directorate Scorecard - Thanet District

Education Monthly Indicators - Thanet		Polarity	Data Period	QPR	Monthly Trends						Latest Month	DOT	Target 2021-22	RAG	District Outturn 2020-21	Target 2020-21	RAG 2020-21	Benchmark Group 2019-20	England 2019-20	Linked to SDP?
					Dec-21	Jan-22	Feb-22	Mar-22	Apr-22	May-22										
SEND20	Percentage of Education, Health and Care Plans (EHCPs) issued within 20 weeks	H	MS		21.4	63.6	78.1	75.7	42.9	44.4	60.5	↑	60	GREEN	43.8	60	RED	58.5	60.4	Yes
SISE71	Percentage of Year 12-13 age-group (16-17 year olds) not in education, employment or training (NEET) [seasonally impacted indicator]	L	MS		3.8	4.2	4.1	4.9	5.1	5.0	5.1	↓	4.0	RED	3.7	4.0	GREEN	2.4	2.7	Yes
CYPE1	Percentage of pupils being placed in independent or out-of-county special schools - Kent responsible EHCPs	L	MS		12.2	12.3	12.2	12.1	12.0	11.7	11.6	↑	9	RED	N/A	N/A	N/A	N/A	N/A	Yes
EH43	Number of pupils permanently excluded from the primary phase - all Year R to Year 6 pupils	L	R12M		1	1	1	1	1	1	1	↔	N/A	N/A	0	N/A	N/A	N/A	N/A	Yes
EH44	Number of permanent exclusions from the secondary phase - all Year 7 to Year 14 pupils	L	R12M		0	0	1	1	1	1	1	↔	N/A	N/A	0	N/A	N/A	N/A	N/A	Yes
CYPE6	Percentage of Children Missing Education cases, closed within 30 school days	H	R12M		86.5	87.0	86.6	83.7	83.9	85.2	78.7	↓	90	RED	86.2	90	RED	N/A	N/A	
CYPE22	Percentage of CYP registered to EHE who receive an offer of a visit within 10 school days of them being brought to our attention	H	R12M		95.4	95.5	94.2	93.6	92.4	92.1	87.4	↓	95	AMBER	85.8	95	AMBER	N/A	N/A	

Education Annual Indicators - Thanet		Polarity	Data Period	QPR	Annual Trends			Latest Year	Target 2020-21	RAG	DOT	Target 2021-22	Benchmark Group 2020-21	England 2020-21	Linked to SDP?
					2018-19	2019-20	2020-21								
EY2	Percentage of DWP and other identified eligible 2 year olds taking up a free early education place [seasonally impacted indicator]	H	MS		75.2	72.0	68.5	70	AMBER	↓	70	N/A	N/A		
EY14	Percentage of pupils at EYFS achieving a Good Level of Development	H	A		64.9	N/A	N/A	76	N/A	N/A	76	N/A	N/A	Yes	
EY15	Percentage of pupils at EYFS achieving a Good Level of Development - FSM gap	L	A		24.7	N/A	N/A	19	N/A	N/A	19	N/A	N/A	Yes	
SISE4	Percentage of pupils at KS2 achieving age-related expectations in Reading, writing & mathematics	H	A		61.5	N/A	N/A	70	N/A	N/A	70	N/A	N/A		
SISE16	Percentage of pupils at KS2 achieving age-related expectations in Reading, writing & mathematics - FSM gap	L	A		14.5	N/A	N/A	20	N/A	N/A	20	N/A	N/A	Yes	
SISE12	Average score at KS4 in Attainment 8	H	A		40.7	N/A	N/A	49.0	N/A	N/A	49.0	N/A	N/A	Yes	
SISE19	Average score at KS4 in Attainment 8 - FSM gap	L	A		14.2	N/A	N/A	12	N/A	N/A	12	N/A	N/A	Yes	
CYPE23	Average point score per A Level entry at KS5 [School students only]	H	A		25.77	N/A	N/A	36	N/A	N/A	36	N/A	N/A		
CYPE24	Average point score per Applied General entry at KS5 [School students only]	H	A		25.87	N/A	N/A	31	N/A	N/A	31	N/A	N/A		
CYPE25	Average point score per Tech Level entry at KS5 [School students only]	H	A		25.96	N/A	N/A	34	N/A	N/A	34	N/A	N/A		
SEND10	Percentage of pupils with an Education, Health and Care Plan (EHCP) - Kent resident pupils	L	A		4.3	4.7	5.1	3.0	RED	↓	3.0	3.9	3.7	Yes	
CYPE2	Percentage of parents getting first preference of primary school	H	A		N/A	N/A	N/A	90	N/A	N/A	90	91.1	91.8		
CYPE3	Percentage of parents getting first preference of secondary school	H	A		N/A	N/A	N/A	77	N/A	N/A	77	79.5	81.1		
EH46	Percentage of pupils who are persistently absent from primary schools - all pupils based on 10% threshold	L	A		10.5	N/A	15.3	8.7	RED	N/A	8.7	7.5	8.1		
EH47	Percentage of pupils who are persistently absent from secondary schools - all pupils based on 10% threshold	L	A		15.2	N/A	14.5	14.5	GREEN	N/A	14.5	11.1	11.7		

Directorate Scorecard - Tonbridge and Malling District

Integrated Children's Services Monthly Indicators		Polarity	Data Period	QPR	Monthly Trends							Latest Month	DOT	Target 2022-23	RAG 2022-23	District Outturn 2021-22	Target 2021-22	RAG 2021-22	Benchmark Group 2020-21	England 2020-21	Linked to SDP?
					Dec-21	Jan-22	Feb-22	Mar-22	Apr-22	May-22	Jun-22										
Sevenoaks North & Tonbridge and Malling CSWT																		SN or SE			
SCS03	Percentage re-referrals to Children's Social Work Services within 12 months of a previous referral (R12M)	L	R12M		27.4	25.7	25.3	25.0	23.7	23.6	23.3	↑	25.0	GREEN	25.0	25.0	GREEN	21.5	22.7		
SCS08	Percentage of Returner Interviews completed for those with SCS Involvement	H	R12M		96.2	96.3	96.7	100.0	96.8	97.0	86.5	↓	90.0	AMBER	100.0	90.0	GREEN	N/A	N/A		
SCS13	Percentage of children becoming subject to a child protection plan for the second or subsequent time	T	R12M	✓	21.0	19.8	18.2	18.1	19.2	18.5	18.6	↑	20.0	GREEN	18.1	20.0	GREEN	22.5	22.1		
SCS18	Children in Care in same placement for the last two years (for those in care for two and a half years or more)	H	MS	✓														64	N/A		
SCS19	Percentage of CIC Foster Care in KCC Foster Care/Rel & Friends placements (exc UASC)	H	MS	✓														N/A	N/A		
SCS29	Average number of days between becoming a child in care and moving in with an adoptive family	L	R12M	✓														372	418		
SCS34	Percentage of care leavers in education, employment or training (of those KCC is in touch with)	H	R12M	✓														N/A	N/A		
SCS37	Percentage of Case File Audits graded good or outstanding	H	R12M	✓	38.5	46.7	46.7	47.1	47.1	46.7	46.7	↔	80.0	RED	47.1	80.0	RED	N/A	N/A		
SCS40	Percentage of case holding posts filled by permanent qualified social workers	H	MS	✓	68.0	64.0	56.0	48.0	44.0	48.0	40.0	↓	85.0	RED	48.0	85.0	RED	N/A	N/A		
SCS42	Average caseloads in the CIC Teams	L	MS															N/A	N/A		
SCS43	Average caseloads in the CSWT Teams	L	MS		23.1	25.9	28.7	28.2	33.4	30.0	31.1	↓	18.0	RED	28.2	18.0	RED	N/A	N/A		
Sevenoaks North & Tonbridge and Malling EHU																					
EH72-F	Percentage of referrals to an Early Help Unit where a previous episode ended within 12 months	L	R12M		26.0	26.2	26.7	26.9	27.2	28.2	28.1	↑	25.0	AMBER	26.9	25.0	AMBER	28	N/A	Yes	
EH52-F	Percentage of EH Assessments completed in the given month, within 6 weeks of allocation	H	MS		93.4	92.9	92.1	90.8	91.0	90.8	90.6	↓	85.0	GREEN	90.8	80.0	GREEN	N/A	N/A	Yes	
	Percentage of EH Unit Case Audits rated good or outstanding	H	R12M		75.0	80.0	80.0	77.8	77.8	80.0	80.0	↔	80.0	GREEN	77.8	80.0	AMBER	N/A	N/A		
EH16-F	Percentage of EH cases closed with outcomes achieved that come back to EH or CSWS in 3 mths	L	R12M		13.8	13.3	13.1	14.1	14.3	13.5	12.7	↑	15.0	GREEN	14.1	15.0	GREEN	N/A	N/A		
	Average Caseload within EH Units (Families)	L	MS		16.6	16.8	18.3	17.6	14.9	15.4	17.6	↓	15.0	AMBER	17.6	15.0	AMBER	N/A	N/A		

Page 60

Integrated Children's Services Quarterly Indicators - Tonbridge and Malling		Polarity	Data Period	QPR	Quarterly Trends				Latest Quarter	DOT	Target 2022-23	RAG	District Outturn 2021-22	Target 2021-22	RAG 2021-22	Benchmark Group as at May 2021	England & Wales as at May 2021	Linked to SDP?
					Q2 21-22	Q3 21-22	Q4 21-22	Q1 22-23										
															SN or SE			
CYPE8	Rate of proven re-offending by CYP	L	Q		17.4	20.0	15.8	22.2	↓			15.8	35.0	GREEN	38.3	37.8		

Note: This target is out of date and the indicator requires updating and therefore this will be refreshed once this work has been done by the County Youth Justice Board.

Directorate Scorecard - Tonbridge and Malling District

Education Monthly Indicators - Tonbridge and Malling		Polarity	Data Period	QPR	Monthly Trends						Latest Month	DOT	Target 2021-22	RAG	District Outturn 2020-21	Target 2020-21	RAG 2020-21	Benchmark Group 2019-20	England 2019-20	Linked to SDP?
					Dec-21	Jan-22	Feb-22	Mar-22	Apr-22	May-22										
SEND20	Percentage of Education, Health and Care Plans (EHCPs) issued within 20 weeks	H	MS		62.5	50.0	69.2	50.0	36.4	20.8	14.3	↓	60	RED	53.3	60	AMBER	58.5	60.4	Yes
SISE71	Percentage of Year 12-13 age-group (16-17 year olds) not in education, employment or training (NEET) [seasonally impacted indicator]	L	MS		2.5	2.7	3.1	2.9	2.5	2.3	2.5	↓	2.5	GREEN	2.8	2.5	AMBER	2.4	2.7	Yes
CYPE1	Percentage of pupils being placed in independent or out-of-county special schools - Kent responsible EHCPs	L	MS		8.6	8.8	8.8	8.7	8.6	8.4	8.3	↑	9	GREEN	N/A	N/A	N/A	N/A	N/A	Yes
EH43	Number of pupils permanently excluded from the primary phase - all Year R to Year 6 pupils	L	R12M		0	0	1	0	0	2	2	↔	N/A	N/A	0	N/A	N/A	N/A	N/A	Yes
EH44	Number of permanent exclusions from the secondary phase - all Year 7 to Year 14 pupils	L	R12M		4	5	8	9	11	11	11	↔	N/A	N/A	2	N/A	N/A	N/A	N/A	Yes
CYPE6	Percentage of Children Missing Education cases, closed within 30 school days	H	R12M		88.2	85.9	86.8	91.7	92.5	96.6	95.0	↓	90	GREEN	90.4	90	GREEN	N/A	N/A	
CYPE22	Percentage of CYP registered to EHE who receive an offer of a visit within 10 school days of them being brought to our attention	H	R12M		81.1	72.8	60.8	58.8	54.3	55.8	56.0	↑	95	RED	89.0	95	AMBER	N/A	N/A	

Education Annual Indicators - Tonbridge and Malling		Polarity	Data Period	QPR	Annual Trends			Latest Year	Target 2020-21	RAG	DOT	Target 2021-22	Benchmark Group 2020-21	England 2020-21	Linked to SDP?
					2018-19	2019-20	2020-21								
EY2	Percentage of DWP and other identified eligible 2 year olds taking up a free early education place [seasonally impacted indicator]	H	MS		76.6	70.8	61.6	70	RED	↓	70	N/A	N/A		
EY14	Percentage of pupils at EYFS achieving a Good Level of Development	H	A		77.6	N/A	N/A	76	N/A	N/A	76	N/A	N/A	Yes	
EY15	Percentage of pupils at EYFS achieving a Good Level of Development - FSM gap	L	A		31.7	N/A	N/A	19	N/A	N/A	19	N/A	N/A	Yes	
SISE4	Percentage of pupils at KS2 achieving age-related expectations in Reading, writing & mathematics	H	A		71.0	N/A	N/A	70	N/A	N/A	70	N/A	N/A		
SISE16	Percentage of pupils at KS2 achieving age-related expectations in Reading, writing & mathematics - FSM gap	L	A		26.5	N/A	N/A	20	N/A	N/A	20	N/A	N/A	Yes	
SISE12	Average score at KS4 in Attainment 8	H	A		51.3	N/A	N/A	49.0	N/A	N/A	49.0	N/A	N/A	Yes	
SISE19	Average score at KS4 in Attainment 8 - FSM gap	L	A		22.5	N/A	N/A	12	N/A	N/A	12	N/A	N/A	Yes	
CYPE23	Average point score per A Level entry at KS5 [School students only]	H	A		39.49	N/A	N/A	36	N/A	N/A	36	N/A	N/A		
CYPE24	Average point score per Applied General entry at KS5 [School students only]	H	A		30.21	N/A	N/A	31	N/A	N/A	31	N/A	N/A		
CYPE25	Average point score per Tech Level entry at KS5 [School students only]	H	A		33.55	N/A	N/A	34	N/A	N/A	34	N/A	N/A		
SEND10	Percentage of pupils with an Education, Health and Care Plan (EHCP) - Kent resident pupils	L	A		3.3	3.6	3.9	3.0	RED	↓	3.0	3.9	3.7	Yes	
CYPE2	Percentage of parents getting first preference of primary school	H	A		N/A	N/A	N/A	90	N/A	N/A	90	91.1	91.8		
CYPE3	Percentage of parents getting first preference of secondary school	H	A		N/A	N/A	N/A	77	N/A	N/A	77	79.5	81.1		
EH46	Percentage of pupils who are persistently absent from primary schools - all pupils based on 10% threshold	L	A		6.8	N/A	5.5	8.7	GREEN	N/A	8.7	7.5	8.1		
EH47	Percentage of pupils who are persistently absent from secondary schools - all pupils based on 10% threshold	L	A		14.5	N/A	10.6	14.5	GREEN	N/A	14.5	11.1	11.7		

Directorate Scorecard - Tunbridge Wells District

Page 62

Integrated Children's Services Monthly Indicators		Polarity	Data Period	QPR	Monthly Trends							Latest Month	DOT	Target 2022-23	RAG 2022-23	District Outturn 2021-22	Target 2021-22	RAG 2021-22	Benchmark Group 2020-21	England 2020-21	Linked to SDP?
					Dec-21	Jan-22	Feb-22	Mar-22	Apr-22	May-22	Jun-22							SN or SE			
Sevenoaks South & Tunbridge Wells CSWT																					
SCS03	Percentage re-referrals to Children's Social Work Services within 12 months of a previous referral (R12M)	L	R12M		21.1	22.2	23.1	24.0	24.8	25.7	25.8	↓	25.0	AMBER	24.0	25.0	GREEN	21.5	22.7		
SCS08	Percentage of Returner Interviews completed for those with SCS Involvement	H	R12M		100.0	100.0	92.3	93.8	94.1	89.5	75.0	↓	90.0	RED	93.8	90.0	GREEN	N/A	N/A		
SCS13	Percentage of children becoming subject to a child protection plan for the second or subsequent time	T	R12M	✓	17.5	16.7	16.1	17.5	10.9	12.5	14.7	↑	20.0	AMBER	17.5	20.0	GREEN	22.5	22.1		
SCS18	Children in Care in same placement for the last two years (for those in care for two and a half years or more)	H	MS	✓														64	N/A		
SCS19	Percentage of CIC Foster Care in KCC Foster Care/Rel & Friends placements (exc UASC)	H	MS	✓														N/A	N/A		
SCS29	Average number of days between becoming a child in care and moving in with an adoptive family	L	R12M	✓														372	418		
SCS34	Percentage of care leavers in education, employment or training (of those KCC is in touch with)	H	R12M	✓														N/A	N/A		
SCS37	Percentage of Case File Audits graded good or outstanding	H	R12M	✓	73.7	60.0	60.0	58.3	58.3	60.0	60.0	↔	80.0	RED	58.3	80.0	RED	N/A	N/A		
SCS40	Percentage of case holding posts filled by permanent qualified social workers	H	MS	✓	83.0	85.1	85.1	90.1	80.1	96.1	96.1	↔	85.0	GREEN	90.1	85.0	GREEN	N/A	N/A		
SCS42	Average caseloads in the CIC Teams	L	MS															N/A	N/A		
SCS43	Average caseloads in the CSWT Teams	L	MS		16.9	20.8	19.6	19.9	23.7	24.9	24.5	↑	18.0	RED	19.9	18.0	AMBER	N/A	N/A		
Sevenoaks South & Tunbridge Wells EHU																					
EH72-F	Percentage of referrals to an Early Help Unit where a previous episode ended within 12 months	L	R12M		25.7	25.2	25.3	25.4	26.3	26.6	26.9	↓	25.0	AMBER	25.4	25.0	AMBER	28	N/A	Yes	
EH52-F	Percentage of EH Assessments completed in the given month, within 6 weeks of allocation	H	MS		90.0	90.7	89.3	88.3	87.7	87.6	88.0	↑	85.0	GREEN	88.3	80.0	GREEN	N/A	N/A	Yes	
	Percentage of EH Unit Case Audits rated good or outstanding	H	R12M		50.0	60.0	60.0	58.3	58.3	60.0	60.0	↔	80.0	RED	58.3	80.0	RED	N/A	N/A		
EH16-F	Percentage of EH cases closed with outcomes achieved that come back to EH or CSWS in 3 mths	L	R12M		16.9	16.7	15.6	15.7	14.9	14.5	15.2	↓	15.0	AMBER	15.7	15.0	AMBER	N/A	N/A		
	Average Caseload within EH Units (Families)	L	MS		14.9	16.3	16.7	15.7	15.9	23.9	22.1	↑	15.0	RED	15.7	15.0	AMBER	N/A	N/A		

Integrated Children's Services Quarterly Indicators - Tunbridge Wells		Polarity	Data Period	QPR	Quarterly Trends				Latest Quarter	DOT	Target 2022-23	RAG	District Outturn 2021-22	Target 2021-22	RAG 2021-22	Benchmark Group as at May 2021	England & Wales as at May 2021	Linked to SDP?
					Q2 21-22	Q3 21-22	Q4 21-22	Q1 22-23							SN or SE			
CYPE8	Rate of proven re-offending by CYP	L	Q		44.4	38.5	35.3	21.1	↑			35.3	35.0	GREEN	38.3	37.8		

Note: This target is out of date and the indicator requires updating and therefore this will be refreshed once this work has been done by the County Youth Justice Board.

Directorate Scorecard - Tunbridge Wells District

Education Monthly Indicators - Tunbridge Wells		Polarity	Data Period	QPR	Monthly Trends						Latest Month	DOT	Target 2021-22	RAG	District Outturn 2020-21	Target 2020-21	RAG 2020-21	Benchmark Group 2019-20	England 2019-20	Linked to SDP?
					Dec-21	Jan-22	Feb-22	Mar-22	Apr-22	May-22	Jun-22							SN or SE		
SEND20	Percentage of Education, Health and Care Plans (EHCPs) issued within 20 weeks	H	MS		25.0	50.0	83.3	40.0	75.0	11.1	20.0	↑	60	RED	58.3	60	AMBER	58.5	60.4	Yes
SISE71	Percentage of Year 12-13 age-group (16-17 year olds) not in education, employment or training (NEET) [seasonally impacted indicator]	L	MS		1.8	2.0	2.1	2.1	2.3	2.2	2.3	↓	1.7	AMBER	2.6	1.7	AMBER	2.4	2.7	Yes
CYPE1	Percentage of pupils being placed in independent or out-of-county special schools - Kent responsible EHCPs	L	MS		10.0	10.0	10.1	10.2	10.2	10.2	10.3	↓	9	AMBER	N/A	N/A	N/A	N/A	N/A	Yes
EH43	Number of pupils permanently excluded from the primary phase - all Year R to Year 6 pupils	L	R12M		3	3	3	3	3	3	3	↔	N/A	N/A	0	N/A	N/A	N/A	N/A	Yes
EH44	Number of permanent exclusions from the secondary phase - all Year 7 to Year 14 pupils	L	R12M		2	2	2	2	2	3	4	↓	N/A	N/A	2	N/A	N/A	N/A	N/A	Yes
CYPE6	Percentage of Children Missing Education cases, closed within 30 school days	H	R12M		97.2	94.0	94.3	95.7	95.8	92.9	90.0	↓	90	GREEN	96.2	90	GREEN	N/A	N/A	
CYPE22	Percentage of CYP registered to EHE who receive an offer of a visit within 10 school days of them being brought to our attention	H	R12M		99.2	99.2	99.2	99.1	99.1	99.2	99.1	↓	95	GREEN	100.0	95	GREEN	N/A	N/A	

Education Annual Indicators - Tunbridge Wells		Polarity	Data Period	QPR	Annual Trends			Latest Year	Target 2020-21	RAG	DOT	Target 2021-22	Benchmark Group 2020-21	England 2020-21	Linked to SDP?
					2018-19	2019-20	2020-21					SN or SE			
EY2	Percentage of DWP and other identified eligible 2 year olds taking up a free early education place [seasonally impacted indicator]	H	MS		71.7	72.1	64.0	70	RED	↓	70	N/A	N/A		
EY14	Percentage of pupils at EYFS achieving a Good Level of Development	H	A		78.0	N/A	N/A	76	N/A	N/A	76	N/A	N/A	Yes	
EY15	Percentage of pupils at EYFS achieving a Good Level of Development - FSM gap	L	A		21.1	N/A	N/A	19	N/A	N/A	19	N/A	N/A	Yes	
SISE4	Percentage of pupils at KS2 achieving age-related expectations in Reading, writing & mathematics	H	A		70.2	N/A	N/A	70	N/A	N/A	70	N/A	N/A		
SISE16	Percentage of pupils at KS2 achieving age-related expectations in Reading, writing & mathematics - FSM gap	L	A		33.9	N/A	N/A	20	N/A	N/A	20	N/A	N/A	Yes	
SISE12	Average score at KS4 in Attainment 8	H	A		54.5	N/A	N/A	49.0	N/A	N/A	49.0	N/A	N/A	Yes	
SISE19	Average score at KS4 in Attainment 8 - FSM gap	L	A		21.5	N/A	N/A	12	N/A	N/A	12	N/A	N/A	Yes	
CYPE23	Average point score per A Level entry at KS5 [School students only]	H	A		37.97	N/A	N/A	36	N/A	N/A	36	N/A	N/A		
CYPE24	Average point score per Applied General entry at KS5 [School students only]	H	A		32.26	N/A	N/A	31	N/A	N/A	31	N/A	N/A		
CYPE25	Average point score per Tech Level entry at KS5 [School students only]	H	A		40.42	N/A	N/A	34	N/A	N/A	34	N/A	N/A		
SEND10	Percentage of pupils with an Education, Health and Care Plan (EHCP) - Kent resident pupils	L	A		3.0	3.4	3.7	3.0	RED	↓	3.0	3.9	3.7	Yes	
CYPE2	Percentage of parents getting first preference of primary school	H	A		N/A	N/A	N/A	90	N/A	N/A	90	91.1	91.8		
CYPE3	Percentage of parents getting first preference of secondary school	H	A		N/A	N/A	N/A	77	N/A	N/A	77	79.5	81.1		
EH46	Percentage of pupils who are persistently absent from primary schools - all pupils based on 10% threshold	L	A		7.2	N/A	6.6	8.7	GREEN	N/A	8.7	7.5	8.1		
EH47	Percentage of pupils who are persistently absent from secondary schools - all pupils based on 10% threshold	L	A		12.6	N/A	7.5	14.5	GREEN	N/A	14.5	11.1	11.7		

Data Sources for Current Report

Code	Indicator	Source Description	Latest data Description	Latest data release date
Activity-Volume Measures				
CYPE10	Number of Primary Schools	MI School Census Database	Summer 2022 School Census	Aug 2022
CYPE11	Number of Secondary Schools	MI School Census Database	Summer 2022 School Census	Aug 2022
CYPE12	Number of Special Schools	MI School Census Database	Summer 2022 School Census	Aug 2022
CYPE13	Total pupils on roll in Primary Schools	MI School Census Database	Summer 2022 School Census	Aug 2022
CYPE14	Total pupils on roll in Secondary Schools	MI School Census Database	Summer 2022 School Census	Aug 2022
CYPE15	Total pupils on roll in Special Schools	MI School Census Database	Summer 2022 School Census	Aug 2022
CYPE16	Percentage of Primary School pupils eligible for Free School Meals	MI School Census Database	Summer 2022 School Census	Aug 2022
CYPE17	Percentage of Secondary School pupils eligible for Free School Meals	MI School Census Database	Summer 2022 School Census	Aug 2022
CYPE18	Percentage of Special School pupils eligible for Free School Meals	MI School Census Database	Summer 2022 School Census	Aug 2022
EY8	Percentage of EY settings with Good or Outstanding Ofsted Judgements - Overall Effectiveness (non-domestic premises)	MI Ofsted Database	Inspections as at end of June 2022	July 2022
SISE35	Percentage of Primary Schools with Good or Outstanding Ofsted Judgements - Overall Effectiveness	MI Ofsted Database	Inspections as at end of June 2022	July 2022
SISE36	Percentage of Secondary Schools with Good or Outstanding Ofsted Judgements - Overall Effectiveness	MI Ofsted Database	Inspections as at end of June 2022	July 2022
SISE37	Percentage of Special Schools with Good or Outstanding Ofsted Judgements - Overall Effectiveness	MI Ofsted Database	Inspections as at end of June 2022	July 2022
CYPE19	Number of requests for SEND statutory assessment	Synergy reporting	Snapshot data as at end of June 2022	July 2022
EH71-C	Rate of notifications received into Early Help per 10,000 of the 0-17 population (inclusive, rolling 12 months)	Early Help module	Rolling 12 months up to end of June 2022	July 2022
SCS02	Rate of referrals to Children's Social Work Services per 10,000 of the 0-17 population (inclusive, rolling 12 months)	Liberi	Rolling 12 months up to end of June 2022	July 2022
FD01-C	Number of contacts processed in the Front Door	Early Help module	Children referred during the month of June 2022	July 2022
FD14-C	Number of Information, Advice and Guidance contacts processed in the Front Door	Early Help module	Children referred during the month of June 2022	July 2022
FD02-C	Number of contacts processed in the Front Door which met the threshold for CSWS involvement	Early Help module	Children referred during the month of June 2022	July 2022
FD03-C	Number of contacts processed in the Front Door which proceeded to Early Help	Early Help module	Children referred during the month of June 2022	July 2022
EH02-C	Number of cases open to Early Help Units	Early Help module	Snapshot data as at end of June 2022	July 2022
SCS01	Number of open Social Work cases	Liberi	Snapshot data as at end of June 2022	July 2022
	Number of Child Protection cases	Liberi	Snapshot data as at end of June 2022	July 2022
	Number of Children in Care	Liberi	Snapshot data as at end of June 2022	July 2022
	Number of Care Leavers	Liberi	Snapshot data as at end of June 2022	July 2022
EH35	Number of First Time Entrants into the Youth Justice system	MI monthly reporting (CareDirector Youth)	Rolling 12 months up to June 2021	July 2022
FS3	Number of Focused Support Requests started during the month	Core+	Snapshot data as at end of June 2022	July 2022
FS3a	Number of Focused Support Requests started during the month - by Children Centre	Core+	Snapshot data as at end of June 2022	July 2022
FS3b	Number of Focused Support Requests started during the month - by Youth Hub	Core+	Snapshot data as at end of June 2022	July 2022
FS8	Percentage of Focused Support Requests supported by Open Access after 3 months	Core+	Snapshot data as at end of June 2022	July 2022
TS3	Number of Clients supported (interventions and sessions)	Core+	Snapshot data as at end of June 2022	July 2022
Key Performance Indicators				
SCS03	Percentage re-referrals to Children's Social Work Services within 12 months of a previous referral (R12M)	Liberi	Rolling 12 months up to June 2022	July 2022
SCS08	Percentage of Returner Interviews completed for those with SCS Involvement	Liberi	Rolling 12 months up to June 2022	July 2022
SCS13	Percentage of children becoming subject to a child protection plan for the second or subsequent time	Liberi	Rolling 12 months up to June 2022	July 2022
SCS18	Children in Care in same placement for the last two years (for those in care for two and a half years or more)	Liberi	Snapshot as at June 2022	July 2022
SCS19	Percentage of CIC Foster Care in KCC Foster Care/Rel & Friends placements (exc UASC)	Liberi	Snapshot as at June 2022	July 2022
SCS29	Average number of days between becoming a child in care and moving in with an adoptive family	Liberi	Rolling 12 months up to June 2022	July 2022
SCS34	Percentage of care leavers in education, employment or training (of those KCC is in touch with)	Liberi	Rolling 12 months up to June 2022	July 2022
SCS37	Percentage of Case File Audits graded good or outstanding	Liberi	Rolling 12 months up to June 2022	July 2022
SCS40	Percentage of case holding posts filled by permanent qualified social workers	Area Staffing Spreadsheets	Snapshot as at June 2022	July 2022
SCS42	Average caseloads in the CIC Teams	Liberi / Area Staffing Spreadsheets	Snapshot as at June 2022	July 2022
SCS43	Average caseloads in the CSWT Teams	Liberi / Area Staffing Spreadsheets	Snapshot as at June 2022	July 2022

Data Sources for Current Report

Code	Indicator	Source Description	Latest data Description	Latest data release date
Key Performance Indicators (Continued)				
EH72-F	Percentage of referrals to an Early Help Unit where a previous episode ended within 12 months	Early Help module	Snapshot as at June 2022	July 2022
EH52-F	Percentage of EH Assessments completed in the given month, within 6 weeks of allocation	Early Help module	Snapshot as at June 2022	July 2022
	Percentage of EH Unit Case Audits rated good or outstanding	Early Help module	Snapshot as at June 2022	July 2022
EH16-F	Percentage of EH cases closed with outcomes achieved that come back to EH or CSWS in 3 mths	Early Help module	Snapshot as at June 2022	July 2022
	Average Caseload within EH Units (Families)	Early Help module	Snapshot as at June 2022	July 2022
CYPE8	Rate of proven re-offending by CYP	MOJ quarterly reporting	Data for July 2019 to June 2020 cohort	July 2022
SEND20	Percentage of Education, Health and Care Plans (EHCPs) issued within 20 weeks	Synergy - monthly reported data	Snapshot as at June 2022	July 2022
SISE71	Percentage of Year 12-13 age-group (16-17 year olds) not in education, employment or training (NEET)	Monthly submission to DfE via NCCIS for KCC	Snapshot as at June 2022	July 2022
CYPE1	Percentage of pupils being placed in independent or out-of-county special schools - Kent responsible EHCPs	Synergy - monthly reported data	Snapshot as at June 2022	July 2022
EH43	Number of pupils permanently excluded from the primary phase - all Year R to Year 6 pupils	Synergy - monthly reported data	Rolling 12 months up to June 2022	July 2022
EH44	Number of pupils permanently excluded from the secondary phase - all Year 7 to Year 14 pupils	Synergy - monthly reported data	Rolling 12 months up to June 2022	July 2022
CYPE6	Percentage of Children Missing Education cases, closed within 30 school days	Fair Access Team Synergy reporting	Rolling 12 months up to June 2022	July 2022
CYPE22	Percentage of CYP registered to EHE who receive an offer of a visit within 10 school days of them being brought to our attention	Fair Access Team Synergy reporting	Rolling 12 months up to June 2022	July 2022
EY2	Percentage of DWP and other identified eligible 2 year olds taking up a free early education place	FF2 Team in Early Years & Childcare	Snapshot as at 21st December 2020	Dec 2020
EY14	Percentage of pupils at EYFS achieving a Good Level of Development	End of year assessments based on EYFSP framework	2018-19 DfE published	Oct 2019
EY15	Percentage of pupils at EYFS achieving a Good Level of Development - FSM Eligible achievement gap	End of year assessments based on EYFSP framework	2018-19 DfE published	Nov 2019
SISE20	Percentage of pupils at KS2 achieving age-related expectations in Reading, writing & mathematics	Test/TA results for end of academic year	2018-19 DfE published (LA) MI Calcs (Distr)	Dec 2019
SISE26	Percentage of pupils at KS2 achieving age-related expectations in Reading, writing & mathematics - FSM gap	Test/TA results for end of academic year	2018-19 DfE published (LA) MI Calcs (Distr)	Dec 2019
SISE22	Average score at KS4 in Attainment 8	Test results for end of academic year	2018-19 DfE published (LA) NPD Dataset (Distr)	Feb 2020
SISE29	Average score at KS4 in Attainment 8 - FSM gap	Test results for end of academic year	2017-18 DfE published (LA), MI Calcs (Distr)	Feb 2020
CYPE23	Average point score per A Level entry at KS5 [School students only]	Test results for end of academic year	2018-19 DfE published (LA) NPD Dataset (Distr)	Jan 2020
CYPE24	Average point score per Applied General entry at KS5 [School students only]	Test results for end of academic year	2018-19 DfE published (LA) NPD Dataset (Distr)	Jan 2020
CYPE25	Average point score per Tech Level entry at KS5 [School students only]	Test results for end of academic year	2018-19 DfE published (LA) NPD Dataset (Distr)	Jan 2020
SEND10	Percentage of pupils with a Statement or Education, Health and Care Plan (EHCP) - Kent resident pupils	DfE annual snapshot based on school census	Snapshot as at January 2021	July 2021
CYPE2	Percentage of parents getting first preference of primary school	Admissions school places offered for start of academic year	Offers data for academic year 2021-22	June 2021
CYPE3	Percentage of parents getting first preference of secondary school	Admissions school places offered for start of academic year	Offers data for academic year 2021-22	June 2021
EH46	Percentage of pupils who are persistently absent from primary schools - all pupils based on 10% threshold	Autumn and Spring data for academic year 2020-21	2020-21 DfE Published & MI Calculations	Oct 2021
EH47	Percentage of pupils who are persistently absent from secondary schools - all pupils based on 10% threshold	Autumn and Spring data for academic year 2020-21	2020-21 DfE Published & MI Calculations	Oct 2021

Indicator Definitions

Code	Indicator	Definition
Activity-Volume Measures		
CYPE10	Number of Primary Schools	The number of Kent maintained Primary schools (excluding Nurseries) and Primary academies (including Free Schools). Total is as at the latest available termly school census.
CYPE11	Number of Secondary Schools	The number of Kent maintained Secondary schools and Secondary academies (including Free Schools). Total is as at the latest available termly school census.
CYPE12	Number of Special Schools	The number of Kent maintained Special schools and Special academies. Total is as at the latest available termly school census.
CYPE13	Total pupils on roll in Primary Schools	The number of pupils on roll in Kent maintained Primary schools (excluding Nurseries) and Primary academies (including Free Schools). Total excludes guest and subsidiary pupils and is as at the latest available termly school census.
CYPE14	Total pupils on roll in Secondary Schools	The number of pupils on roll in Kent maintained Secondary schools and Secondary academies (including Free Schools). Total excludes guest and subsidiary pupils and is as at the latest available termly school census.
CYPE15	Total pupils on roll in Special Schools	The number of pupils on roll in Kent maintained Special schools and Special academies. Total excludes guest and subsidiary pupils and is as at the latest available termly school census.
CYPE16	Percentage of Primary School pupils eligible for Free School Meals	The number of pupils eligible for Free School Meals in Kent maintained Primary schools (excluding Nurseries) and Primary academies (including Free Schools) as a proportion of all pupils on roll. Totals for both numerator and denominator are for statutory aged pupils only and excludes guest and subsidiary pupils. Data is as at the latest available termly school census.
CYPE17	Percentage of Secondary School pupils eligible for Free School Meals	The number of pupils eligible for Free School Meals in Kent maintained Secondary schools and Secondary academies (including Free Schools) as a proportion of all pupils on roll. Totals for both numerator and denominator are for statutory aged pupils only and excludes guest and subsidiary pupils. Data is as at the latest available termly school census.
CYPE18	Percentage of Special School pupils eligible for Free School Meals	The number of pupils eligible for Free School Meals in Kent maintained Special schools and Special academies as a proportion of all pupils on roll. Totals for both numerator and denominator are for statutory aged pupils only and excludes guest and subsidiary pupils. Data is as at the latest available termly school census.
EY8	Percentage of EY settings with Good or Outstanding Ofsted Judgements - Overall Effectiveness (non-domestic premises)	The percentage of Kent Early Years settings (non-domestic premises only), judged good or outstanding for overall effectiveness in their latest inspection, as a proportion of all inspected Kent Early Years settings (non domestic premises only).
SISE35	Percentage of Primary Schools with Good or Outstanding Ofsted Judgements - Overall Effectiveness	The percentage of Kent maintained Primary schools and Primary academies judged good or outstanding for Overall Effectiveness in their latest inspection, as a proportion of all inspected Kent maintained Primary schools and Primary academies.
SISE36	Percentage of Secondary Schools with Good or Outstanding Ofsted Judgements - Overall Effectiveness	The percentage of Kent maintained Secondary schools and Secondary academies judged good or outstanding for Overall Effectiveness in their latest inspection, as a proportion of all inspected Kent maintained Secondary schools and Secondary academies.
SISE37	Percentage of Special Schools with Good or Outstanding Ofsted Judgements - Overall Effectiveness	The percentage of Kent maintained Special schools and Special academies judged good or outstanding for Overall Effectiveness in their latest inspection, as a proportion of all inspected Kent maintained Special schools and Special academies.
CYPE19	Number of requests for SEND statutory assessment	The number of initial requests for assessment for Education, Health and Care Plans (EHCPs) for 0-25 year olds in Kent LA.
EH71-C	Rate of notifications received into Early Help per 10,000 of the 0-17 population (inclusive, rolling 12 months)	The total number of referrals to an Early Help Unit completed during the corresponding reporting month per 10,000 (Population figures are updated upon receipt of the latest ONS Mid Year population estimates). This is a child level indicator.
SCS02	Rate of referrals to Children's Social Work Services per 10,000 of the 0-17 population (inclusive, rolling 12 months)	This indicator shows the rate of referrals received by Children's Social Work Services. Numerator: Number of referrals (rolling 12 month period). Denominator: child population figure divided by 10,000 (Population figures are updated upon receipt of the latest ONS Mid Year Estimates).
FD01-C	Number of contacts processed in the Front Door	The total number of notifications received during the corresponding reporting month that were processed by the Front Door. District and Area splits are not available for this indicator. The data includes all contact reasons processed by the Front Door. This is a child level indicator.
FD14-C	Number of Information, Advice and Guidance contacts processed in the Front Door	The total number of notifications with a contact outcome of "Information, Advice & Guidance" received during the corresponding reporting month that were processed by the Front Door. District and Area splits are not available for this indicator. The data includes all contact reasons processed by the Front Door. This is a child level indicator.

Indicator Definitions

Code	Indicator	Definition
Activity-Volume Measures (Continued)		
FD02-C	Number of contacts processed in the Front Door which met the threshold for CSWS involvement	The total number of notifications with a contact outcome of "Threshold met for CSWS" received during the corresponding reporting month that were processed by the Front Door. District and Area splits are not available for this indicator. The data includes all contact reasons processed by the Front Door. This is a child level indicator.
FD03-C	Number of contacts processed in the Front Door which proceeded to Early Help	The total number of notifications with a contact outcome of "Proceed to Early Help Unit" received during the corresponding reporting month that were processed by the Front Door. District and Area splits are not available for this indicator. The data includes all contact reasons processed by the Front Door. This is a child level indicator.
EH05-F	Number of cases open to Early Help Units	The number of open cases as at the end of the corresponding reporting month. The data includes all cases sent to units at Early Help Record stage prior to the end of the month. This is a family level indicator.
SCS01	Number of open Social Work cases	The total caseload figures for Children's Social Work Services.
	Number of Child Protection cases	The number of Children who have a Child Protection Plan as at the end of the corresponding reporting month.
	Number of Children in Care	The number of Children in Care as at the end of the corresponding reporting month.
	Number of Care Leavers	The number of Care Leavers as at the end of the corresponding reporting month.
EH3	Number of First Time Entrants into the Youth Justice system	First time entrants are defined as young people (aged 10 – 17 years) who receive their first substantive outcome (relating to a Youth Caution with or without an intervention, or a Conditional Caution or a Court disposal for those who go directly to Court without a Youth Caution or Conditional Caution).
FS3	Number of Focused Support Requests started during the month	The total number of focused support referrals started in the month. The total is the number of family referrals, not number of clients.
FS3a	Number of Focused Support Requests started during the month - by Children Centre	The total number of focused support referrals started in the month by Children Centre. The total is the number of family referrals, not number of clients.
FS3b	Number of Focused Support Requests started during the month - by Youth Hub	The total number of focused support referrals started in the month by Youth Hub. The total is the number of family referrals, not number of clients.
FS8	Percentage of Focused Support Requests supported by Open Access after 3 months	Percentage of referrals still supported by Open Access within 3 months of focus support closing (Further Engagement). Reported month is the date three months after focus support closed date. Further engagement is at least one member of the family to have attended any type of session or taken part in a client/family intervention. Interventions counted as successful are as follows: 'Direct Intervention outside of a group setting', 'Direct Intervention in group setting', 'Email/Telephone/Text', 'Meeting - Client(s) present', 'FF2 Contact', 'NEET Contact', 'Contact with Client'.
TS3	Number of Clients supported (interventions and sessions)	Number of distinct clients who have attended at least one session or client/family intervention (excluding focused support) within the month.
Key Performance Indicators		
SCS03	Percentage re-referrals to Children's Social Work Services within 12 months of a previous referral (R12M)	The percentage of referrals to SCS in the last 12 months where the previous referral date (if any) is within 12 months of the new referral date.
SCS08	Percentage of Returner Interviews completed for those with SCS Involvement	The percentage of returner interviews completed in the last 12 months where the case was open to SCS at the point the child went missing and the child was aged under 18 at the point of going missing.
SCS13	Percentage of children becoming subject to a child protection plan for the second or subsequent time	The percentage of children who become subject to a Child Protection Plan during the last 12 months who have been subject to a previous plan.

Page 67

Indicator Definitions

Code	Indicator	Definition
Key Performance Indicators (Continued)		
SCS18	Children in Care in same placement for the last two years (for those in care for two and a half years or more)	The percentage of Children in Care aged under 16 at the snapshot date who had been looked after continuously for at least 2.5 years who were living in the same placement for at least 2 years, or are placed for adoption and their adoptive placement together with their previous placement together last for at least 2 years.
SCS19	Percentage of CIC Foster Care in KCC Foster Care/Rel & Friends placements (exc UASC)	The percentage of Kent Children in Care at the snapshot date who are in Foster Care and are placed with KCC Foster Carers or with Relatives and Friends. UASC are excluded
SCS29	Average number of days between becoming a child in care and moving in with an adoptive family	The average number of days between becoming a Looked After Child and moving in with Adoptive Family (for children who have been Adopted in the last 12 months)
SCS34	Percentage of care leavers in education, employment or training (of those KCC is in touch with)	The percentage of relevant and former relevant care leavers who we were in contact with in a 4 month window around their birthday who were aged 17, 18, 19, 20 or 21 and were in education, employment or training.
SCS37	Percentage of Case File Audits graded good or outstanding	The percentage of all completed case audits in the last 12 months where the overall grading was good or outstanding
SCS40	Percentage of case holding posts filled by permanent qualified social workers	The percentage of case holding posts (FTE) at the snapshot date which are held by qualified social workers employed by Kent County Council.
SCS41	Average caseloads in the CIC Teams	The average caseload of social workers within district based CIC Teams at the snapshot date.
SCS42	Average caseloads in the CSWT Teams	The average caseload of social workers within the district based Children's Social Work Teams (CSWTs) at the snapshot date.
EH72-F	Percentage of re-referrals to an Early Help Unit within 12 months of a previous Unit case (R12M)	The percentage of referrals into an EH Unit (R12M) that previously had an episode open to an Early Help Unit in the preceding 12 months. The data only looks at referrals allocated to a Unit. It is calculated using a comparison between the episode end date of the previous episode and the episode start date of the subsequent referral.
EH52-F	Percentage of Assessments completed in the given month, within 6 weeks of allocation	The percentage of assessments completed in the reporting month, where the assessment was completed within 30 working days of allocation.
	Percentage of EH Unit Case Audits rated good or outstanding	The percentage of all EH Unit completed case audits in the last 12 months where the overall grading was good or outstanding
EH16-F	Percentage of EH cases closed with outcomes achieved that come back to EH or CSWS in 3 mths	The percentage of EH cases that have been closed with an outcome of "outcomes achieved" and then came back into either EH or CSWS in the next 3 months. Please note that there is a 3 month time lag on this data so the result shown for May 2020 is actually looking at all EH Closures in the 12 months up to February 2020.
	Average Caseload within EH Units (Families)	Definition to be confirmed.
CYPE8	Rate of proven re-offending by CYP	An offender enters the cohort if they are released from custody, received a non-custodial conviction at court or received a reprimand or warning (caution) in a three month period. A proven reoffence is defined as any offence committed in a one year follow-up period that leads to a court conviction, caution, reprimand or warning in the one year follow-up or within a further six month waiting period to allow the offence to be proven in court. It is important to note that this is not comparable to previous proven reoffending publications which reported on a 12 month cohort.
SEND20	Percentage of Education, Health and Care Plans (EHCPs) issued within 20 weeks	The percentage of Education and Health Care Plans that are issued within 20 weeks as a proportion of all such plans. The data is a snapshot at the end of the month. An education, health and care plan (EHCP) replaced statements and are for children and young people aged up to 25 who need more support than is available through special educational needs support.
SISE71	Percentage of Year 12-13 age-group (16-17 year olds) not in education, employment or training (NEET)	The percentage of young people who have left compulsory education, up until the end of National Curriculum Year 13, who have not achieved a positive education, employment or training destination.

Page 68

Indicator Definitions

Code	Indicator	Definition
Key Performance Indicators (Continued)		
CYPE1	Percentage of pupils being placed in independent or out-of-county special schools - Kent responsible EHCPs	The number of pupils with an EHCP that are placed in independent Special schools or out-of-county Special schools as a percentage of the total number of pupils with an EHCP
EH43	Number of pupils permanently excluded from the primary phase - all Year R to Year 6 pupils	The total number of pupils in Year R to Year 6 that have been permanently excluded from a Kent maintained Primary school, Special school or Pupil Referral Unit (PRU) or Primary academy or Special academy during the last 12 months.
EH44	Number of pupils permanently excluded from the secondary phase - all Year 7 to Year 14 pupils	The total number of pupils in Year 7 to Year 14 that have been permanently excluded from a Kent maintained Secondary school, Special school or Pupil Referral Unit (PRU) or Secondary academy or Special academy during the last 12 months.
CYPE6	Percentage of Children Missing Education cases, closed within 30 school days	The number of closed cases within 30 school days of their referral to Kent County Council's CME Team, as a percentage of the total number of cases opened within the period.
CYPE22	Percentage of CYP registered to EHE who receive an offer of a visit within 10 school days of them being brought to our attention	The number of CYP who register with the LA to Home Educate contacted to include the offer of a visit, within 10 days of receipt of the referral to Kent County Council's EHE Team, as a percentage of the total number of cases opened within the period.
EY2	Percentage of DWP and other identified eligible 2 year olds taking up a free early education place	The number of two year old children accessing a free early education place at an early years provider as a proportion of the total number of families identified as potentially eligible for funding by the Department for Work and Pensions (DWP).
EY1	Percentage of pupils at EYFS achieving a Good Level of Development	Percentage of pupils assessed as achieving Expected or Exceeding in all Prime Learning Goals and all literacy and mathematics Early Learning Goals at the end of reception year, based on the Early Years Foundation Stage framework.
EY1	Percentage of pupils at EYFS achieving a Good Level of Development - FSM Eligible achievement gap	The difference between the achievement of non-FSM eligible pupils and FSM eligible pupils in terms of percentage assessed as achieving Expected or Exceeding in all Prime Learning Goals and all literacy and mathematics Early Learning Goals at the end of reception year, based on the Early Years Foundation Stage framework.
SISE4	Percentage of pupils at KS2 achieving age-related expectations in Reading, writing & mathematics	The percentage of pupils at the end of Key Stage 2 working at the Expected Standard in all of Reading, Writing & maths. Includes Kent maintained schools and academies.
SISE16	Percentage of pupils at KS2 achieving age-related expectations in Reading, writing & mathematics - FSM gap	The difference between the achievement of non-FSM eligible pupils and FSM eligible pupils in terms of percentage working at the Expected Standard in all of Reading, Writing & maths at KS2. Includes Kent maintained schools and academies.
SISE12	Average score at KS4 in Attainment 8	The average Attainment 8 score for pupils at end of Key Stage 4. Attainment 8 is a point score based on attainment across eight subjects which must include English; mathematics; three other English Baccalaureate (EBacc) subjects (sciences, computer science, geography, history and languages); and three further subjects, which can be from the range of EBacc subjects, or can be any other approved, high-value arts, academic, or vocational qualification.
SISE19	Average score at KS4 in Attainment 8 - FSM gap	The difference between the Attainment 8 score of non-FSM eligible pupils and FSM eligible pupils at the end of KS4 (see above definition for SISE12a). Includes Kent maintained schools and academies.
CYPE23	Average point score per A Level entry at KS5 [School students only]	The total number of points achieved in A-Level qualifications by pupils at the end of Key Stage 5 divided by the total number of entries made in all A-Level qualifications. Outcomes are for Kent maintained schools and academies only.
CYPE24	Average point score per Applied General entry at KS5 [School students only]	The total number of points achieved in Applied General qualifications by pupils at the end of Key Stage 5 divided by the total number of entries made in all Applied General qualifications. Outcomes are for Kent maintained schools and academies only.
CYPE25	Average point score per Tech Level entry at KS5 [School students only]	The total number of points achieved in Tech Level qualifications by pupils at the end of Key Stage 5 divided by the total number of entries made in all Tech Level qualifications. Outcomes are for Kent maintained schools and academies only.
SEND10	Percentage of pupils with a Statement or Education, Health and Care Plan (EHCP) - Kent resident pupils	Percentage of pupils with an Education, Health and care Plan (EHCP) as a proportion of all pupils on roll in all schools as at January school census. Includes maintained schools and academies, Pupil Referral Units, Free schools and Independent schools (DfE published data).
CYPE2	Percentage of parents getting first preference of primary school	The percentage of parents who got their first preference of Primary school (out of their three ordered preferences) for their child.

Page 39

Indicator Definitions

Code	Indicator	Definition
Key Performance Indicators (Continued)		
CYPE3	Percentage of parents getting first preference of secondary school	The percentage of parents who got their first preference of Secondary school (out of their three ordered preferences) for their child.
EH46	Percentage of pupils who are persistently absent from primary schools - all pupils based on 10% threshold	The percentage of pupils that have been persistently absent from a Kent maintained Primary school or a Primary academy for 10% or more of their expected sessions over the reported time period.
EH47	Percentage of pupils who are persistently absent from secondary schools - all pupils based on 10% threshold	The percentage of pupils that have been persistently absent from a Kent maintained Secondary school or a Secondary academy for 10% or more of their expected sessions over the reported time period.

Children, Young People and Education Directorate

Ofsted Dashboard

Inspections up to 30th June 2022

Produced by: Management Information (Education), KCC

Ofsted Monthly Dataset Publication Date: 14th July 2022



Ofsted Inspection Results Dashboard

Most Recent Inspection Outcomes - ALL										
Type	Number of schools inspected	Number Inadequate	Number RI	Number Good	Number Outstanding	% Inadequate	% RI	% Good	% Outstanding	% Good or Outstanding
Primary	453	7	25	340	81	1.5	5.5	75.1	17.9	92.9
Secondary	98	0	12	62	24	0.0	12.2	63.3	24.5	87.8
Special	22	0	1	14	7	0.0	4.5	63.6	31.8	95.5
PRU	6	0	2	3	1	0.0	33.3	50.0	16.7	66.7
TOTAL	579	7	40	419	113	1.2	6.9	72.4	19.5	91.9
No. of schools not inspected	12									
National						3	9	69	18	87
School Sixth Form	66	0	4	43	19	0.0	6.1	65.2	28.8	93.9
School Early Years Provision	291	3	19	189	80	1.0	6.5	64.9	27.5	92.4
EY Settings	564	7	13	450	94	1.2	2.3	79.8	16.7	96.5

Notes:

In addition to the above outcomes for EY Settings, there were 56 Settings with an outcome of Met, 0 Settings with an outcome of Not Met (enforcement) and 3 Settings with an outcome of Not Met (with actions)
 This table includes the most recent inspection result for a school based on either their current or previous DfE number/status
 National data is based on the published Ofsted dataset as at 30/06/22

Most Recent Inspection Outcomes - CURRENT ACADEMIC YEAR ONLY										
Type	Number of schools inspected	Number Inadequate	Number RI	Number Good	Number Outstanding	% Inadequate	% RI	% Good	% Outstanding	% Good or Outstanding
Primary	75	1	7	53	14	1.3	9.3	70.7	18.7	89.3
Secondary	15	0	0	12	3	0.0	0.0	80.0	20.0	100.0
Special	2	0	0	2	0	0.0	0.0	100.0	0.0	100.0
PRU										
TOTAL	92	1	7	67	17	1.1	7.6	72.8	18.5	91.3
EY Settings	127	7	12	95	13	5.5	9.4	74.8	10.2	85.0

Notes:

The above totals for EY settings include all available Ofsted published data as at 4th July for inspections so far in the 2021/22 academic year.
 In addition to the above outcomes for EY Settings, there were 33 Settings with an outcome of Met, 0 Settings with an outcome of Not Met (enforcement) and 1 Setting with an outcome of Not Met (with actions)

Direction of travel - ALL SCHOOLS - Numbers				
	Latest inspection result			
Previous inspection result	Outstanding	Good	RI	Inadequate
Outstanding	19	37	3	0
Good	71	141	16	2
RI	7	199	12	3
Inadequate	1	26	8	0

Direction of travel - ALL SCHOOLS - Percentages				
	Latest inspection result			
Previous inspection result	Outstanding	Good	RI	Inadequate
Outstanding	3.5	6.8	0.6	0.0
Good	13.0	25.9	2.9	0.4
RI	1.3	36.5	2.2	0.6
Inadequate	0.2	4.8	1.5	0.0

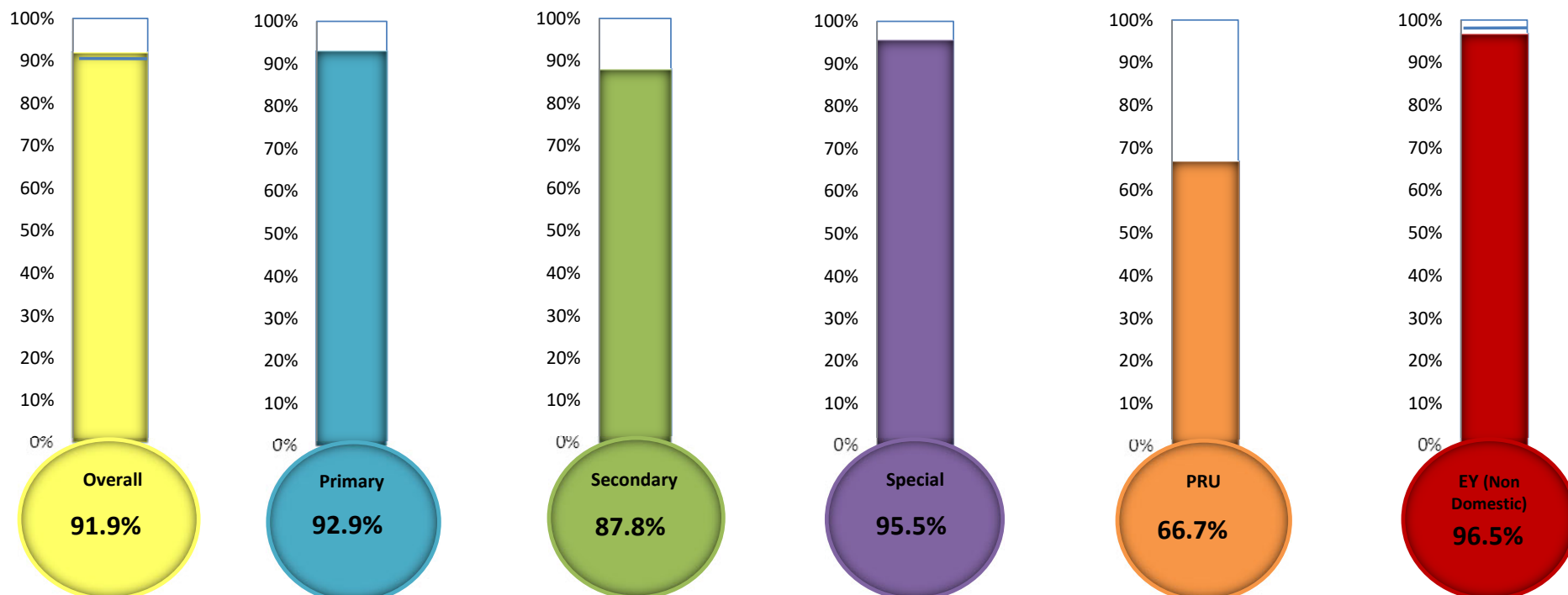
Direction of travel - CURRENT ACADEMIC YEAR - Numbers				
	Latest inspection result			
Previous inspection result	Outstanding	Good	RI	Inadequate
Outstanding	2	6	0	0
Good	13	24	4	0
RI	0	31	3	0
Inadequate	0	6	0	0

Direction of travel - CURRENT ACADEMIC YEAR - Percentages				
	Latest inspection result			
Previous inspection result	Outstanding	Good	RI	Inadequate
Outstanding	2.2	6.7	0.0	0.0
Good	14.6	27.0	4.5	0.0
RI	0.0	34.8	3.4	0.0
Inadequate	0.0	6.7	0.0	0.0

Note: The total numbers in these tables will not add up to the totals in the summary tables above, as a school must have both a current and a previous inspection result to be included in the direction of travel analysis, whereas all schools are included in the summary tables above.

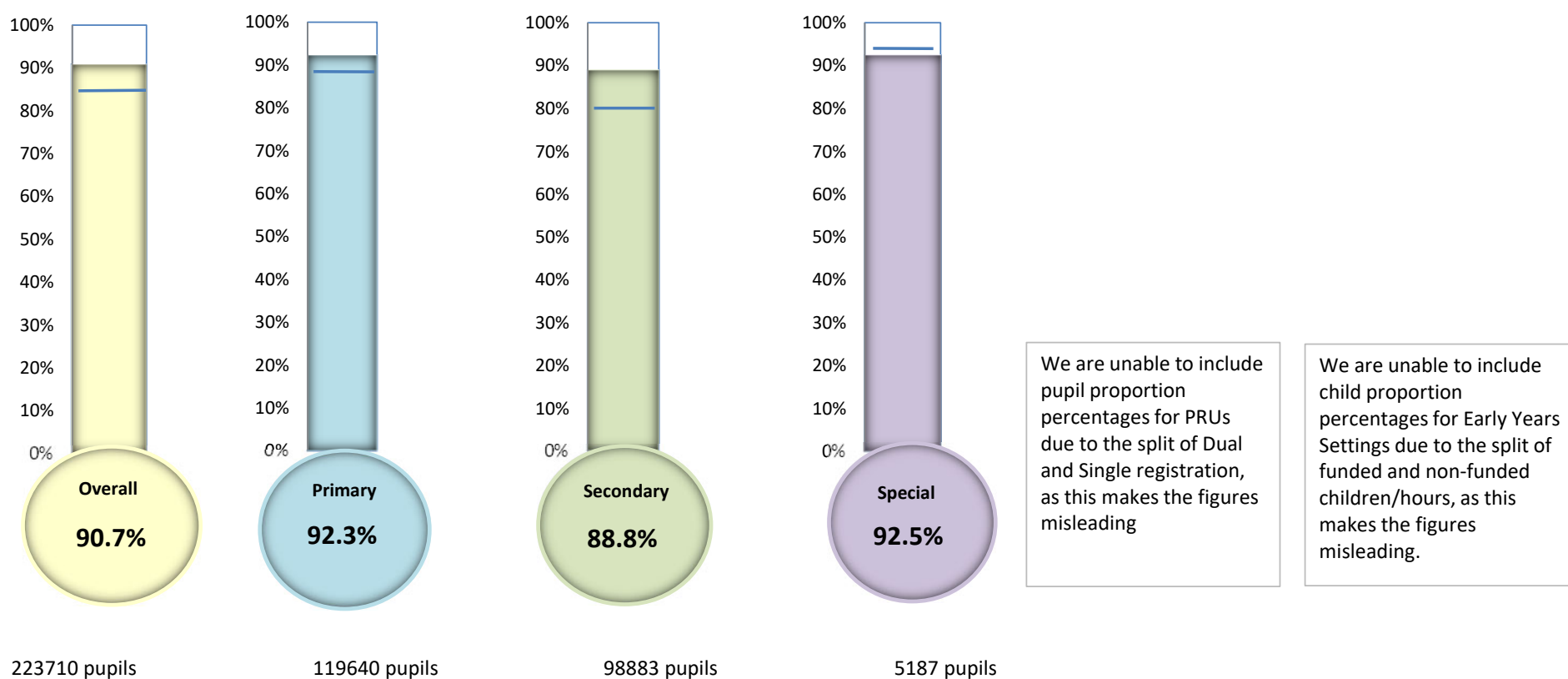
Ofsted Inspection Results Dashboard

% of Schools and EY Settings with Good and Outstanding Ofsted Judgements - as at 30th June 2022



N.B. Horizontal lines represent Kent targets for 2021/22

% of Pupils attending Schools with Good and Outstanding Ofsted Judgements



N.B. Horizontal line represents the national % of pupils attending Schools with Good or Outstanding Ofsted Judgements as at 31/08/2021
January 2022 School Census data has been used for total roll numbers

Kent LA Ofsted Inspection Results - Overall Effectiveness by District and Phase

District	Type	Ofsted Inspection Results - Overall Effectiveness - 30th June 2022 - All Schools						
		Total Inspected	Outstanding	Good	Requires Improvement	Inadequate	Total Good or Outstanding	% Good or Outstanding
Ashford	PRI	42	4	36	2	0	40	95.2
Canterbury	PRI	35	10	23	1	1	33	94.3
Dartford	PRI	27	3	22	1	1	25	92.6
Dover	PRI	41	8	31	2	0	39	95.1
Folkestone and Hythe	PRI	35	7	25	3	0	32	91.4
Gravesham	PRI	27	3	22	2	0	25	92.6
Maidstone	PRI	48	9	34	5	0	43	89.6
Sevenoaks	PRI	42	6	31	4	1	37	88.1
Swale	PRI	48	10	33	3	2	43	89.6
Thanet	PRI	31	6	25	0	0	31	100.0
Tonbridge and Malling	PRI	45	9	32	2	2	41	91.1
Tunbridge Wells	PRI	32	6	26	0	0	32	100.0
Kent	PRI	453	81	340	25	7	421	92.9

Ashford	PRU	0	0	0	0	0	0	0.0
Canterbury	PRU	0	0	0	0	0	0	0.0
Dartford	PRU	0	0	0	0	0	0	0.0
Dover	PRU	0	0	0	0	0	0	0.0
Folkestone and Hythe	PRU	1	0	1	0	0	1	100.0
Gravesham	PRU	1	0	0	1	0	0	0.0
Maidstone	PRU	1	0	1	0	0	1	100.0
Sevenoaks	PRU	0	0	0	0	0	0	0.0
Swale	PRU	0	0	0	0	0	0	0.0
Thanet	PRU	1	0	1	0	0	1	100.0
Tonbridge and Malling	PRU	1	0	0	1	0	0	0.0
Tunbridge Wells	PRU	1	1	0	0	0	1	100.0
Kent	PRU	6	1	3	2	0	4	66.7

Kent LA Ofsted Inspection Results - Overall Effectiveness by District and Phase

District	Type	Ofsted Inspection Results - Overall Effectiveness - 30th June 2022 - All Schools						
		Total Inspected	Outstanding	Good	Requires Improvement	Inadequate	Total Good or Outstanding	% Good or Outstanding
Ashford	SEC	7	1	5	1	0	6	85.7
Canterbury	SEC	9	1	7	1	0	8	88.9
Dartford	SEC	10	3	7	0	0	10	100.0
Dover	SEC	9	2	3	4	0	5	55.6
Folkestone and Hythe	SEC	5	2	3	0	0	5	100.0
Gravesham	SEC	8	3	5	0	0	8	100.0
Maidstone	SEC	11	2	9	0	0	11	100.0
Sevenoaks	SEC	3	0	3	0	0	3	100.0
Swale	SEC	8	2	5	1	0	7	87.5
Thanet	SEC	8	1	5	2	0	6	75.0
Tonbridge and Malling	SEC	11	3	6	2	0	9	81.8
Tunbridge Wells	SEC	9	4	4	1	0	8	88.9
Kent	SEC	98	24	62	12	0	86	87.8

Ashford	SPE	2	1	1	0	0	2	100.0
Canterbury	SPE	2	2	0	0	0	2	100.0
Dartford	SPE	1	0	1	0	0	1	100.0
Dover	SPE	2	0	2	0	0	2	100.0
Folkestone and Hythe	SPE	1	1	0	0	0	1	100.0
Gravesham	SPE	1	1	0	0	0	1	100.0
Maidstone	SPE	2	2	0	0	0	2	100.0
Sevenoaks	SPE	2	1	1	0	0	2	100.0
Swale	SPE	1	1	0	0	0	1	100.0
Thanet	SPE	4	0	4	0	0	4	100.0
Tonbridge and Malling	SPE	2	0	1	1	0	1	50.0
Tunbridge Wells	SPE	2	0	2	0	0	2	100.0
Kent	SPE	22	9	12	1	0	21	95.5

Kent LA Ofsted Inspection Results - Overall Effectiveness by District and Phase

District	Type	Ofsted Inspection Results - Overall Effectiveness - 30th June 2022 - All Schools						
		Total Inspected	Outstanding	Good	Requires Improvement	Inadequate	Total Good or Outstanding	% Good or Outstanding
Ashford	ALL	51	6	42	3	0	48	94.1
Canterbury	ALL	44	11	30	2	1	41	93.2
Dartford	ALL	38	6	30	1	1	36	94.7
Dover	ALL	52	10	36	6	0	46	88.5
Folkestone and Hythe	ALL	42	10	29	3	0	39	92.9
Gravesham	ALL	37	7	27	3	0	34	91.9
Maidstone	ALL	62	13	44	5	0	57	91.9
Sevenoaks	ALL	47	7	35	4	1	42	89.4
Swale	ALL	57	13	38	4	2	51	89.5
Thanet	ALL	44	7	35	2	0	42	95.5
Tonbridge and Malling	ALL	59	12	39	6	2	51	86.4
Tunbridge Wells	ALL	44	11	32	1	0	43	97.7
Kent	ALL	577	113	417	40	7	530	91.9

Ashford	EY	40	4	35	1	0	39	97.5
Canterbury	EY	44	9	35	0	0	44	100.0
Dartford	EY	41	4	33	2	2	37	90.2
Dover	EY	38	7	31	0	0	38	100.0
Folkestone and Hythe	EY	35	6	29	0	0	35	100.0
Gravesham	EY	24	3	20	0	1	23	95.8
Maidstone	EY	65	10	53	2	0	63	96.9
Sevenoaks	EY	53	8	43	2	0	51	96.2
Swale	EY	50	7	40	2	1	47	94.0
Thanet	EY	32	8	24	0	0	32	100.0
Tonbridge and Malling	EY	49	6	41	1	1	47	95.9
Tunbridge Wells	EY	46	9	34	0	3	43	93.5
Kent	EY	564	94	450	13	7	544	96.5

Note: EY District Totals are based on Settings matched to Kent Districts only and the sum does not equal the overall Kent total.

Kent LA Ofsted Inspection Results - Overall Effectiveness by District and Phase

District	Type	Ofsted Inspection Results - Overall Effectiveness - June 2022 Maintained Schools							Ofsted Inspection Results - Overall Effectiveness - June 2022 Academies						
		Total Inspected	Outstanding	Good	Requires Improvement	Inadequate	Total Good or Outstanding	% Good or Outstanding	Total Inspected	Outstanding	Good	Requires Improvement	Inadequate	Total Good or Outstanding	% Good or Outstanding
Ashford	PRI	25	4	19	2	0	23	92.0	17	0	17	0	0	17	100.0
Canterbury	PRI	22	7	14	1	0	21	95.5	13	3	9	0	1	12	92.3
Dartford	PRI	7	0	7	0	0	7	100.0	20	3	15	1	1	18	90.0
Dover	PRI	20	4	14	2	0	18	90.0	21	4	17	0	0	21	100.0
Folkestone and Hythe	PRI	23	6	16	1	0	22	95.7	12	1	9	2	0	10	83.3
Gravesham	PRI	10	2	8	0	0	10	100.0	17	1	14	2	0	15	88.2
Maidstone	PRI	32	4	26	2	0	30	93.8	16	5	8	3	0	13	81.3
Sevenoaks	PRI	32	2	27	3	0	29	90.6	10	4	4	1	1	8	80.0
Swale	PRI	16	4	12	0	0	16	100.0	32	6	21	3	2	27	84.4
Thanet	PRI	17	3	14	0	0	17	100.0	14	3	11	0	0	14	100.0
Tonbridge and Malling	PRI	31	8	22	1	0	30	96.8	14	1	10	1	2	11	78.6
Tunbridge Wells	PRI	25	6	19	0	0	25	100.0	7	0	7	0	0	7	100.0
Kent	PRI	260	50	198	12	0	248	95.4	193	31	142	13	7	173	89.6

Ashford	PRU	0	0	0	0	0	0	0.0							
Canterbury	PRU	0	0	0	0	0	0	0.0							
Dartford	PRU	0	0	0	0	0	0	0.0							
Dover	PRU	0	0	0	0	0	0	0.0							
Folkestone and Hythe	PRU	1	0	1	0	0	1	100.0							
Gravesham	PRU	0	0	0	0	0	0	0.0	1	0	0	1	0	0	0.0
Maidstone	PRU	1	0	1	0	0	1	100.0							
Sevenoaks	PRU	0	0	0	0	0	0	0.0							
Swale	PRU	0	0	0	0	0	0	0.0							
Thanet	PRU	1	0	1	0	0	1	100.0							
Tonbridge and Malling	PRU	1	0	0	1	0	0	0.0							
Tunbridge Wells	PRU	1	1	0	0	0	1	100.0							
Kent	SEC	5	1	3	1	0	4	80.0	1	0	0	1	0	0	0.0

Kent LA Ofsted Inspection Results - Overall Effectiveness by District and Phase

District	Type	Ofsted Inspection Results - Overall Effectiveness - June 2022								Ofsted Inspection Results - Overall Effectiveness - June 2022							
		Maintained Schools								Academies							
		Total Inspected	Outstanding	Good	Requires Improvement	Inadequate	Total Good or Outstanding	% Good or Outstanding	Total Inspected	Outstanding	Good	Requires Improvement	Inadequate	Total Good or Outstanding	% Good or Outstanding		
Ashford	SEC	0	0	0	0	0	0	0.0	7	1	5	1	0	6	85.7		
Canterbury	SEC	3	1	1	1	0	2	66.7	6	0	6	0	0	6	100.0		
Dartford	SEC	1	0	1	0	0	1	100.0	9	3	6	0	0	9	100.0		
Dover	SEC	2	1	1	0	0	2	100.0	7	1	2	4	0	3	42.9		
Folkestone and Hythe	SEC	0	0	0	0	0	0	0.0	5	2	3	0	0	5	100.0		
Gravesham	SEC	4	0	4	0	0	4	100.0	4	3	1	0	0	4	100.0		
Maidstone	SEC	2	1	1	0	0	2	100.0	9	1	8	0	0	9	100.0		
Sevenoaks	SEC	0	0	0	0	0	0	0.0	3	0	3	0	0	3	100.0		
Swale	SEC	0	0	0	0	0	0	0.0	8	2	5	1	0	7	87.5		
Thanet	SEC	2	0	1	1	0	1	50.0	6	1	4	1	0	5	83.3		
Tonbridge and Malling	SEC	5	1	2	2	0	3	60.0	6	2	4	0	0	6	100.0		
Tunbridge Wells	SEC	2	1	1	0	0	2	100.0	7	3	3	1	0	6	85.7		
Kent	SEC	21	5	12	4	0	17	81.0	77	19	50	8	0	69	89.6		

Ashford	SPE	2	1	1	0	0	2	100.0	0	0	0	0	0	0	0.0
Canterbury	SPE	2	2	0	0	0	2	100.0	0	0	0	0	0	0	0.0
Dartford	SPE	1	0	1	0	0	1	100.0	0	0	0	0	0	0	0.0
Dover	SPE	2	0	2	0	0	2	100.0	0	0	0	0	0	0	0.0
Folkestone and Hythe	SPE	1	1	0	0	0	1	100.0	0	0	0	0	0	0	0.0
Gravesham	SPE	1	1	0	0	0	1	100.0	0	0	0	0	0	0	0.0
Maidstone	SPE	2	2	0	0	0	2	100.0	0	0	0	0	0	0	0.0
Sevenoaks	SPE	1	0	1	0	0	1	100.0	1	1	0	0	0	1	100.0
Swale	SPE	1	1	0	0	0	1	100.0	0	0	0	0	0	0	0.0
Thanet	SPE	4	0	4	0	0	4	100.0	0	0	0	0	0	0	0.0
Tonbridge and Malling	SPE	2	0	1	1	0	1	50.0	0	0	0	0	0	0	0.0
Tunbridge Wells	SPE	2	0	2	0	0	2	100.0	0	0	0	0	0	0	0.0
Kent	SPE	21	8	12	1	0	20	95.2	1	1	0	0	0	1	100.0

Ashford	ALL	27	5	20	2	0	25	92.6	24	1	22	1	0	23	95.8
Canterbury	ALL	25	8	15	2	0	23	92.0	19	3	15	0	1	18	94.7
Dartford	ALL	9	0	9	0	0	9	100.0	29	6	21	1	1	27	93.1
Dover	ALL	24	5	17	2	0	22	91.7	28	5	19	4	0	24	85.7
Folkestone and Hythe	ALL	25	7	17	1	0	24	96.0	17	3	12	2	0	15	88.2
Gravesham	ALL	15	3	12	0	0	15	100.0	22	4	15	3	0	19	86.4
Maidstone	ALL	37	7	28	2	0	35	94.6	25	6	16	3	0	22	88.0
Sevenoaks	ALL	33	2	28	3	0	30	90.9	14	5	7	1	1	12	85.7
Swale	ALL	17	5	12	0	0	17	100.0	40	8	26	4	2	34	85.0
Thanet	ALL	24	3	20	1	0	23	95.8	20	4	15	1	0	19	95.0
Tonbridge and Malling	ALL	39	9	25	5	0	34	87.2	20	3	14	1	2	17	85.0
Tunbridge Wells	ALL	30	8	22	0	0	30	100.0	14	3	10	1	0	13	92.9
Kent	ALL	305	62	225	18	0	287	94.1	272	51	192	22	7	243	89.3

Latest Ofsted Inspections as at 30th June 2022

District	DfE	School Name	School Type	School Sub Type	Status	Academy_Non Academy	Diocese	SEN Unit	Short Inspection - Most Recent Date	Short Inspection - Most Recent Overall Outcome	Full Inspection - Most Recent Date	Full Inspection - Most Recent Overall Effectiveness	Full Inspection - Most Recent Category of Concern	Full Inspection - Most Recent Quality of Education	Full Inspection - Most Recent Behaviour and Attitudes	Full Inspection - Most Recent Personal Development	Full Inspection - Most Recent Effectiveness of leadership and management
Ashford	2270	Aldington Primary School	PRI	PRI	Foundation	Non Academy			26/06/18	2	20/11/13	2		9	9	9	2
Ashford	3909	Ashford Oaks Community Primary School	PRI	PRI	Community	Non Academy		Yes	31/10/17		08/05/13	2		9	9	9	2
Ashford	3340	Ashford, St Mary's Church of England Primary School	PRI	PRI	Voluntary Aided	Non Academy	Diocese of Canterbury		29/01/20	2	23/06/16	2		9	9	9	2
Ashford	2060	Beaver Green Primary School	PRI	ACA PRI	Academy	Academy					27/09/17	2		9	9	9	2
Ashford	2278	Bethersden Primary School	PRI	PRI	Community	Non Academy			23/01/18	2	06/03/14	2		9	9	9	2
Ashford	3136	Brabourne Church of England Primary School	PRI	PRI	Voluntary Controlled	Non Academy	Diocese of Canterbury		19/06/18	2	10/10/13	2		9	9	9	2
Ashford	2279	Brook Community Primary School	PRI	PRI	Foundation	Non Academy					01/10/19	3		3	2	2	2
Ashford	2280	Challock Primary School	PRI	PRI	Foundation	Non Academy					13/09/11	1		9	9	9	1
Ashford	3343	Charing Church of England Primary School	PRI	ACA PRI	Academy	Academy	Diocese of Canterbury		20/10/21	2	27/11/12	2		9	9	9	2
Ashford	3138	Chilham, St Mary's Church of England Primary School	PRI	PRI	Voluntary Controlled	Non Academy	Diocese of Canterbury		02/02/22	2	24/01/13	2		9	9	9	2
Ashford	2574	Downs View Infant School	PRI	INF	Community	Non Academy					09/06/11	1		9	9	9	1
Ashford	2272	East Stour Primary School	PRI	ACA PRI	Academy	Academy			23/05/19	2	01/07/15	2		9	9	9	2
Ashford	3199	Egerton Church of England Primary School	PRI	PRI	Voluntary Controlled	Non Academy	Diocese of Canterbury		18/04/18	2	22/05/14	2		9	9	9	2
Ashford	2061	Finberry Primary School	PRI	ACA PRI	Academy	Academy		Yes			26/09/18	2		9	9	9	2
Ashford	2686	Furley Park Primary Academy	PRI	ACA PRI	Academy	Academy			20/09/16		11/11/10	2		9	9	9	1
Ashford	3920	Goat Lees Primary School	PRI	PRI	Foundation	Non Academy			22/01/20	2	09/06/16	2		9	9	9	1
Ashford	2625	Godinton Primary School	PRI	ACA PRI	Academy	Academy			27/03/18	2	22/05/14	2		9	9	9	2
Ashford	7041	Goldwyn School	SPE	SEMH	Foundation	Non Academy			07/12/17		11/06/14	1		9	9	9	1
Ashford	2282	Great Chart Primary School	PRI	PRI	Community	Non Academy			08/12/21		15/03/16	1		9	9	9	1
Ashford	2286	Hamstreet Primary Academy	PRI	ACA PRI	Academy	Academy			23/02/22	2	02/05/13	2		9	9	9	2
Ashford	3139	High Halden Church of England Primary School	PRI	PRI	Voluntary Controlled	Non Academy	Diocese of Canterbury		24/02/22	2	16/01/13	2		9	9	9	2
Ashford	4092	Highworth Grammar School	SEC	ACA GRA	Academy	Academy					13/06/13	1		9	9	9	1
Ashford	5408	Homewood School and Sixth Form Centre	SEC	ACA WID	Academy	Academy					24/09/19	3		3	2	2	2
Ashford	3134	John Mayne Church of England Primary School, Biddende	PRI	PRI	Voluntary Controlled	Non Academy	Diocese of Canterbury				23/01/18	2		9	9	9	2
Ashford	2052	Kennington Church of England Academy	PRI	ACA JUN	Academy	Academy	Diocese of Canterbury				11/10/17	2		9	9	9	2
Ashford	3140	Kingsnorth Church of England Primary School	PRI	ACA PRI	Academy	Academy	Diocese of Canterbury		09/10/18	2	27/09/12	2		9	9	9	2
Ashford	3284	Lady Joanna Thornhill Endowed Primary School	PRI	PRI	Voluntary Controlled	Non Academy					04/02/15	1		9	9	9	1
Ashford	2285	Mersham Primary School	PRI	PRI	Foundation	Non Academy			23/02/22	2	18/06/12	2		9	9	9	2
Ashford	3893	Phoenix Community Primary School	PRI	PRI	Foundation	Non Academy			13/12/16		10/07/12	2		9	9	9	2
Ashford	3142	Pluckley Church of England Primary School	PRI	ACA PRI	Academy	Academy	Diocese of Canterbury		06/06/19	2	24/06/15	2		9	9	9	2
Ashford	2002	Repton Manor Primary School	PRI	PRI	Foundation	Non Academy			16/03/18	2	11/12/13	2		9	9	9	2
Ashford	2287	Rolvenden Primary School	PRI	ACA PRI	Academy	Academy			07/03/17		27/11/12	2		9	9	9	2
Ashford	2288	Smeden Primary School	PRI	ACA PRI	Academy	Academy			05/12/17		14/03/13	2		9	9	9	1
Ashford	2289	Smeeth Community Primary School	PRI	PRI	Foundation	Non Academy					18/09/19	3		3	2	2	2
Ashford	3143	St Michael's Church of England Primary School	PRI	ACA PRI	Academy	Academy	Diocese of Canterbury				11/12/18	2		9	9	9	2
Ashford	3743	St Simon of England Roman Catholic Primary School, Ash	PRI	ACA PRI	Academy	Academy	Archdiocese of Southwark		12/07/17		22/03/12	2		9	9	9	2
Ashford	3716	St Teresa's Catholic Primary School	PRI	ACA PRI	Academy	Academy	Archdiocese of Southwark		16/01/20	2	15/10/13	2		9	9	9	2
Ashford	3144	Tenterden Church of England Junior School	PRI	ACA JUN	Academy	Academy	Diocese of Canterbury		11/12/18	2	10/01/13	2		9	9	9	2
Ashford	2290	Tenterden Infant School	PRI	ACA INF	Academy	Academy			05/02/19	2	08/02/12	2		9	9	9	2
Ashford	6919	The John Wallis Church of England Academy	SEC	ACA HIG	Academy	Academy	Diocese of Canterbury		11/09/18	2	09/01/14	2		9	9	9	2
Ashford	3299	The John Wesley Church of England Methodist Voluntary	PRI	PRI	Voluntary Aided	Non Academy	Diocese of Canterbury	Yes	11/11/21	2	12/01/12	2		9	9	9	2
Ashford	4246	The North School	SEC	ACA HIG	Academy	Academy		Yes			26/09/17	2		9	9	9	2
Ashford	4528	The Norton Knatchbull School	SEC	ACA GRA	Academy	Academy			21/03/17		28/11/12	2		9	9	9	2
Ashford	7069	The Wyvern School (Buxford)	SPE	C&L	Foundation	Non Academy			12/09/17		26/09/12	2		9	9	9	2
Ashford	4196	Towers School and Sixth Form Centre	SEC	ACA HIG	Academy	Academy					22/01/19	2		9	9	9	2
Ashford	2275	Victoria Road Primary School	PRI	PRI	Community	Non Academy			15/01/19	2	17/09/14	2		9	9	9	2
Ashford	2276	Willesborough Infant School	PRI	INF	Foundation	Non Academy			02/05/19	2	29/04/15	2		9	9	9	2
Ashford	5226	Willesborough Junior School	PRI	JUN	Foundation	Non Academy			09/01/18	2	08/05/14	2		9	9	9	2
Ashford	3346	Wittersham Church of England Primary School	PRI	PRI	Voluntary Aided	Non Academy	Diocese of Canterbury		28/01/20	2	01/03/12	2		9	9	9	2
Ashford	3145	Woodchurch Church of England Primary School	PRI	PRI	Voluntary Controlled	Non Academy	Diocese of Canterbury		22/02/18	2	14/03/13	2		9	9	9	2
Ashford	4007	Wye School	SEC	FRE SEC	Free	Academy			11/12/18	2	02/06/15	2		9	9	9	2

Latest Ofsted Inspections as at 30th June 2022

District	DfE	School Name	School Type	School Sub Type	Status	Academy_Non Academy	Diocese	SEN Unit	Short Inspection - Most Recent Date	Short Inspection - Most Recent Overall Outcome	Full Inspection - Most Recent Date	Full Inspection - Most Recent Overall Effectiveness	Full Inspection - Most Recent Category of Concern	Full Inspection - Most Recent Quality of Education	Full Inspection - Most Recent Behaviour and Attitudes	Full Inspection - Most Recent Personal Development	Full Inspection - Most Recent Effectiveness of leadership and management
Canterbury	3119	Adisham Church of England Primary School	PRI	ACA PRI	Academy	Academy	Diocese of Canterbury		05/07/17		04/07/17	1		9	9	9	1
Canterbury	3120	Barham Church of England Primary School	PRI	PRI	Voluntary Controlled	Non Academy	Diocese of Canterbury		09/10/19	2	29/03/11	2		9	9	9	2
Canterbury	5444	Barton Court Grammar School	SEC	ACA GRA	Academy	Academy					11/02/20	2		2	1	1	1
Canterbury	2258	Blean Primary School	PRI	PRI	Community	Non Academy			09/03/22	1	01/03/16	1		9	9	9	1
Canterbury	2569	Briary Primary School	PRI	ACA PRI	Academy	Academy					30/01/18	2		9	9	9	2
Canterbury	3122	Bridge and Patribourne Church of England Primary School	PRI	PRI	Voluntary Controlled	Non Academy	Diocese of Canterbury		22/03/18	2	12/06/14	2		9	9	9	2
Canterbury	2259	Chartham Primary School	PRI	ACA PRI	Academy	Academy			07/11/19	2	27/01/16	2		9	9	9	2
Canterbury	3123	Chislet Church of England Primary School	PRI	PRI	Voluntary Controlled	Non Academy	Diocese of Canterbury		19/04/17		06/03/13	2		9	9	9	2
Canterbury	2264	Hampton Primary School	PRI	ACA PRI	Academy	Academy					10/03/20	2		2	2	1	2
Canterbury	5448	Herne Bay High School	SEC	ACA HIG	Academy	Academy					23/01/18	2		9	9	9	2
Canterbury	2263	Herne Bay Infant School	PRI	INF	Community	Non Academy			04/12/19	2	20/04/16	2		9	9	9	2
Canterbury	5206	Herne Bay Junior School	PRI	JUN	Foundation	Non Academy			29/01/20	2	08/06/16	2		9	9	9	1
Canterbury	3295	Herne Church of England Infant and Nursery School	PRI	INF	Voluntary Controlled	Non Academy	Diocese of Canterbury				28/09/21	1		1	1	1	1
Canterbury	3338	Herne Church of England Junior School	PRI	JUN	Voluntary Aided	Non Academy	Diocese of Canterbury				22/03/16	1		9	9	9	1
Canterbury	2265	Hoath Primary School	PRI	PRI	Community	Non Academy			18/01/22	2	23/05/13	2		9	9	9	2
Canterbury	3910	Joy Lane Primary Foundation School	PRI	PRI	Foundation	Non Academy		Yes	19/10/18	2	06/02/14	2		9	9	9	2
Canterbury	3126	Littlebourne Church of England Primary School	PRI	PRI	Voluntary Controlled	Non Academy	Diocese of Canterbury				22/05/19	2		9	9	9	2
Canterbury	2607	Parkside Community Primary School	PRI	PRI	Community	Non Academy					05/06/19	3		9	9	9	3
Canterbury	2026	Petham Primary School	PRI	ACA PRI	Academy	Academy			05/07/19	2	07/05/15	2		9	9	9	2
Canterbury	2098	Pilgrims' Way Primary School	PRI	ACA PRI	Academy	Academy					13/09/17	4	SWK	9	9	9	4
Canterbury	2048	Reculver Church of England Primary School	PRI	ACA PRI	Academy	Academy	Diocese of Canterbury	Yes			03/07/18	1		9	9	9	1
Canterbury	4534	Simon Langton Girls' Grammar School	SEC	GRA	Voluntary Controlled	Non Academy			17/04/18	2	03/07/14	2		9	9	9	2
Canterbury	5412	Simon Langton Grammar School for Boys	SEC	GRA	Foundation	Non Academy		Yes			13/11/13	1		9	9	9	1
Canterbury	6911	Spires Academy	SEC	ACA HIG	Academy	Academy					17/05/17	2		9	9	9	2
Canterbury	3129	St Alphege Church of England Infant School	PRI	INF	Voluntary Controlled	Non Academy	Diocese of Canterbury				21/11/17	2		9	9	9	2
Canterbury	5446	St Anselm's Catholic School, Canterbury	SEC	ACA WID	Academy	Academy	Archdiocese of Southwark	Yes	29/03/17		05/02/14	2		9	9	9	2
Canterbury	2000	St Johns Church of England Primary School	PRI	PRI	Voluntary Controlled	Non Academy	Diocese of Canterbury				18/09/18	2		9	9	9	2
Canterbury	3715	St Mary's Catholic Primary School, Whitstable	PRI	ACA PRI	Academy	Academy	Archdiocese of Southwark		25/04/18	2	07/05/15	2		9	9	9	2
Canterbury	7063	St Nicholas' School	SPE	C&L	Community	Non Academy			12/07/18	2	19/03/14	2		9	9	9	2
Canterbury	3289	St Peter's Methodist Primary School	PRI	PRI	Voluntary Controlled	Non Academy			12/12/18	2	26/03/15	2		9	9	9	2
Canterbury	2611	St Stephen's Infant School	PRI	ACA INF	Academy	Academy			02/10/19	2	23/06/11	2		9	9	9	2
Canterbury	2608	St Stephen's Junior School	PRI	ACA JUN	Academy	Academy			14/11/17		16/05/13	2		9	9	9	2
Canterbury	3749	St Thomas' Catholic Primary School, Canterbury	PRI	PRI	Voluntary Aided	Non Academy	Archdiocese of Southwark		15/09/21		13/01/16	1		9	9	9	1
Canterbury	3128	Sturry Church of England Primary School	PRI	ACA PRI	Academy	Academy	Diocese of Canterbury				27/01/15	1		9	9	9	1
Canterbury	2643	Swalecliffe Community Primary School	PRI	PRI	Foundation	Non Academy			31/01/18	2	27/06/13	2		9	9	9	2
Canterbury	5426	The Archbishop's School	SEC	WID	Foundation	Non Academy	Diocese of Canterbury	Yes			04/02/20	3		3	3	3	3
Canterbury	5421	The Canterbury Academy	SEC	ACA HIG	Academy	Academy		Yes			11/10/17	2		9	9	9	2
Canterbury	2654	The Canterbury Primary School	PRI	ACA PRI	Academy	Academy		Yes	23/05/17		23/05/12	2		9	9	9	2
Canterbury	7062	The Orchard School	SPE	SEMH	Foundation	Non Academy			07/10/21	2	12/07/16	2		9	9	9	2
Canterbury	4091	The Whitstable School	SEC	ACA HIG	Academy	Academy					20/02/18	2		9	9	9	2
Canterbury	2013	Water Meadows Primary School	PRI	ACA PRI	Academy	Academy					19/03/19	2		9	9	9	1
Canterbury	2268	Westmeads Community Infant School	PRI	INF	Community	Non Academy					10/10/07	1		9	9	9	1
Canterbury	3339	Whitstable and Seasalter Endowed Church of England Junior School	PRI	JUN	Voluntary Aided	Non Academy	Diocese of Canterbury		25/01/17		24/01/17	1		9	9	9	1
Canterbury	2269	Whitstable Junior School	PRI	JUN	Foundation	Non Academy			18/06/19	2	23/04/15	2		9	9	9	2
Canterbury	3130	Wickhambreaux Church of England Primary School	PRI	PRI	Voluntary Controlled	Non Academy	Diocese of Canterbury				25/02/15	1		9	9	9	1
Canterbury	5221	Wincheap Foundation Primary School	PRI	PRI	Foundation	Non Academy		Yes	09/12/21	2	21/05/12	2		9	9	9	2

Latest Ofsted Inspections as at 30th June 2022

District	DfE	School Name	School Type	School Sub Type	Status	Academy_Non Academy	Diocese	SEN Unit	Short Inspection - Most Recent Date	Short Inspection - Most Recent Overall Outcome	Full Inspection - Most Recent Date	Full Inspection - Most Recent Overall Effectiveness	Full Inspection - Most Recent Category of Concern	Full Inspection - Most Recent Quality of Education	Full Inspection - Most Recent Behaviour and Attitudes	Full Inspection - Most Recent Personal Development	Full Inspection - Most Recent Effectiveness of leadership and management
Dartford	2120	Bean Primary School	PRI	PRI	Community	Non Academy					05/11/19	2		2	2	2	2
Dartford	2076	Cherry Orchard Primary Academy	PRI	ACA PRI	Academy	Academy		Yes			09/11/21	1		1	1	1	1
Dartford	2117	Dartford Bridge Community Primary School	PRI	ACA PRI	Academy	Academy					29/01/19	4	SM	9	9	9	4
Dartford	5406	Dartford Grammar School	SEC	ACA GRA	Academy	Academy					21/05/08	1		9	9	9	1
Dartford	5411	Dartford Grammar School for Girls	SEC	ACA GRA	Academy	Academy			20/10/21	1	21/06/16	1		9	9	9	1
Dartford	2069	Dartford Primary Academy	PRI	ACA PRI	Academy	Academy					23/01/18	2		9	9	9	2
Dartford	4026	Dartford Science & Technology College	SEC	HIG	Foundation	Non Academy			16/03/22	2	07/03/17	2		9	9	9	2
Dartford	5229	Fleetdown Primary Academy	PRI	ACA PRI	Academy	Academy		Yes			25/09/14	1		9	9	9	1
Dartford	2062	Greenlands Primary School	PRI	ACA PRI	Academy	Academy					10/06/15	2		9	9	9	2
Dartford	5213	Holy Trinity Church of England Primary School, Dartford	PRI	PRI	Voluntary Aided	Non Academy	Diocese of Rochester				20/09/17	2		9	9	9	2
Dartford	2500	Joydens Wood Infant School	PRI	ACA INF	Academy	Academy			10/05/18	2	05/06/14	2		9	9	9	2
Dartford	2438	Joydens Wood Junior School	PRI	ACA JUN	Academy	Academy			20/03/19	2	04/03/15	2		9	9	9	2
Dartford	2092	Knockhall Primary School	PRI	ACA PRI	Academy	Academy					18/09/19	3		3	3	2	2
Dartford	3296	Langafel Church of England Voluntary Controlled Primary	PRI	PRI	Voluntary Controlled	Non Academy	Diocese of Rochester	Yes	03/10/18	2	05/03/15	2		9	9	9	2
Dartford	6914	Longfield Academy	SEC	ACA WID	Academy	Academy		Yes			17/04/18	2		9	9	9	2
Dartford	3915	Manor Community Primary School	PRI	ACA PRI	Academy	Academy			31/10/18	2	07/11/13	2		9	9	9	1
Dartford	2066	Maypole Primary School	PRI	PRI	Community	Non Academy			12/06/18	2	03/10/13	2		9	9	9	2
Dartford	3914	Oakfield Primary Academy	PRI	ACA PRI	Academy	Academy		Yes			05/10/21	2		2	2	2	2
Dartford	3733	Our Lady's Catholic Primary School, Dartford	PRI	PRI	Voluntary Aided	Non Academy	Archdiocese of Southwark		12/02/20	2	23/02/12	2		9	9	9	2
Dartford	7044	Rowhill School	SPE	SEMH	Community	Non Academy			18/11/21	2	22/06/16	2		9	9	9	2
Dartford	3020	Sedley's Church of England Primary School	PRI	ACA PRI	Academy	Academy	Diocese of Rochester		03/11/21	2	26/09/11	2		9	9	9	2
Dartford	3728	St Anselm's Catholic Primary School	PRI	PRI	Voluntary Aided	Non Academy	Archdiocese of Southwark		19/06/19	2	14/03/11	2		9	9	9	2
Dartford	3021	Stone St Mary's CofE Primary School	PRI	ACA PRI	Academy	Academy	Diocese of Rochester		05/02/20	2	07/05/14	2		9	9	9	2
Dartford	5204	Sutton-At-Hone Church of England Primary School	PRI	ACA PRI	Academy	Academy	Diocese of Rochester		04/03/20	2	17/01/13	2		9	9	9	2
Dartford	2657	Temple Hill Primary Academy	PRI	ACA PRI	Academy	Academy		Yes			25/06/19	2		9	9	9	2
Dartford	2679	The Brent Primary School	PRI	ACA PRI	Academy	Academy					07/03/17	1		9	9	9	1
Dartford	2689	The Craylands School	PRI	PRI	Community	Non Academy			25/09/19	2	11/02/16	2		9	9	9	2
Dartford	4001	The Ebbsfleet Academy	SEC	ACA HIG	Academy	Academy					01/10/19	2		2	2	2	2
Dartford	2685	The Gateway Primary Academy	PRI	ACA PRI	Academy	Academy			17/01/17		11/09/12	2		9	9	9	2
Dartford	6910	The Leigh Academy	SEC	ACA WID	Academy	Academy		Yes			15/11/17	2		9	9	9	2
Dartford	4012	The Leigh UTC	SEC	FRE UTC	Free	Academy					01/02/17	2		9	9	9	1
Dartford	2684	Wentworth Primary School	PRI	ACA PRI	Academy	Academy			07/11/17		31/01/13	2		9	9	9	2
Dartford	2676	West Hill Primary Academy	PRI	ACA PRI	Academy	Academy			01/10/21	2	05/03/13	2		9	9	9	2
Dartford	2077	Westgate Primary School	PRI	ACA PRI	Academy	Academy					05/03/19	2		9	9	9	2
Dartford	6920	Wilmington Academy	SEC	ACA HIG	Academy	Academy		Yes	25/02/22	2	21/05/13	2		9	9	9	1
Dartford	5403	Wilmington Grammar School for Boys	SEC	ACA GRA	Academy	Academy			07/11/17		05/03/13	2		9	9	9	2
Dartford	5400	Wilmington Grammar School for Girls	SEC	ACA GRA	Academy	Academy			06/10/21		03/11/15	1		9	9	9	1
Dartford	5219	Wilmington Primary School	PRI	ACA PRI	Academy	Academy					19/06/19	2		9	9	9	2

Latest Ofsted Inspections as at 30th June 2022

District	DfE	School Name	School Type	School Sub Type	Status	Academy_Non Academy	Diocese	SEN Unit	Short Inspection - Most Recent Date	Short Inspection - Most Recent Overall Outcome	Full Inspection - Most Recent Date	Full Inspection - Most Recent Overall Effectiveness	Full Inspection - Most Recent Category of Concern	Full Inspection - Most Recent Quality of Education	Full Inspection - Most Recent Behaviour and Attitudes	Full Inspection - Most Recent Personal Development	Full Inspection - Most Recent Effectiveness of leadership and management
Dover	3351	Ash Cartwright and Kelsey Church of England Primary School	PRI	PRI	Voluntary Aided	Non Academy	Diocese of Canterbury				24/09/19	2		2	2	2	2
Dover	4113	Astor Secondary School	SEC	ACA HIG	Academy	Academy					28/01/20	3		3	2	2	2
Dover	2454	Aycliffe Community Primary School	PRI	PRI	Community	Non Academy			18/05/17		06/06/13	2		9	9	9	2
Dover	2648	Aylesham Primary School	PRI	PRI	Community	Non Academy					05/12/17	2		9	9	9	2
Dover	2310	Barton Junior School	PRI	ACA JUN	Academy	Academy			05/12/18	2	08/10/14	2		9	9	9	2
Dover	2559	Capel-le-Ferne Primary School	PRI	PRI	Community	Non Academy					29/03/22	2		2	2	2	2
Dover	2058	Charlton Church of England Primary School	PRI	ACA PRI	Academy	Academy	Diocese of Canterbury				20/02/18	2		9	9	9	2
Dover	3353	Deal Parochial Church of England Primary School	PRI	ACA PRI	Academy	Academy	Diocese of Canterbury		01/03/17		08/05/13	2		9	9	9	1
Dover	6917	Dover Christ Church Academy	SEC	ACA HIG	Academy	Academy		Yes			12/03/19	3		9	9	9	2
Dover	5459	Dover Grammar School for Boys	SEC	GRA	Foundation	Non Academy			16/10/19	2	02/02/16	2		9	9	9	2
Dover	4109	Dover Grammar School for Girls	SEC	GRA	Community	Non Academy					14/11/13	1		9	9	9	1
Dover	3356	Dover, St Mary's Church of England Primary School	PRI	PRI	Voluntary Aided	Non Academy	Diocese of Canterbury		21/03/17		06/12/12	2		9	9	9	2
Dover	6918	Duke of York's Royal Military School	SEC	ACA WID	Academy	Academy			26/04/18	2	30/04/14	2		9	9	9	2
Dover	3167	Eastry Church of England Primary School	PRI	PRI	Voluntary Controlled	Non Academy	Diocese of Canterbury				16/10/19	3		3	3	2	2
Dover	7045	Elms School	SPE	SEMH	Foundation	Non Academy			19/10/17		18/10/17	2		9	9	9	2
Dover	2320	Eythorne Elvington Community Primary School	PRI	PRI	Community	Non Academy			02/05/19	2	11/06/15	2		9	9	9	2
Dover	3168	Goodnestone Church of England Primary School	PRI	PRI	Voluntary Controlled	Non Academy	Diocese of Canterbury				16/01/19	2		9	9	9	2
Dover	4023	Goodwin Academy	SEC	ACA HIG	Academy	Academy		Yes			10/02/16	3		9	9	9	3
Dover	3916	Green Park Community Primary School	PRI	PRI	Community	Non Academy			01/02/17		31/01/17	1		9	9	9	1
Dover	3169	Guston Church of England Primary School	PRI	PRI	Voluntary Controlled	Non Academy	Diocese of Canterbury		21/10/21	2	29/02/12	2		9	9	9	2
Dover	3911	Hornbeam Primary School	PRI	ACA PRI	Academy	Academy			18/07/18	2	27/03/14	2		9	9	9	2
Dover	3173	Kingsdown and Ringwoud Church of England Primary School	PRI	ACA PRI	Academy	Academy	Diocese of Canterbury		15/09/21		21/01/16	1		9	9	9	1
Dover	2318	Langdon Primary School	PRI	PRI	Community	Non Academy			28/01/20	2	06/07/16	2		9	9	9	2
Dover	2321	Lydden Primary School	PRI	PRI	Community	Non Academy			05/02/19	2	12/02/15	2		9	9	9	2
Dover	3171	Nonington Church of England Primary School	PRI	PRI	Voluntary Controlled	Non Academy	Diocese of Canterbury				20/04/22	3		3	2	2	2
Dover	3172	Northbourne Church of England Primary School	PRI	ACA PRI	Academy	Academy	Diocese of Canterbury		14/09/16		25/01/12	2		9	9	9	2
Dover	7067	Portal House School	SPE	SEMH	Community	Non Academy			15/05/19	2	04/06/15	2		9	9	9	2
Dover	2322	Preston Primary School	PRI	PRI	Community	Non Academy			22/05/18	2	16/07/13	2		9	9	9	2
Dover	2309	Priory Fields School	PRI	ACA PRI	Academy	Academy			20/11/18	2	20/06/13	2		9	9	9	2
Dover	2312	River Primary School	PRI	PRI	Community	Non Academy		Yes			28/11/13	1		9	9	9	1
Dover	2659	Sandown School	PRI	ACA PRI	Academy	Academy			21/11/17		13/03/13	2		9	9	9	2
Dover	2626	Sandwich Infant School	PRI	ACA INF	Academy	Academy			28/02/17		24/04/13	2		9	9	9	2
Dover	2627	Sandwich Junior School	PRI	JUN	Community	Non Academy			24/03/22	1	21/06/16	1		9	9	9	1
Dover	5463	Sandwich Technology School	SEC	ACA HIG	Academy	Academy					01/05/19	2		9	9	9	2
Dover	2316	Shatterlocks Infant and Nursery School	PRI	ACA INF	Academy	Academy					15/05/19	1		9	9	9	1
Dover	3358	Sholden Church of England Primary School	PRI	ACA PRI	Academy	Academy	Diocese of Canterbury				08/07/15	2		9	9	9	2
Dover	3175	Sibbertswold Church of England Primary School at Shephe	PRI	PRI	Voluntary Controlled	Non Academy	Diocese of Canterbury				19/10/21	2		2	2	2	2
Dover	5428	Sir Roger Manwood's School	SEC	ACA GRA	Academy	Academy					25/04/12	1		9	9	9	1
Dover	4013	St Edmund's Catholic School	SEC	ACA WID	Academy	Academy	Archdiocese of Southwark				02/04/19	3		9	9	9	2
Dover	3719	St Joseph's Catholic Primary School, Aylesham	PRI	ACA PRI	Academy	Academy	Archdiocese of Southwark		02/11/21	2	19/10/10	2		9	9	9	2
Dover	2532	St Margaret's-at-Cliffe Primary School	PRI	PRI	Community	Non Academy					02/07/15	1		9	9	9	1
Dover	2313	St Martin's School	PRI	ACA PRI	Academy	Academy			13/09/18	2	27/03/14	2		9	9	9	2
Dover	3720	St Mary's Catholic Primary School	PRI	ACA PRI	Academy	Academy	Archdiocese of Southwark		20/04/17		09/05/13	2		9	9	9	2
Dover	3740	St Richard's Catholic Primary School	PRI	ACA PRI	Academy	Academy	Archdiocese of Southwark		13/09/17		20/05/14	2		9	9	9	2
Dover	2023	Temple Ewell Church of England Primary School	PRI	ACA PRI	Academy	Academy	Diocese of Canterbury				07/02/17	1		9	9	9	1
Dover	3163	The Downs Church of England Primary School	PRI	ACA PRI	Academy	Academy	Diocese of Canterbury		13/12/16		05/10/11	2		9	9	9	2
Dover	2531	Vale View Community School	PRI	ACA PRI	Academy	Academy					26/04/22	2		2	2	2	2
Dover	2307	Warden House Primary School	PRI	ACA PRI	Academy	Academy					02/12/14	1		9	9	9	1
Dover	2315	White Cliffs Primary School	PRI	ACA PRI	Academy	Academy					08/01/19	2		9	9	9	2
Dover	2471	Whitfield Aspen School	PRI	PRI	Community	Non Academy		Yes	12/09/19	2	25/06/12	2		9	9	9	2
Dover	2326	Wingham Primary School	PRI	PRI	Community	Non Academy			17/11/21	2	28/02/12	2		9	9	9	2
Dover	2327	Worth Primary School	PRI	ACA PRI	Academy	Academy			22/06/17		04/10/12	2		9	9	9	2

Latest Ofsted Inspections as at 30th June 2022

District	DfE	School Name	School Type	School Sub Type	Status	Academy_Non Academy	Diocese	SEN Unit	Short Inspection - Most Recent Date	Short Inspection - Most Recent Overall Outcome	Full Inspection - Most Recent Date	Full Inspection - Most Recent Overall Effectiveness	Full Inspection - Most Recent Category of Concern	Full Inspection - Most Recent Quality of Education	Full Inspection - Most Recent Behaviour and Attitudes	Full Inspection - Most Recent Personal Development	Full Inspection - Most Recent Effectiveness of leadership and management
Folkestone and Hythe	5224	All Soul's Church of England Primary School	PRI	ACA PRI	Academy	Academy	Diocese of Canterbury		08/03/17		14/03/13	2		9	9	9	2
Folkestone and Hythe	1124	Birchwood	PRU	PRU	Community	Non Academy					05/02/19	2		9	9	9	2
Folkestone and Hythe	3146	Bodsham Church of England Primary School	PRI	PRI	Voluntary Controlled	Non Academy	Diocese of Canterbury				01/07/08	1		9	9	9	1
Folkestone and Hythe	2081	Brenzett Church of England Primary School	PRI	ACA PRI	Academy	Academy	Diocese of Canterbury				02/07/19	2		9	9	9	1
Folkestone and Hythe	5466	Brockhill Park Performing Arts College	SEC	ACA WID	Academy	Academy					12/10/21	2		2	2	2	2
Folkestone and Hythe	3137	Brookland Church of England Primary School	PRI	PRI	Voluntary Controlled	Non Academy	Diocese of Canterbury		22/11/17		24/04/13	2		9	9	9	2
Folkestone and Hythe	3904	Castle Hill Community Primary School	PRI	PRI	Community	Non Academy		Yes			12/10/21	3		3	2	2	3
Folkestone and Hythe	2510	Cheriton Primary School	PRI	PRI	Foundation	Non Academy			30/10/19	2	27/01/11	2		9	9	9	2
Folkestone and Hythe	3148	Christ Church Cep Academy, Folkestone	PRI	ACA PRI	Academy	Academy	Diocese of Canterbury		26/06/19	2	14/10/15	2		9	9	9	2
Folkestone and Hythe	2650	Dymchurch Primary School	PRI	ACA PRI	Academy	Academy					26/04/22	3		3	2	3	3
Folkestone and Hythe	3347	Elham Church of England Primary School	PRI	PRI	Voluntary Aided	Non Academy	Diocese of Canterbury		19/04/17		24/01/13	2		9	9	9	2
Folkestone and Hythe	4020	Folkestone Academy	SEC	ACA HIG	Academy	Academy					20/04/22	2		2	2	2	1
Folkestone and Hythe	3349	Folkestone St. Mary's Church of England Primary Academy	PRI	ACA PRI	Academy	Academy	Diocese of Canterbury		20/10/21	2	21/09/16	2		9	9	9	2
Folkestone and Hythe	3149	Folkestone, St Martin's Church of England Primary School	PRI	PRI	Voluntary Controlled	Non Academy	Diocese of Canterbury				23/04/15	1		9	9	9	1
Folkestone and Hythe	3150	Folkestone, St Peter's Church of England Primary School	PRI	PRI	Voluntary Controlled	Non Academy	Diocese of Canterbury		26/06/19	2	18/11/15	2		9	9	9	2
Folkestone and Hythe	5218	Greatstone Primary School	PRI	PRI	Foundation	Non Academy			07/02/17		17/05/12	2		9	9	9	2
Folkestone and Hythe	5225	Harcourt Primary School	PRI	PRI	Foundation	Non Academy			06/10/21	2	13/03/13	2		9	9	9	2
Folkestone and Hythe	2298	Hawkinge Primary School	PRI	PRI	Foundation	Non Academy					11/06/19	1		9	9	9	1
Folkestone and Hythe	3902	Hythe Bay CofE Primary School	PRI	PRI	Voluntary Controlled	Non Academy	Diocese of Canterbury	Yes	05/12/17		23/01/13	2		9	9	9	2
Folkestone and Hythe	2059	Lydd Primary School	PRI	ACA PRI	Academy	Academy					21/03/18	2		9	9	9	2
Folkestone and Hythe	3154	Lyminge Church of England Primary School	PRI	PRI	Voluntary Controlled	Non Academy	Diocese of Canterbury				17/07/18	2		9	9	9	2
Folkestone and Hythe	3155	Lympne Church of England Primary School	PRI	PRI	Voluntary Controlled	Non Academy	Diocese of Canterbury		14/10/21	2	14/03/12	2		9	9	9	2
Folkestone and Hythe	2039	Martello Primary	PRI	ACA PRI	Academy	Academy		Yes			08/03/22	2		2	2	2	2
Folkestone and Hythe	2087	Morehall Primary School and Nursery	PRI	ACA PRI	Academy	Academy		Yes			01/10/19	2		2	2	2	2
Folkestone and Hythe	2296	Mundella Primary School	PRI	ACA PRI	Academy	Academy					26/02/20	3		3	3	2	2
Folkestone and Hythe	2524	Palmarsh Primary School	PRI	PRI	Community	Non Academy			02/10/19	2	15/03/16	2		9	9	9	2
Folkestone and Hythe	3350	Saltwood CofE Primary School	PRI	PRI	Voluntary Aided	Non Academy	Diocese of Canterbury				12/07/07	1		9	9	9	1
Folkestone and Hythe	2545	Sandgate Primary School	PRI	PRI	Community	Non Academy					15/09/21	2		2	2	2	2
Folkestone and Hythe	3153	Seabrook Church of England Primary School	PRI	PRI	Voluntary Controlled	Non Academy	Diocese of Canterbury				13/07/11	1		9	9	9	1
Folkestone and Hythe	2300	Sellindge Primary School	PRI	PRI	Community	Non Academy					10/06/09	1		9	9	9	1
Folkestone and Hythe	3160	Selsted Church of England Primary School	PRI	PRI	Voluntary Controlled	Non Academy	Diocese of Canterbury		06/06/17		08/05/13	2		9	9	9	2
Folkestone and Hythe	3718	St Augustine's Catholic Primary School	PRI	PRI	Voluntary Aided	Non Academy	Archdiocese of Southwark		28/09/18	2	12/03/15	2		9	9	9	2
Folkestone and Hythe	3348	St Eanswythe's Church of England Primary School	PRI	ACA PRI	Academy	Academy	Diocese of Canterbury				12/03/19	1		9	9	9	1
Folkestone and Hythe	2078	St Nicholas Church of England Primary Academy	PRI	ACA PRI	Academy	Academy	Diocese of Canterbury				22/05/19	2		9	9	9	2
Folkestone and Hythe	5216	Stella Maris Catholic Primary School	PRI	ACA PRI	Academy	Academy	Archdiocese of Southwark		10/10/17		05/12/13	2		9	9	9	2
Folkestone and Hythe	3158	Stelling Minnis Church of England Primary School	PRI	PRI	Voluntary Controlled	Non Academy	Diocese of Canterbury		14/03/17		13/12/12	2		9	9	9	2
Folkestone and Hythe	3159	Stowting Church of England Primary School	PRI	PRI	Voluntary Controlled	Non Academy	Diocese of Canterbury				12/11/19	2		2	1	2	2
Folkestone and Hythe	7043	The Beacon Folkestone	SPE	C&L	Foundation	Non Academy					12/02/19	1		9	9	9	1
Folkestone and Hythe	2692	The Churchill School	PRI	PRI	Foundation	Non Academy			23/05/19	2	19/05/15	2		9	9	9	2
Folkestone and Hythe	5437	The Folkestone School for Girls	SEC	ACA GRA	Academy	Academy					11/10/12	1		9	9	9	1
Folkestone and Hythe	4101	The Harvey Grammar School	SEC	ACA GRA	Academy	Academy			17/03/16		16/03/16	1		9	9	9	1
Folkestone and Hythe	6909	The Marsh Academy	SEC	ACA WID	Academy	Academy		Yes	07/02/17		30/04/13	2		9	9	9	2

Latest Ofsted Inspections as at 30th June 2022

District	DfE	School Name	School Type	School Sub Type	Status	Academy_Non Academy	Diocese	SEN Unit	Short Inspection - Most Recent Date	Short Inspection - Most Recent Overall Outcome	Full Inspection - Most Recent Date	Full Inspection - Most Recent Overall Effectiveness	Full Inspection - Most Recent Category of Concern	Full Inspection - Most Recent Quality of Education	Full Inspection - Most Recent Behaviour and Attitudes	Full Inspection - Most Recent Personal Development	Full Inspection - Most Recent Effectiveness of leadership and management
Gravesham	2095	Cecil Road Primary and Nursery School	PRI	PRI	Foundation	Non Academy			05/12/19	2	12/05/16	2		9	9	9	2
Gravesham	2019	Chantry Community Academy	PRI	ACA PRI	Academy	Academy			27/01/22	2	06/12/16	2		9	9	9	2
Gravesham	2094	Cobham Primary School	PRI	PRI	Community	Non Academy					14/11/12	1		9	9	9	1
Gravesham	2024	Copperfield Academy	PRI	ACA PRI	Academy	Academy					05/05/21	2		2	2	2	2
Gravesham	2110	Culverstone Green Primary School	PRI	ACA PRI	Academy	Academy			18/10/18	2	18/09/14	2		9	9	9	2
Gravesham	5465	Gravesend Grammar School	SEC	ACA GRA	Academy	Academy					25/06/15	1		9	9	9	1
Gravesham	2109	Higham Primary School	PRI	PRI	Community	Non Academy			06/06/18	2	03/10/13	2		9	9	9	2
Gravesham	5202	Holy Trinity Church of England Primary School	PRI	ACA PRI	Academy	Academy	Diocese of Rochester				12/09/18	2		9	9	9	2
Gravesham	7039	Ifield School	SPE	C&L	Foundation	Non Academy			01/05/18	1	04/02/14	1		9	9	9	1
Gravesham	2063	Istead Rise Primary School	PRI	ACA PRI	Academy	Academy					25/09/18	2		9	9	9	1
Gravesham	2674	King's Farm Primary School	PRI	PRI	Community	Non Academy		Yes			22/05/18	2		9	9	9	2
Gravesham	2116	Lawn Primary School	PRI	PRI	Foundation	Non Academy			14/11/17		20/03/13	2		9	9	9	2
Gravesham	5467	Mayfield Grammar School, Gravesend	SEC	ACA GRA	Academy	Academy					11/06/13	1		9	9	9	1
Gravesham	2656	Meopham Community Academy	PRI	ACA PRI	Academy	Academy			16/10/18	2	25/11/14	2		9	9	9	2
Gravesham	4004	Meopham School	SEC	ACA HIG	Academy	Academy		Yes			22/01/19	1		9	9	9	1
Gravesham	1132	North West Kent Alternative Provision Service	PRU	ACA PRU	Academy	Academy					11/12/19	3		3	2	1	2
Gravesham	1001	Northfleet Nursery School	NUR	NUR	Community	Non Academy			25/01/17		10/09/13	1		9	9	9	1
Gravesham	4040	Northfleet School for Girls	SEC	HIG	Foundation	Non Academy			02/03/22	2	26/09/12	2		9	9	9	2
Gravesham	5456	Northfleet Technology College	SEC	HIG	Foundation	Non Academy			24/01/17		24/10/12	2		9	9	9	2
Gravesham	2525	Painters Ash Primary School	PRI	PRI	Foundation	Non Academy					07/06/17	2		9	9	9	2
Gravesham	2462	Riverview Infant School	PRI	ACA INF	Academy	Academy					07/12/21	2		2	2	1	2
Gravesham	2096	Riverview Junior School	PRI	ACA JUN	Academy	Academy					08/02/22	2		2	1	1	1
Gravesham	2107	Rosherville Church of England Academy	PRI	ACA PRI	Academy	Academy	Diocese of Rochester				19/09/17	3		9	9	9	3
Gravesham	5404	Saint George's Church of England School	SEC	ACA WID	Academy	Academy	Diocese of Rochester		21/02/17		02/05/13	2		9	9	9	1
Gravesham	2431	Shears Green Junior School	PRI	JUN	Foundation	Non Academy			28/11/17		18/10/12	2		9	9	9	2
Gravesham	3019	Shorne Church of England Primary School	PRI	ACA PRI	Academy	Academy	Diocese of Rochester		03/10/17		04/10/12	2		9	9	9	2
Gravesham	2509	Singlewell Primary School	PRI	PRI	Community	Non Academy			22/11/17		18/04/13	2		9	9	9	2
Gravesham	5210	St Botolph's Church of England Primary School	PRI	ACA PRI	Academy	Academy	Diocese of Rochester				13/09/17	2		9	9	9	2
Gravesham	5461	St John's Catholic Comprehensive	SEC	WID	Voluntary Aided	Non Academy	Archdiocese of Southwark		15/05/18	2	12/11/14	2		9	9	9	2
Gravesham	3708	St John's Catholic Primary School, Gravesend	PRI	ACA PRI	Academy	Academy	Archdiocese of Southwark		17/04/18	2	15/07/14	2		9	9	9	2
Gravesham	5222	St Joseph's Catholic Primary School, Northfleet	PRI	ACA PRI	Academy	Academy	Archdiocese of Southwark				06/05/09	1		9	9	9	1
Gravesham	5407	Thamesview School	SEC	HIG	Foundation	Non Academy		Yes			19/06/18	2		9	9	9	2
Gravesham	2029	Tymberwood Academy	PRI	ACA PRI	Academy	Academy		Yes	03/03/22	2	22/02/17	2		9	9	9	1
Gravesham	2519	Vigo Village School	PRI	PRI	Community	Non Academy			06/11/19	2	27/01/11	2		9	9	9	2
Gravesham	2658	Westcourt Primary School	PRI	ACA PRI	Academy	Academy			27/11/19	2	07/03/13	2		9	9	9	2
Gravesham	3900	Whitehill Primary School	PRI	ACA PRI	Academy	Academy					23/03/22	3		3	3	3	3
Gravesham	2666	Wrotham Road Primary School	PRI	ACA PRI	Academy	Academy					06/07/16	2		9	9	9	2

Latest Ofsted Inspections as at 30th June 2022

District	DfE	School Name	School Type	School Sub Type	Status	Academy_Non Academy	Diocese	SEN Unit	Short Inspection - Most Recent Date	Short Inspection - Most Recent Overall Outcome	Full Inspection - Most Recent Date	Full Inspection - Most Recent Overall Effectiveness	Full Inspection - Most Recent Category of Concern	Full Inspection - Most Recent Quality of Education	Full Inspection - Most Recent Behaviour and Attitudes	Full Inspection - Most Recent Personal Development	Full Inspection - Most Recent Effectiveness of leadership and management
Maidstone	5209	Allington Primary School	PRI	ACA PRI	Academy	Academy					19/11/08	1		9	9	9	1
Maidstone	2027	Archbishop Courtenay Primary School	PRI	ACA PRI	Academy	Academy	Diocese of Canterbury				10/07/19	3		9	9	9	3
Maidstone	2080	Barming Primary School	PRI	ACA PRI	Academy	Academy					08/05/19	2		9	9	9	2
Maidstone	2161	Boughton Monchelsea Primary School	PRI	PRI	Community	Non Academy					13/03/18	2		9	9	9	2
Maidstone	7032	Bower Grove School	SPE	SEMH	Foundation	Non Academy					18/09/19	1		1	1	1	1
Maidstone	3061	Bredhurst Church of England Voluntary Controlled Primary School	PRI	PRI	Voluntary Controlled	Non Academy	Diocese of Rochester				01/12/11	1		9	9	9	1
Maidstone	2171	Brunswick House Primary School	PRI	PRI	Community	Non Academy					27/02/18	2		9	9	9	2
Maidstone	6913	Cornwallis Academy	SEC	ACA HIG	Academy	Academy			29/11/17		28/11/17	2		9	9	9	2
Maidstone	2677	Coxheath Primary School	PRI	ACA PRI	Academy	Academy					25/02/15	2		9	9	9	2
Maidstone	2163	East Farleigh Primary School	PRI	PRI	Community	Non Academy					22/01/19	3		9	9	9	2
Maidstone	7056	Five Acre Wood School	SPE	C&L	Foundation	Non Academy			28/03/19	1	25/03/15	1		9	9	9	1
Maidstone	3898	Greenfields Community Primary School	PRI	PRI	Community	Non Academy					14/05/19	2		9	9	9	2
Maidstone	3067	Harrietsham Church of England Primary School	PRI	PRI	Voluntary Controlled	Non Academy	Diocese of Canterbury		12/06/18	2	20/11/13	2		9	9	9	2
Maidstone	2165	Headcorn Primary School	PRI	PRI	Community	Non Academy					04/05/22	3		3	2	2	2
Maidstone	2166	Hollingbourne Primary School	PRI	PRI	Community	Non Academy			01/03/22	2	08/02/12	2		9	9	9	2
Maidstone	3323	Hunton Church of England Primary School	PRI	PRI	Voluntary Aided	Non Academy	Diocese of Rochester		12/05/21	2	21/09/11	2		9	9	9	2
Maidstone	4058	Invicta Grammar School	SEC	ACA GRA	Academy	Academy					20/09/12	1		9	9	9	1
Maidstone	2043	Jubilee Primary School	PRI	FRE PRI	Free	Academy					04/07/17	1		9	9	9	1
Maidstone	2578	Kingswood Primary School	PRI	PRI	Community	Non Academy			16/03/17		15/05/13	2		9	9	9	2
Maidstone	3091	Laddingford St Mary's Church of England Voluntary Controlled Primary School	PRI	PRI	Voluntary Controlled	Non Academy	Diocese of Rochester		12/07/17		20/06/13	2		9	9	9	2
Maidstone	2073	Langley Park Primary Academy	PRI	ACA PRI	Academy	Academy		Yes			18/06/19	2		9	9	9	1
Maidstone	3069	Leeds and Broomfield Church of England Primary School	PRI	PRI	Voluntary Controlled	Non Academy	Diocese of Canterbury		19/10/21	2	19/10/16	2		9	9	9	2
Maidstone	2168	Lenham Primary School	PRI	PRI	Community	Non Academy			05/06/18	2	10/10/13	2		9	9	9	2
Maidstone	2044	Loose Primary School	PRI	ACA PRI	Academy	Academy			28/04/22		16/11/16	1		9	9	9	1
Maidstone	2520	Madginford Primary School	PRI	PRI	Community	Non Academy					07/06/17	2		9	9	9	2
Maidstone	1127	Maidstone and Malling Alternative Provision	PRU	PRU	Community	Non Academy					05/11/19	2		2	2	1	2
Maidstone	4522	Maidstone Grammar School	SEC	GRA	Foundation	Non Academy					15/01/19	2		9	9	9	2
Maidstone	4523	Maidstone Grammar School for Girls	SEC	GRA	Foundation	Non Academy					19/05/09	1		9	9	9	1
Maidstone	3372	Maidstone, St John's Church of England Primary School	PRI	ACA PRI	Academy	Academy	Diocese of Canterbury				15/07/15	1		9	9	9	1
Maidstone	3072	Maidstone, St Michael's Church of England Junior School	PRI	JUN	Voluntary Controlled	Non Academy	Diocese of Canterbury				13/03/18	2		9	9	9	2
Maidstone	2183	Marden Primary Academy	PRI	ACA PRI	Academy	Academy			16/10/19	2	09/03/16	2		9	9	9	2
Maidstone	2007	Molehill Primary Academy	PRI	ACA PRI	Academy	Academy		Yes			30/01/18	2		9	9	9	2
Maidstone	6912	New Line Learning Academy	SEC	ACA HIG	Academy	Academy					12/11/19	2		2	2	2	2
Maidstone	2175	North Borough Junior School	PRI	JUN	Community	Non Academy			17/07/18	2	24/06/14	2		9	9	9	2
Maidstone	2003	Oaks Primary Academy	PRI	ACA PRI	Academy	Academy					21/09/21	1		1	1	1	1
Maidstone	5422	Oakwood Park Grammar School	SEC	ACA GRA	Academy	Academy					06/02/19	2		9	9	9	2
Maidstone	3906	Palace Wood Primary School	PRI	PRI	Community	Non Academy					04/07/17	2		9	9	9	2
Maidstone	2176	Park Way Primary School	PRI	PRI	Community	Non Academy			13/11/18	2	15/01/15	2		9	9	9	2
Maidstone	2169	Platts Heath Primary School	PRI	PRI	Community	Non Academy					20/04/22	2		2	2	2	2
Maidstone	5203	Roseacre Junior School	PRI	JUN	Foundation	Non Academy			18/05/16		17/05/16	1		9	9	9	1
Maidstone	2552	Sandling Primary School	PRI	PRI	Community	Non Academy			05/02/20	2	14/03/12	2		9	9	9	2
Maidstone	2586	Senacre Wood Primary School	PRI	PRI	Community	Non Academy			04/12/19	2	13/01/16	2		9	9	9	2
Maidstone	2180	South Borough Primary School	PRI	ACA PRI	Academy	Academy					16/01/18	2		9	9	9	2
Maidstone	4000	St Augustine Academy	SEC	ACA HIG	Academy	Academy	Diocese of Canterbury	Yes			20/02/18	2		9	9	9	2
Maidstone	5207	St Francis' Catholic Primary School, Maidstone	PRI	PRI	Voluntary Aided	Non Academy	Archdiocese of Southwark		18/09/18	2	28/01/15	2		9	9	9	2
Maidstone	3090	St Margaret's, Collier Street Church of England Voluntary Controlled Primary School	PRI	PRI	Voluntary Controlled	Non Academy	Diocese of Rochester		16/03/17		16/07/13	2		9	9	9	2
Maidstone	3073	St Michael's Church of England Infant School Maidstone	PRI	INF	Voluntary Controlled	Non Academy	Diocese of Canterbury				28/01/14	1		9	9	9	1
Maidstone	2474	St Paul's Infant School	PRI	INF	Community	Non Academy			15/01/20	2	14/06/16	2		9	9	9	2
Maidstone	5432	St Simon Stock Catholic School	SEC	ACA WID	Academy	Academy	Archdiocese of Southwark		13/10/21	2	21/01/10	2		9	9	9	1
Maidstone	2192	Staplehurst School	PRI	PRI	Community	Non Academy					25/01/22	2		2	2	2	2
Maidstone	2193	Sutton Valence Primary School	PRI	PRI	Community	Non Academy					05/12/17	2		9	9	9	2
Maidstone	2041	The Holy Family Catholic Primary School	PRI	ACA PRI	Academy	Academy	Archdiocese of Southwark				17/09/19	3		3	3	2	3

Latest Ofsted Inspections as at 30th June 2022

District	DfE	School Name	School Type	School Sub Type	Status	Academy_Non Academy	Diocese	SEN Unit	Short Inspection - Most Recent Date	Short Inspection - Most Recent Overall Outcome	Full Inspection - Most Recent Date	Full Inspection - Most Recent Overall Effectiveness	Full Inspection - Most Recent Category of Concern	Full Inspection - Most Recent Quality of Education	Full Inspection - Most Recent Behaviour and Attitudes	Full Inspection - Most Recent Personal Development	Full Inspection - Most Recent Effectiveness of leadership and management
Maidstone	4015	The Lenham School	SEC	ACA HIG	Academy	Academy					05/11/19	2		2	2	2	2
Maidstone	5401	The Maplesden Noakes School	SEC	ACA HIG	Academy	Academy			14/11/18	2	25/09/13	2		9	9	9	2
Maidstone	3081	Thurnham Church of England Infant School	PRI	INF	Voluntary Controlled	Non Academy	Diocese of Canterbury				29/04/09	1		9	9	9	1
Maidstone	2008	Tiger Primary School	PRI	FRE PRI	Free	Academy					05/11/19	3		3	3	2	3
Maidstone	2004	Tree Tops Primary Academy	PRI	ACA PRI	Academy	Academy					11/06/19	2		9	9	9	1
Maidstone	3083	Ulcombe Church of England Primary School	PRI	PRI	Voluntary Controlled	Non Academy	Diocese of Canterbury		27/11/19	2	27/04/16	2		9	9	9	2
Maidstone	2172	Valley Invicta Primary School At East Borough	PRI	ACA PRI	Academy	Academy		Yes	14/10/21	2	07/05/15	2		9	9	9	2
Maidstone	4249	Valley Park School	SEC	ACA HIG	Academy	Academy					04/03/20	2		2	2	2	2
Maidstone	2653	West Borough Primary School	PRI	PRI	Community	Non Academy					20/06/17	2		9	9	9	1
Maidstone	3092	Yalding, St Peter and St Paul Church of England Volun	PRI	PRI	Voluntary Controlled	Non Academy	Diocese of Rochester				29/01/19	2		9	9	9	2

Latest Ofsted Inspections as at 30th June 2022

District	DfE	School Name	School Type	School Sub Type	Status	Academy_Non Academy	Diocese	SEN Unit	Short Inspection - Most Recent Date	Short Inspection - Most Recent Overall Outcome	Full Inspection - Most Recent Date	Full Inspection - Most Recent Overall Effectiveness	Full Inspection - Most Recent Category of Concern	Full Inspection - Most Recent Quality of Education	Full Inspection - Most Recent Behaviour and Attitudes	Full Inspection - Most Recent Personal Development	Full Inspection - Most Recent Effectiveness of leadership and management
Sevenoaks	2141	Amherst School	PRI	ACA JUN	Academy	Academy			17/01/19	2	26/02/15	2		9	9	9	1
Sevenoaks	3307	Chevening, St Botolph's Church of England Voluntary Aid	PRI	PRI	Voluntary Aided	Non Academy	Diocese of Rochester				26/11/19	2		2	2	2	2
Sevenoaks	3025	Chiddingstone Church of England School	PRI	ACA PRI	Academy	Academy	Diocese of Rochester				26/03/15	1		9	9	9	1
Sevenoaks	3055	Churchill Church of England Voluntary Controlled Primary	PRI	PRI	Voluntary Controlled	Non Academy	Diocese of Rochester				04/12/19	2		2	2	2	2
Sevenoaks	2088	Crockenhill Primary School	PRI	PRI	Community	Non Academy			27/03/19	2	24/03/15	2		9	9	9	2
Sevenoaks	3054	Crockham Hill Church of England Voluntary Controlled Pr	PRI	PRI	Voluntary Controlled	Non Academy	Diocese of Rochester		06/02/18	2	19/06/13	2		9	9	9	2
Sevenoaks	3896	Downsview Community Primary School	PRI	PRI	Community	Non Academy			08/01/20	2	07/03/12	2		9	9	9	2
Sevenoaks	2130	Dunton Green Primary School	PRI	PRI	Community	Non Academy					17/07/18	2		9	9	9	2
Sevenoaks	2099	Edenbridge Primary School	PRI	ACA PRI	Academy	Academy					28/11/17	4	SM	9	9	9	4
Sevenoaks	3015	Fawkham Church of England Voluntary Controlled Primar	PRI	PRI	Voluntary Controlled	Non Academy	Diocese of Rochester		04/07/18	2	12/11/13	2		9	9	9	2
Sevenoaks	3313	Fordcombe Church of England Primary School	PRI	ACA PRI	Academy	Academy	Diocese of Rochester				10/02/16	2		9	9	9	2
Sevenoaks	2134	Four Elms Primary School	PRI	PRI	Community	Non Academy					15/10/19	2		2	1	2	2
Sevenoaks	2133	Halstead Community Primary School	PRI	ACA PRI	Academy	Academy					26/11/19	3		3	2	2	3
Sevenoaks	2511	Hartley Primary Academy	PRI	ACA PRI	Academy	Academy			03/02/22		09/03/16	1		9	9	9	1
Sevenoaks	3312	Hever Church of England Voluntary Aided Primary Schoo	PRI	PRI	Voluntary Aided	Non Academy	Diocese of Rochester				22/03/22	3		3	2	2	3
Sevenoaks	3907	Hextable Primary School	PRI	PRI	Community	Non Academy					20/03/18	2		9	9	9	2
Sevenoaks	2615	High Firs Primary School	PRI	PRI	Community	Non Academy			01/02/18	2	15/07/14	2		9	9	9	2
Sevenoaks	2001	Horizon Primary Academy	PRI	ACA PRI	Academy	Academy					14/11/18	2		9	9	9	2
Sevenoaks	5215	Horton Kirby Church of England Primary School	PRI	ACA PRI	Academy	Academy	Diocese of Rochester		04/03/20	2	25/02/15	2		9	9	9	2
Sevenoaks	3318	Ide Hill Church of England Primary School	PRI	PRI	Voluntary Aided	Non Academy	Diocese of Rochester		04/04/19	2	09/06/15	2		9	9	9	2
Sevenoaks	2136	Kemsing Primary School	PRI	PRI	Community	Non Academy			23/03/17		04/07/13	2		9	9	9	2
Sevenoaks	6905	Knole Academy	SEC	ACA HIG	Academy	Academy					20/09/17	2		9	9	9	2
Sevenoaks	3317	Lady Boswell's Church of England Voluntary Aided Primar	PRI	PRI	Voluntary Aided	Non Academy	Diocese of Rochester				04/06/08	1		9	9	9	1
Sevenoaks	2137	Leigh Primary School	PRI	PRI	Community	Non Academy					21/09/21	3		3	2	2	3
Sevenoaks	7066	Milestone Academy	SPE	ACA SEMH	Academy	Academy			18/12/19	1	15/11/11	1		9	9	9	1
Sevenoaks	2682	New Ash Green Primary School	PRI	PRI	Community	Non Academy			25/02/22	2	27/11/12	2		9	9	9	2
Sevenoaks	4031	Orchards Academy	SEC	ACA WID	Academy	Academy		Yes	02/07/21	2	08/02/12	2		9	9	9	2
Sevenoaks	2138	Otford Primary School	PRI	PRI	Community	Non Academy			16/05/18	2	14/11/13	2		9	9	9	2
Sevenoaks	5217	Our Lady of Hartley Catholic Primary School, Hartley, Lor	PRI	ACA PRI	Academy	Academy	Archdiocese of Southwark				21/11/13	1		9	9	9	1
Sevenoaks	3314	Penshurst Church of England Voluntary Aided Primary Sc	PRI	PRI	Voluntary Aided	Non Academy	Diocese of Rochester		11/07/17		01/05/13	2		9	9	9	2
Sevenoaks	2459	Riverhead Infants' School	PRI	INF	Community	Non Academy					21/01/09	1		9	9	9	1
Sevenoaks	3035	Seal Church of England Voluntary Controlled Primary Sch	PRI	PRI	Voluntary Controlled	Non Academy	Diocese of Rochester		20/01/22	2	03/10/11	2		9	9	9	2
Sevenoaks	2632	Sevenoaks Primary School	PRI	PRI	Community	Non Academy			28/11/17		18/04/13	2		9	9	9	2
Sevenoaks	2148	Shoreham Village School	PRI	PRI	Community	Non Academy			26/03/19	2	17/03/15	2		9	9	9	2
Sevenoaks	5214	St Bartholomew's Catholic Primary School, Swanley	PRI	PRI	Voluntary Aided	Non Academy	Archdiocese of Southwark		05/05/22	2	27/06/13	2		9	9	9	2
Sevenoaks	3037	St John's Church of England Primary School, Sevenoaks	PRI	PRI	Voluntary Controlled	Non Academy	Diocese of Rochester		10/02/22	2	12/03/12	2		9	9	9	2
Sevenoaks	3303	St Katharine's Knockholt Church of England Voluntary Aic	PRI	PRI	Voluntary Aided	Non Academy	Diocese of Rochester		22/02/17		05/02/13	2		9	9	9	2
Sevenoaks	3201	St Lawrence Church of England Primary School	PRI	PRI	Voluntary Controlled	Non Academy	Diocese of Rochester		20/09/17		17/01/13	2		9	9	9	2
Sevenoaks	3373	St Mary's Church of England Voluntary Aided Primary Sc	PRI	PRI	Voluntary Aided	Non Academy	Diocese of Rochester				25/04/17	2		9	9	9	2
Sevenoaks	3010	St Pauls' Church of England Voluntary Controlled Primary	PRI	PRI	Voluntary Controlled	Non Academy	Diocese of Rochester		28/01/20	2	19/05/16	2		9	9	9	2
Sevenoaks	3751	St Thomas' Catholic Primary School, Sevenoaks	PRI	ACA PRI	Academy	Academy	Archdiocese of Southwark				11/02/14	1		9	9	9	1
Sevenoaks	3043	Sundridge and Brasted Church of England Voluntary Con	PRI	PRI	Voluntary Controlled	Non Academy	Diocese of Rochester				05/11/19	3		3	3	2	3
Sevenoaks	2089	The Anthony Roper Primary School	PRI	PRI	Foundation	Non Academy			27/06/19	2	09/07/15	2		9	9	9	2
Sevenoaks	4006	Trinity School	SEC	FRE SEC	Free	Academy			02/10/18	2	23/06/15	2		9	9	9	2
Sevenoaks	7021	Valence School	SPE	P&S	Foundation	Non Academy					03/12/19	2		2	1	1	2
Sevenoaks	2147	Weald Community Primary School	PRI	PRI	Community	Non Academy			04/03/20	2	06/10/11	2		9	9	9	2
Sevenoaks	3298	West Kingsdown CoFE VC Primary School	PRI	PRI	Voluntary Controlled	Non Academy	Diocese of Rochester				13/11/18	2		9	9	9	2

Latest Ofsted Inspections as at 30th June 2022

District	DfE	School Name	School Type	School Sub Type	Status	Academy_Non Academy	Diocese	SEN Unit	Short Inspection - Most Recent Date	Short Inspection - Most Recent Overall Outcome	Full Inspection - Most Recent Date	Full Inspection - Most Recent Overall Effectiveness	Full Inspection - Most Recent Category of Concern	Full Inspection - Most Recent Quality of Education	Full Inspection - Most Recent Behaviour and Attitudes	Full Inspection - Most Recent Personal Development	Full Inspection - Most Recent Effectiveness of leadership and management
Swale	3328	Bapchild and Tonge Church of England Primary School a	PRI	PRI	Voluntary Aided	Non Academy	Diocese of Canterbury		17/07/19	2	30/04/15	2		9	9	9	2
Swale	2223	Bobbing Village School	PRI	ACA PRI	Academy	Academy			11/05/17		09/05/17	1		9	9	9	1
Swale	3329	Borden Church of England Primary School	PRI	ACA PRI	Academy	Academy	Diocese of Canterbury				12/03/08	1		9	9	9	1
Swale	4527	Borden Grammar School	SEC	ACA GRA	Academy	Academy			24/11/21	2	12/11/13	2		9	9	9	2
Swale	3282	Boughton-under-Blean and Dunkirk Primary School	PRI	PRI	Voluntary Controlled	Non Academy			11/07/19	2	15/10/15	2		9	9	9	2
Swale	3330	Bredgar Church of England Primary School	PRI	ACA PRI	Academy	Academy	Diocese of Canterbury		12/01/22	2	01/02/12	2		9	9	9	2
Swale	2534	Bysing Wood Primary School	PRI	ACA PRI	Academy	Academy			28/02/17		27/02/12	2		9	9	9	2
Swale	2254	Canterbury Road Primary School	PRI	PRI	Community	Non Academy					15/01/19	2		9	9	9	2
Swale	2228	Davington Primary School	PRI	PRI	Community	Non Academy			20/02/18	2	18/09/13	2		9	9	9	2
Swale	3106	Eastchurch Church of England Primary School	PRI	ACA PRI	Academy	Academy	Diocese of Canterbury				16/07/19	3		9	9	9	3
Swale	2226	Eastling Primary School	PRI	PRI	Community	Non Academy			20/10/21	2	13/09/16	2		9	9	9	2
Swale	2227	Ethelbert Road Primary School	PRI	PRI	Community	Non Academy					30/09/14	1		9	9	9	1
Swale	5414	Fulston Manor School	SEC	ACA HIG	Academy	Academy					13/12/17	2		9	9	9	2
Swale	2229	Graveney Primary School	PRI	ACA PRI	Academy	Academy					13/03/18	2		9	9	9	2
Swale	2595	Grove Park Primary School	PRI	ACA PRI	Academy	Academy			03/10/17		03/07/13	2		9	9	9	2
Swale	5220	Halfway Houses Primary School	PRI	ACA PRI	Academy	Academy			13/11/18	2	29/04/15	2		9	9	9	2
Swale	3332	Hartlip Endowed Church of England Primary School	PRI	PRI	Voluntary Aided	Non Academy	Diocese of Canterbury				20/04/22	2		2	2	2	2
Swale	3109	Hernhill Church of England Primary School	PRI	PRI	Voluntary Controlled	Non Academy	Diocese of Canterbury		01/11/17		31/10/17	1		9	9	9	1
Swale	4080	Highsted Grammar School	SEC	ACA GRA	Academy	Academy					11/02/09	1		9	9	9	1
Swale	2629	Holywell Primary School	PRI	ACA PRI	Academy	Academy			02/11/17		24/04/13	2		9	9	9	2
Swale	2230	Iwade School	PRI	ACA PRI	Academy	Academy			09/05/17		06/11/12	2		9	9	9	2
Swale	2021	Kemsley Primary Academy	PRI	ACA PRI	Academy	Academy			14/02/19	2	10/02/15	2		9	9	9	2
Swale	2055	Lansdowne Primary School	PRI	ACA PRI	Academy	Academy					20/09/17	2		9	9	9	1
Swale	2231	Lower Halstow Primary School	PRI	PRI	Community	Non Academy					13/03/19	2		9	9	9	2
Swale	2232	Luddenham School	PRI	ACA PRI	Academy	Academy					26/02/19	2		9	9	9	2
Swale	2233	Lynsted and Norton Primary School	PRI	ACA PRI	Academy	Academy					19/05/21	4	SWK	4	3	4	3
Swale	7072	Meadowfield School	SPE	C&L	Foundation	Non Academy			26/03/19	1	13/11/14	1		9	9	9	1
Swale	3110	Milstead and Frinsted Church of England Primary School	PRI	ACA PRI	Academy	Academy	Diocese of Canterbury		14/03/17		02/07/13	2		9	9	9	2
Swale	2022	Milton Court Primary Academy	PRI	ACA PRI	Academy	Academy					17/09/19	2		2	2	2	2
Swale	2235	Minster in Sheppey Primary School	PRI	ACA PRI	Academy	Academy					09/03/22	2		2	2	2	2
Swale	2463	Minterne Junior School	PRI	ACA JUN	Academy	Academy		Yes	06/10/21	2	01/04/14	2		9	9	9	2
Swale	3111	Newington Church of England Primary School	PRI	PRI	Voluntary Controlled	Non Academy	Diocese of Canterbury				14/05/19	2		9	9	9	2
Swale	6915	Oasis Academy Isle of Sheppey	SEC	ACA WID	Academy	Academy					02/07/19	3		9	9	9	3
Swale	3108	Ospringe Church of England Primary School	PRI	PRI	Voluntary Controlled	Non Academy	Diocese of Canterbury		15/11/17		15/11/12	2		9	9	9	2
Swale	5449	Queen Elizabeth's Grammar School	SEC	ACA GRA	Academy	Academy					24/03/15	1		9	9	9	1
Swale	2237	Queenborough School and Nursery	PRI	ACA PRI	Academy	Academy			12/01/22		05/10/16	1		9	9	9	1
Swale	2249	Regis Manor Primary School	PRI	ACA PRI	Academy	Academy					06/03/18	2		9	9	9	2
Swale	2090	Richmond Academy	PRI	ACA PRI	Academy	Academy					30/01/19	3		9	9	9	2
Swale	2239	Rodmersham School	PRI	PRI	Community	Non Academy					21/09/11	1		9	9	9	1
Swale	2245	Rose Street Primary School	PRI	PRI	Community	Non Academy			25/04/17		12/12/12	2		9	9	9	2
Swale	3112	Selling Church of England Primary School	PRI	ACA PRI	Academy	Academy	Diocese of Canterbury		11/11/21	2	15/09/11	2		9	9	9	2
Swale	2246	Sheldwich Primary School	PRI	ACA PRI	Academy	Academy					08/11/12	1		9	9	9	1
Swale	2435	South Avenue Primary School	PRI	ACA PRI	Academy	Academy					03/05/17	2		9	9	9	2
Swale	2054	St Edward's Catholic Primary School	PRI	ACA PRI	Academy	Academy	Archdiocese of Southwark				21/05/19	2		9	9	9	2
Swale	5228	St Georges CofE (Aided) Primary School	PRI	ACA PRI	Academy	Academy	Diocese of Canterbury		02/10/18	2	17/04/13	2		9	9	9	2
Swale	2051	St Mary of Charity CofE (Aided) Primary School	PRI	ACA PRI	Academy	Academy	Diocese of Canterbury				10/07/18	1		9	9	9	1
Swale	3714	St Peter's Catholic Primary School	PRI	ACA PRI	Academy	Academy	Archdiocese of Southwark				11/05/10	1		9	9	9	1
Swale	2126	Sunny Bank Primary School	PRI	ACA PRI	Academy	Academy					18/06/19	4	SM	9	9	9	4
Swale	3117	Teynham Parochial Church of England Primary School	PRI	PRI	Voluntary Controlled	Non Academy	Diocese of Canterbury		07/02/18	2	15/05/13	2		9	9	9	2
Swale	4242	The Abbey School	SEC	ACA HIG	Academy	Academy		Yes	21/02/17		09/05/13	2		9	9	9	2
Swale	2513	The Oaks Infant School	PRI	ACA INF	Academy	Academy		Yes	24/11/21	2	27/06/11	2		9	9	9	2
Swale	4002	The Sittingbourne School	SEC	ACA HIG	Academy	Academy		Yes			21/11/17	2		9	9	9	2

Latest Ofsted Inspections as at 30th June 2022

District	DfE	School Name	School Type	School Sub Type	Status	Academy_Non Academy	Diocese	SEN Unit	Short Inspection - Most Recent Date	Short Inspection - Most Recent Overall Outcome	Full Inspection - Most Recent Date	Full Inspection - Most Recent Overall Effectiveness	Full Inspection - Most Recent Category of Concern	Full Inspection - Most Recent Quality of Education	Full Inspection - Most Recent Behaviour and Attitudes	Full Inspection - Most Recent Personal Development	Full Inspection - Most Recent Effectiveness of leadership and management
Swale	2034	Thistle Hill Academy	PRI	ACA PRI	Academy	Academy		Yes			22/05/18	3		9	9	9	3
Swale	3337	Tunstall Church of England (Aided) Primary School	PRI	PRI	Voluntary Aided	Non Academy	Diocese of Canterbury		04/03/16		03/03/16	1		9	9	9	1
Swale	2434	West Minster Primary School	PRI	PRI	Community	Non Academy		Yes	01/12/21	2	29/11/16	2		9	9	9	1
Swale	3912	Westlands Primary School	PRI	ACA PRI	Academy	Academy			26/06/19	2	20/05/15	2		9	9	9	1
Swale	5434	Westlands School	SEC	ACA HIG	Academy	Academy		Yes			26/02/19	2		9	9	9	2

Latest Ofsted Inspections as at 30th June 2022

District	DfE	School Name	School Type	School Sub Type	Status	Academy_Non Academy	Diocese	SEN Unit	Short Inspection - Most Recent Date	Short Inspection - Most Recent Overall Outcome	Full Inspection - Most Recent Date	Full Inspection - Most Recent Overall Effectiveness	Full Inspection - Most Recent Category of Concern	Full Inspection - Most Recent Quality of Education	Full Inspection - Most Recent Behaviour and Attitudes	Full Inspection - Most Recent Personal Development	Full Inspection - Most Recent Effectiveness of leadership and management
Thanet	3178	Birchington Church of England Primary School	PRI	PRI	Voluntary Controlled	Non Academy	Diocese of Canterbury		25/09/19	2	13/01/16	2		9	9	9	2
Thanet	2603	Bromstone Primary School, Broadstairs	PRI	PRI	Foundation	Non Academy		Yes			26/03/19	2		9	9	9	2
Thanet	2329	Callis Grange Nursery and Infant School	PRI	INF	Community	Non Academy					20/04/22	2		2	1	1	2
Thanet	5462	Chatham & Clarendon Grammar School	SEC	ACA GRA	Academy	Academy			16/05/18	2	11/09/14	2		9	9	9	2
Thanet	2596	Chilton Primary School	PRI	ACA PRI	Academy	Academy					09/01/19	1		9	9	9	1
Thanet	2020	Christ Church Church of England Junior School, Ramsgate	PRI	ACA JUN	Academy	Academy	Diocese of Canterbury		10/11/21	2	05/10/16	2		9	9	9	2
Thanet	2028	Cliftonville Primary School	PRI	ACA PRI	Academy	Academy					30/11/16	1		9	9	9	1
Thanet	2015	Dame Janet Primary Academy	PRI	ACA PRI	Academy	Academy					02/10/18	2		9	9	9	2
Thanet	5460	Dane Court Grammar School	SEC	ACA GRA	Academy	Academy					06/06/07	1		9	9	9	1
Thanet	2017	Drapers Mills Primary Academy	PRI	ACA PRI	Academy	Academy					13/03/18	2		9	9	9	1
Thanet	2340	Ellington Infant School	PRI	INF	Community	Non Academy					28/02/17	2		9	9	9	2
Thanet	1128	Enterprise Learning Alliance	PRU	PRU	Community	Non Academy					05/06/19	2		9	9	9	2
Thanet	7040	Foreland Fields School	SPE	C&L	Foundation	Non Academy			29/11/17		19/06/13	2		9	9	9	2
Thanet	3917	Garlinge Primary School and Nursery	PRI	PRI	Foundation	Non Academy		Yes	15/03/18	2	25/06/14	2		9	9	9	1
Thanet	4172	Hartsdown Academy	SEC	ACA HIG	Academy	Academy		Yes			07/12/21	2		2	2	2	2
Thanet	4120	King Ethelbert School	SEC	ACA HIG	Academy	Academy					02/10/18	2		9	9	9	2
Thanet	7073	Laleham Gap School	SPE	C&I	Foundation	Non Academy			05/07/17		21/03/13	2		9	9	9	2
Thanet	3179	Margate, Holy Trinity and St John's Church of England Pri	PRI	PRI	Voluntary Controlled	Non Academy	Diocese of Canterbury	Yes			21/11/17	2		9	9	9	2
Thanet	3182	Minster Church of England Primary School	PRI	PRI	Voluntary Controlled	Non Academy	Diocese of Canterbury		07/11/17		27/11/12	2		9	9	9	2
Thanet	3183	Monkton Church of England Primary School	PRI	PRI	Voluntary Controlled	Non Academy	Diocese of Canterbury				11/09/18	2		9	9	9	2
Thanet	3918	Newington Community Primary School	PRI	PRI	Community	Non Academy			16/03/17		14/03/17	1		9	9	9	1
Thanet	2010	Newlands Primary School	PRI	ACA PRI	Academy	Academy					17/05/17	2		9	9	9	2
Thanet	2009	Northdown Primary School	PRI	ACA PRI	Academy	Academy					23/11/21	2		2	2	2	2
Thanet	2672	Palm Bay Primary School	PRI	ACA PRI	Academy	Academy			13/12/18	2	23/10/14	2		9	9	9	2
Thanet	2345	Priory Infant School	PRI	INF	Community	Non Academy			27/02/18	2	06/02/14	2		9	9	9	2
Thanet	2064	Ramsgate Arts Primary School	PRI	FRE PRI	Free	Academy					02/05/18	2		9	9	9	2
Thanet	3364	Ramsgate, Holy Trinity Church of England Primary School	PRI	PRI	Voluntary Aided	Non Academy	Diocese of Canterbury				28/09/21	1		1	1	1	1
Thanet	2011	Salmestone Primary School	PRI	ACA PRI	Academy	Academy					22/01/19	2		9	9	9	2
Thanet	7033	St Anthony's School	SPE	SEMH	Foundation	Non Academy			02/07/19	2	01/07/15	2		9	9	9	2
Thanet	2337	St Crispin's Community Primary Infant School	PRI	INF	Community	Non Academy			11/09/19	2	25/05/11	2		9	9	9	2
Thanet	3722	St Ethelbert's Catholic Primary School	PRI	PRI	Voluntary Aided	Non Academy	Archdiocese of Southwark		13/06/19	2	09/07/15	2		9	9	9	2
Thanet	5447	St George's Church of England Foundation School	SEC	HIG	Foundation	Non Academy	Diocese of Canterbury				12/06/19	2		9	9	9	1
Thanet	3889	St Gregory's Catholic Primary School, Margate	PRI	ACA PRI	Academy	Academy	Archdiocese of Southwark				18/09/19	2		2	2	2	2
Thanet	3890	St Joseph's Catholic Primary School, Broadstairs	PRI	ACA PRI	Academy	Academy	Archdiocese of Southwark		01/02/17		01/10/13	2		9	9	9	2
Thanet	2014	St Laurence In Thanet Church of England Junior Academy	PRI	ACA JUN	Academy	Academy	Diocese of Canterbury				03/07/18	2		9	9	9	2
Thanet	2328	St Mildred's Primary Infant School	PRI	INF	Foundation	Non Academy			24/11/21	1	27/01/16	1		9	9	9	1
Thanet	3186	St Nicholas At Wade Church of England Primary School	PRI	PRI	Voluntary Controlled	Non Academy	Diocese of Canterbury				01/10/19	2		2	2	2	2
Thanet	3360	St Peter-in-Thanet CofE Junior School	PRI	JUN	Voluntary Aided	Non Academy	Diocese of Canterbury		08/05/19	2	29/04/15	2		9	9	9	2
Thanet	3181	St Saviour's Church of England Junior School	PRI	JUN	Voluntary Controlled	Non Academy	Diocese of Canterbury		27/03/18	2	13/03/14	2		9	9	9	2
Thanet	7058	Stone Bay School	SPE	C&I	Foundation	Non Academy			16/01/18	2	12/06/13	2		9	9	9	2
Thanet	4016	The Charles Dickens School	SEC	ACA HIG	Academy	Academy		Yes			25/06/19	3		9	9	9	2
Thanet	5468	The Royal Harbour Academy	SEC	HIG	Foundation	Non Academy					08/01/20	3		3	2	2	3
Thanet	2523	Upton Junior School	PRI	ACA JUN	Academy	Academy					20/11/14	1		9	9	9	1
Thanet	4633	Ursuline College	SEC	ACA WID	Academy	Academy	Archdiocese of Southwark		25/04/17		13/06/12	2		9	9	9	2

Latest Ofsted Inspections as at 30th June 2022

District	DfE	School Name	School Type	School Sub Type	Status	Academy_Non Academy	Diocese	SEN Unit	Short Inspection - Most Recent Date	Short Inspection - Most Recent Overall Outcome	Full Inspection - Most Recent Date	Full Inspection - Most Recent Overall Effectiveness	Full Inspection - Most Recent Category of Concern	Full Inspection - Most Recent Quality of Education	Full Inspection - Most Recent Behaviour and Attitudes	Full Inspection - Most Recent Personal Development	Full Inspection - Most Recent Effectiveness of leadership and management
Tonbridge and Malling	5410	Aylesford School	SEC	HIG	Foundation	Non Academy					03/03/20	2		2	2	2	2
Tonbridge and Malling	2086	Bishop Chavasse Primary School	PRI	FRE PRI	Free	Academy	Diocese of Rochester				11/01/22	4	SWK	3	2	2	4
Tonbridge and Malling	5201	Borough Green Primary School	PRI	PRI	Foundation	Non Academy			03/07/18	2	25/06/14	2		9	9	9	2
Tonbridge and Malling	2514	Brookfield Infant School	PRI	INF	Community	Non Academy			23/03/22		15/03/16	1		9	9	9	1
Tonbridge and Malling	5223	Brookfield Junior School	PRI	JUN	Community	Non Academy					21/11/17	2		9	9	9	2
Tonbridge and Malling	3062	Burham Church of England Primary School	PRI	PRI	Voluntary Controlled	Non Academy	Diocese of Rochester		05/12/18	2	02/10/14	2		9	9	9	2
Tonbridge and Malling	2114	Cage Green Primary School	PRI	ACA PRI	Academy	Academy		Yes			30/01/19	4	SWK	9	9	9	4
Tonbridge and Malling	5208	Ditton Church of England Junior School	PRI	JUN	Voluntary Aided	Non Academy	Diocese of Rochester				29/10/19	3		3	2	2	3
Tonbridge and Malling	5212	Ditton Infant School	PRI	INF	Foundation	Non Academy					25/09/08	1		9	9	9	1
Tonbridge and Malling	2164	East Peckham Primary School	PRI	PRI	Community	Non Academy			13/03/18	2	10/10/13	2		9	9	9	2
Tonbridge and Malling	7052	Grange Park School	SPE	C&I	Foundation	Non Academy			11/10/16		21/11/12	2		9	9	9	2
Tonbridge and Malling	2132	Hadlow Primary School	PRI	PRI	Community	Non Academy			02/10/19	2	22/03/16	2		9	9	9	2
Tonbridge and Malling	4009	Hadlow Rural Community School	SEC	FRE SEC	Free	Academy			26/02/19	2	23/06/15	2		9	9	9	2
Tonbridge and Malling	5455	Hayesbrook Academy	SEC	ACA HIG	Academy	Academy			17/01/17		13/06/13	2		9	9	9	2
Tonbridge and Malling	3033	Hildenborough Church of England Primary School	PRI	PRI	Voluntary Controlled	Non Academy	Diocese of Rochester		23/05/17		04/10/12	2		9	9	9	2
Tonbridge and Malling	5450	Hillview School for Girls	SEC	ACA HIG	Academy	Academy			27/03/18	2	11/12/13	2		9	9	9	2
Tonbridge and Malling	5431	Hugh Christie School	SEC	HIG	Foundation	Non Academy		Yes			05/12/17	2		9	9	9	2
Tonbridge and Malling	2167	Ightham Primary School	PRI	PRI	Community	Non Academy					03/03/20	1		1	1	1	1
Tonbridge and Malling	2680	Kings Hill School Primary and Nursery	PRI	PRI	Community	Non Academy			11/07/17		23/01/13	2		9	9	9	2
Tonbridge and Malling	3324	Leybourne, St Peter and St Paul Church of England Prim	PRI	ACA PRI	Academy	Academy	Diocese of Rochester				02/11/21	2		2	2	2	2
Tonbridge and Malling	2662	Long Mead Community Primary School	PRI	PRI	Foundation	Non Academy					17/09/19	2		2	2	2	2
Tonbridge and Malling	2562	Lunsford Primary School	PRI	PRI	Community	Non Academy			22/11/17		12/06/13	2		9	9	9	2
Tonbridge and Malling	2185	Mereworth Community Primary School	PRI	PRI	Community	Non Academy			14/03/17		06/02/13	2		9	9	9	2
Tonbridge and Malling	3745	More Park Catholic Primary School	PRI	ACA PRI	Academy	Academy	Archdiocese of Southwark		13/09/17		04/07/13	2		9	9	9	2
Tonbridge and Malling	7051	Nexus Foundation Special School	SPE	C&L	Foundation	Non Academy					11/09/19	3		3	2	2	2
Tonbridge and Malling	2187	Offham Primary School	PRI	PRI	Community	Non Academy					19/05/15	1		9	9	9	1
Tonbridge and Malling	3325	Platt Church of England Voluntary Aided Primary School	PRI	PRI	Voluntary Aided	Non Academy	Diocese of Rochester		24/04/19	2	21/10/15	2		9	9	9	2
Tonbridge and Malling	2188	Plaxtol Primary School	PRI	PRI	Community	Non Academy			01/02/18	2	24/01/13	2		9	9	9	2
Tonbridge and Malling	2085	Royal Rise Primary School	PRI	ACA PRI	Academy	Academy					14/09/21	2		2	2	2	2
Tonbridge and Malling	2189	Ryarsh Primary School	PRI	PRI	Community	Non Academy					25/04/12	1		9	9	9	1
Tonbridge and Malling	2190	Shipbourne School	PRI	PRI	Community	Non Academy			28/03/19	2	24/03/15	2		9	9	9	2
Tonbridge and Malling	2155	Slade Primary School and Attached Unit for Children with	PRI	PRI	Community	Non Academy		Yes			21/09/11	1		9	9	9	1
Tonbridge and Malling	5200	Snodland CoFe Primary School	PRI	PRI	Voluntary Aided	Non Academy	Diocese of Rochester		14/03/17		17/10/12	2		9	9	9	2
Tonbridge and Malling	3089	St George's Church of England Voluntary Controlled Prim	PRI	PRI	Voluntary Controlled	Non Academy	Diocese of Rochester				27/03/08	1		9	9	9	1
Tonbridge and Malling	2006	St James the Great Academy	PRI	ACA PRI	Academy	Academy					07/03/18	2		9	9	9	2
Tonbridge and Malling	2118	St Katherine's School & Nursery	PRI	ACA PRI	Academy	Academy					14/11/17	3		9	9	9	3
Tonbridge and Malling	3744	St Margaret Clitherow Catholic Primary School	PRI	ACA PRI	Academy	Academy	Archdiocese of Southwark				21/06/07	1		9	9	9	1
Tonbridge and Malling	3059	St Mark's Church of England Primary School, Eccles	PRI	ACA PRI	Academy	Academy	Diocese of Rochester		22/03/22	2	30/09/15	2		9	9	9	2
Tonbridge and Malling	3057	St Peter's Church of England Primary School	PRI	PRI	Voluntary Controlled	Non Academy	Diocese of Rochester		20/03/19	2	20/01/15	2		9	9	9	2
Tonbridge and Malling	2539	Stocks Green Primary School	PRI	PRI	Community	Non Academy			19/06/18	2	05/03/14	2		9	9	9	2
Tonbridge and Malling	2156	Sussex Road Community Primary School	PRI	PRI	Community	Non Academy			24/11/21	2	22/11/16	2		9	9	9	2
Tonbridge and Malling	2065	The Discovery School	PRI	PRI	Community	Non Academy					12/11/08	1		9	9	9	1
Tonbridge and Malling	4065	The Holmesdale School	SEC	HIG	Foundation	Non Academy		Yes			06/07/21	3		3	2	2	2
Tonbridge and Malling	4622	The Judd School	SEC	GRA	Voluntary Aided	Non Academy		Yes			06/05/15	1		9	9	9	1
Tonbridge and Malling	5425	The Malling School	SEC	HIG	Foundation	Non Academy		Yes			18/06/19	3		9	9	9	2
Tonbridge and Malling	1123	The Rosewood School	PRU	PRU	Community	Non Academy					03/07/18	3		9	9	9	3
Tonbridge and Malling	5443	Tonbridge Grammar School	SEC	ACA GRA	Academy	Academy					16/10/19	1		1	1	1	1
Tonbridge and Malling	3082	Trottscliffe Church of England Primary School	PRI	PRI	Voluntary Controlled	Non Academy	Diocese of Rochester		21/03/17		11/06/13	2		9	9	9	2
Tonbridge and Malling	2530	Tunbury Primary School	PRI	PRI	Community	Non Academy			17/10/17		10/07/13	2		9	9	9	2
Tonbridge and Malling	2030	Valley Invicta Primary School At Aylesford	PRI	ACA PRI	Academy	Academy			19/01/22	2	09/11/16	2		9	9	9	3
Tonbridge and Malling	2037	Valley Invicta Primary School at Holborough Lakes	PRI	ACA PRI	Academy	Academy		Yes			03/10/18	2		9	9	9	2
Tonbridge and Malling	2038	Valley Invicta Primary School At Kings Hill	PRI	ACA PRI	Academy	Academy		Yes			27/09/18	2		9	9	9	2

Latest Ofsted Inspections as at 30th June 2022

District	DfE	School Name	School Type	School Sub Type	Status	Academy_Non Academy	Diocese	SEN Unit	Short Inspection - Most Recent Date	Short Inspection - Most Recent Overall Outcome	Full Inspection - Most Recent Date	Full Inspection - Most Recent Overall Effectiveness	Full Inspection - Most Recent Category of Concern	Full Inspection - Most Recent Quality of Education	Full Inspection - Most Recent Behaviour and Attitudes	Full Inspection - Most Recent Personal Development	Full Inspection - Most Recent Effectiveness of leadership and management
Tonbridge and Malling	2036	Valley Invicta Primary School At Leybourne Chase	PRI	ACA PRI	Academy	Academy		Yes			25/09/18	2		9	9	9	2
Tonbridge and Malling	3084	Wateringbury Church of England Primary School	PRI	PRI	Voluntary Aided	Non Academy	Diocese of Rochester				08/11/17	2		9	9	9	2
Tonbridge and Malling	4046	Weald of Kent Grammar School	SEC	ACA GRA	Academy	Academy					25/04/07	1		9	9	9	1
Tonbridge and Malling	3086	West Malling Church of England Primary School and McG	PRI	ACA PRI	Academy	Academy	Diocese of Rochester	Yes	17/10/17		15/05/13	2		9	9	9	2
Tonbridge and Malling	2079	Woodlands Primary School	PRI	PRI	Community	Non Academy					11/06/19	2		9	9	9	2
Tonbridge and Malling	3088	Wouldham, All Saints Church of England Voluntary Contr	PRI	PRI	Voluntary Controlled	Non Academy	Diocese of Rochester		01/11/17		13/02/13	2		9	9	9	2
Tonbridge and Malling	5409	Wrotham School	SEC	ACA HIG	Academy	Academy					21/05/19	2		9	9	9	1

Latest Ofsted Inspections as at 30th June 2022

District	DfE	School Name	School Type	School Sub Type	Status	Academy_Non Academy	Diocese	SEN Unit	Short Inspection - Most Recent Date	Short Inspection - Most Recent Overall Outcome	Full Inspection - Most Recent Date	Full Inspection - Most Recent Overall Effectiveness	Full Inspection - Most Recent Category of Concern	Full Inspection - Most Recent Quality of Education	Full Inspection - Most Recent Behaviour and Attitudes	Full Inspection - Most Recent Personal Development	Full Inspection - Most Recent Effectiveness of leadership and management
Tunbridge Wells	3022	Benenden Church of England Primary School	PRI	PRI	Voluntary Controlled	Non Academy	Diocese of Canterbury		24/02/22	2	13/12/16	2		9	9	9	2
Tunbridge Wells	5464	Bennett Memorial Diocesan School	SEC	ACA WID	Academy	Academy	Diocese of Rochester				27/06/12	1		9	9	9	1
Tunbridge Wells	3023	Bidborough Church of England Voluntary Controlled Prim	PRI	PRI	Voluntary Controlled	Non Academy	Diocese of Rochester		05/07/17		10/07/13	2		9	9	9	2
Tunbridge Wells	2490	Bishops Down Primary School	PRI	PRI	Community	Non Academy		Yes	21/02/17		20/03/12	2		9	9	9	2
Tunbridge Wells	3306	Brenchley and Matfield Church of England Primary Schoo	PRI	ACA PRI	Academy	Academy	Diocese of Rochester		15/11/18	2	28/11/13	2		9	9	9	2
Tunbridge Wells	2651	Broadwater Down Primary School	PRI	PRI	Community	Non Academy			21/11/17		31/01/13	2		9	9	9	2
Tunbridge Wells	7002	Broomhill Bank School	SPE	C&I	Foundation	Non Academy					06/03/18	2		9	9	9	2
Tunbridge Wells	2128	Capel Primary School	PRI	PRI	Community	Non Academy			15/01/19	2	05/02/15	2		9	9	9	2
Tunbridge Wells	2465	Claremont Primary School	PRI	PRI	Community	Non Academy					27/03/09	1		9	9	9	1
Tunbridge Wells	3308	Colliers Green Church of England Primary School	PRI	PRI	Voluntary Aided	Non Academy	Diocese of Canterbury		07/03/19	2	25/03/15	2		9	9	9	2
Tunbridge Wells	3027	Cranbrook Church of England Primary School	PRI	PRI	Voluntary Controlled	Non Academy	Diocese of Canterbury				25/04/17	2		9	9	9	2
Tunbridge Wells	5416	Cranbrook School	SEC	ACA GRA	Academy	Academy					22/03/22	2		2	1	1	2
Tunbridge Wells	3198	Frittenden Church of England Primary School	PRI	PRI	Voluntary Controlled	Non Academy	Diocese of Canterbury		13/06/17		21/03/13	2		9	9	9	2
Tunbridge Wells	3029	Goudhurst and Kildown Church of England Primary Sch	PRI	PRI	Voluntary Controlled	Non Academy	Diocese of Canterbury				19/03/14	1		9	9	9	1
Tunbridge Wells	3032	Hawkhurst Church of England Primary School	PRI	PRI	Voluntary Controlled	Non Academy	Diocese of Canterbury		21/11/17		03/07/13	2		9	9	9	2
Tunbridge Wells	4003	High Weald Academy	SEC	ACA HIG	Academy	Academy					02/04/19	3		9	9	9	2
Tunbridge Wells	2135	Horsmonden Primary Academy	PRI	ACA PRI	Academy	Academy					06/07/16	2		9	9	9	2
Tunbridge Wells	3034	Lamberhurst St Mary's CofE (Voluntary Controlled) Prima	PRI	PRI	Voluntary Controlled	Non Academy	Diocese of Rochester		04/07/17		08/05/13	2		9	9	9	2
Tunbridge Wells	2482	Langton Green Primary School	PRI	PRI	Community	Non Academy					19/06/12	1		9	9	9	1
Tunbridge Wells	5439	Mascalls Academy	SEC	ACA WID	Academy	Academy			17/11/21	2	02/05/12	2		9	9	9	2
Tunbridge Wells	7070	Oakley School	SPE	C&L	Community	Non Academy			26/03/19	2	11/03/15	2		9	9	9	2
Tunbridge Wells	2127	Paddock Wood Primary Academy	PRI	ACA PRI	Academy	Academy			12/07/16		28/11/11	2		9	9	9	2
Tunbridge Wells	2139	Pembury School	PRI	PRI	Community	Non Academy			26/02/19	2	03/02/15	2		9	9	9	2
Tunbridge Wells	3913	Rusthall St Paul's CofE VA Primary School	PRI	PRI	Voluntary Aided	Non Academy	Diocese of Rochester		22/01/20	2	29/06/16	2		9	9	9	2
Tunbridge Wells	2142	Sandhurst Primary School	PRI	PRI	Community	Non Academy					05/02/19	2		9	9	9	2
Tunbridge Wells	3309	Sissinghurst Voluntary Aided Church of England Primary	PRI	PRI	Voluntary Aided	Non Academy	Diocese of Canterbury		06/02/18	2	06/06/13	2		9	9	9	2
Tunbridge Wells	6916	Skinnners' Kent Academy	SEC	ACA HIG	Academy	Academy			23/02/22		08/06/16	1		9	9	9	1
Tunbridge Wells	2045	Skinnners' Kent Primary School	PRI	ACA PRI	Academy	Academy					25/09/18	2		9	9	9	1
Tunbridge Wells	3297	Southborough CofE Primary School	PRI	PRI	Voluntary Controlled	Non Academy	Diocese of Rochester		21/06/18	2	27/03/14	2		9	9	9	2
Tunbridge Wells	3042	Speldhurst Church of England Voluntary Aided Primary S	PRI	PRI	Voluntary Aided	Non Academy	Diocese of Rochester				06/02/14	1		9	9	9	1
Tunbridge Wells	3754	St Augustine's Catholic Primary School	PRI	ACA PRI	Academy	Academy	Archdiocese of Southwark		15/09/21	2	12/11/15	2		9	9	9	2
Tunbridge Wells	3320	St Barnabas CofE VA Primary School	PRI	PRI	Voluntary Aided	Non Academy	Diocese of Rochester		04/10/18	2	27/11/14	2		9	9	9	2
Tunbridge Wells	5435	St Gregory's Catholic School	SEC	ACA WID	Academy	Academy	Archdiocese of Southwark	Yes			15/10/13	1		9	9	9	1
Tunbridge Wells	3322	St James' Church of England Voluntary Aided Primary Sc	PRI	PRI	Voluntary Aided	Non Academy	Diocese of Rochester				27/03/08	1		9	9	9	1
Tunbridge Wells	3050	St John's Church of England Primary School	PRI	PRI	Voluntary Controlled	Non Academy	Diocese of Rochester				08/11/17	2		9	9	9	2
Tunbridge Wells	3052	St Mark's Church of England Primary School	PRI	PRI	Voluntary Controlled	Non Academy	Diocese of Rochester		24/01/17		21/05/13	2		9	9	9	2
Tunbridge Wells	3294	St Matthew's High Brooms Church of England Voluntary	PRI	PRI	Voluntary Controlled	Non Academy	Diocese of Rochester		19/07/18	2	16/07/14	2		9	9	9	2
Tunbridge Wells	3053	St Peter's Church of England Primary School	PRI	PRI	Voluntary Controlled	Non Academy	Diocese of Rochester				19/03/14	1		9	9	9	1
Tunbridge Wells	2018	Temple Grove Academy	PRI	ACA PRI	Academy	Academy					17/09/19	2		2	2	2	2
Tunbridge Wells	5418	The Skinnners' School	SEC	ACA GRA	Academy	Academy					16/11/21	2		2	2	1	2
Tunbridge Wells	2025	The Wells Free School	PRI	FRE PRI	Free	Academy			18/06/19	2	19/05/15	2		9	9	9	2
Tunbridge Wells	4043	Tunbridge Wells Girls' Grammar School	SEC	GRA	Foundation	Non Academy					02/11/11	1		9	9	9	2
Tunbridge Wells	4045	Tunbridge Wells Grammar School for Boys	SEC	GRA	Community	Non Academy			25/11/21	2	10/01/13	2		9	9	9	2
Tunbridge Wells	1129	Two Bridges School	PRU	PRU	Community	Non Academy					06/03/18	1		9	9	9	1

An outcome of 9 indicates no available data due to school being inspected under a previous framework

SWK = Serious Weaknesses

SM = Special Measures

This page is intentionally left blank

EXECUTIVE DECISION

From: **Sue Chandler, Cabinet Member for Integrated Children's Services**

Sarah Hammond, Corporate Director of Children, Young People and Education

To: **Children, Young People and Education Cabinet Committee – 13 September 2022**

Subject: **Special Educational Needs – External Tuition Services**

Key decision **Overall service value exceeds £1m and affects more than two Electoral Divisions.**

Decision Number: 22/00078

Classification: Unrestricted

Past Pathway of report: N/A

Future Pathway of report: Cabinet Member Decision

Electoral Division: All

Summary:

This report provides the Children, Young People and Education Cabinet Committee with the background and rationale for establishing a formal contractual arrangement for Special Educational Needs provision for Tuition services that do not form part of the Service Level Agreement with The Education Programme and are currently delivered by external suppliers. This will ensure suitable quality of provision and establish an onward destination for children receiving the service.

Recommendation(s):

The Children, Young People and Education Cabinet Committee is asked to **CONSIDER** and **ENDORSE**, or **MAKE RECOMMENDATIONS** to the Cabinet Member for Integrated Children's Services on the proposed decision (attached as Appendix A) to:

A) Implement a 'Modified Dynamic Purchasing System' for Special Educational Needs External Tuition provision to fulfil the Council's responsibilities in meeting the needs identified in a child's Education, Health and Care Plan.

B) Delegate decisions on the establishment of the new arrangements to the Corporate Director for Children, Young People and Education, or other Officer as instructed by the Corporate Director for Children, Young People and Education, in consultation with the Cabinet Member.

1. Introduction

- 1.1. In April 2020, Commissioners embarked on a programme of work to understand the direct delivery and external purchasing of Tuition services. The first phase was to understand the direct delivery, and support the development of a Service Level Agreement with The Education Programme for internal tuition services. The second phase was to review what services KCC purchases externally, and make sure that Children and Young People (CYP) are getting the best outcomes possible.
- 1.2. In September 2021 the SEND Service established a formal Service Level Agreement with the Fair Access Team in the Education division. This expanded The Education Programme tuition service to allow for CYP with SEND to access tuition whilst awaiting placement within a school environment. This service is intended to be delivered over a 12-week period prior to placement, though some pupils may access the service for longer for a variety of reasons. In addition, there is a cohort of CYP who currently receive tuition from external private providers. These students were not included in the initial commissioning activity that developed the SLA.
- 1.3. Kent County Council is currently purchasing tuition services from a variety of external suppliers, providing educational support to CYP. These services are spot purchased without formal contracts and a clearly defined specification, leading to concerns of due diligence for suppliers, inconsistent outcomes, and an inability to evidence value for money. SEND is seeking to establish a framework with a range of suitably experienced providers to deliver Tuition Services for those children of compulsory school age and post 16 who, by reason of exclusion from school or otherwise, will not receive a suitable education without such arrangements.
- 1.4. Currently the SEND Service consult with The Education Programme before referring to the external market. A Service Level Agreement (SLA) is now in place and will be fully operational by January 2023 between the SEND Service and The Education Programme. This has increased capacity within The Education Programme to meet the requirements of the SEND Service for all equivalent standard placements, one to one tuition for a significant number of CYP under 16-years-old.
- 1.5. However, The Education Programme currently does not offer:
 - provision for over 16-years-old;
 - group tuition;
 - Educated other Than At School (EoTAS) in non-academic subjects e.g., riding therapy; and
 - formal qualifications such as GCSEs.
- 1.6. A decision is needed on the future contracting arrangements for external tuition provision outside the scope of the SLA and this paper sets options for consideration.

2. Current Arrangements

- 2.1. Usage of the external market for both equivalent standard and other tuition has grown steadily. The allocated budget for 2021-2022 was £2.35m although this financial year (March 2022) the out-turn spend had exceeded £3.26m.

SEN Spend	Financial Year				
	2017-2018	2018-2019	2019-2020	2020-2021	2021-2022
External Tuition Spend	£862,000	£924,000	£1,391,000	£2,244,000	£ 3,054,000
The Education Programme	£141,000	£130,000	£ 157,000	£274,000	£ 206,000
Total SEND Spend	£1,003,000	£1,054,000	£1,548,000	£2,518,000	£3,260,000
Allocated budget		£851,000	£ 851,000	£ 851,000	£ 2,350,000

2.2. All provision was spot purchased from the market, excluding The Education Programme. This has meant no clarity on costs, or control over cost increases as well as insufficient tools to manage supplier performance when this is poor. The overall outcome is to create a consistent commissioning approach for SEN external tuition provision for a named child with a clear pathway back to other educational settings where appropriate, a common specification, clarity of costs and improved contract management tools.

2.3. The increased staffing growth budgeted for in the SLA should give the service, capacity for a 108 CYP per term if the 12-week programme of tuition is adhered to. At present (2021-2022) standard tuition services work with 293 CYP, it is predicted that the majority of these will move to SLA when it is fully operational, post January 2023 however, for 115 CYP within the post 16 cohort (2021-2022) we still need to engage with the external market to meet their needs and provide the outcomes required.

2.4. A full breakdown for 2021-2022, can be found below including current providers, number of CYP and breakdown of cost inclusive to all post 16 requiring standard tuition.

2.5. The table below shows the current providers, spend and number of the CYP cohort requiring tuition post 16

Provider for Post 16 Standard Tuition	Total Spend 2021-2022	Number of CYP per provider
Tuition Extra (current spend which will include CYP under new scope of SLA)	£1,056,030.00	86
Classroom Ltd	£16,200.00	1
Fair Ways Community Benefit Society	£17,760.00	1
Fresh Start in Education	£15,420.00	1
Independence Development Ltd	£21,342.00	1
KMS Kent Ltd	£72,426.45	8
Teaching Personnel	£305.18	1
Tuition – KCC re-charge	£15,152.50	5

Winchmore Tutors	£98,539.00	11
Grand Total	£1,313,175.13	115

2.6 For a variety of reasons some CYP will not be able to access mainstream education or be within the scope of the SLA within the Education Programme. Currently their needs are being met by individual bespoke packages delivered via the external market. For example, CYP undertaking GCSEs, riding therapy, vocational programmes and post 16 educational provision or EoTAS.

2.7 The table below shows the External Tuition Providers outside the scope of the SLA (The Education Programme), the spend the number of the CYP cohort with complex tuition needs

External Tuition Provider	Total Spend 2021-2022	Number of CYP per provider
Tuition Extra (>12hrs)	£388,166.50	14
Write-Trak Ltd	£504,322.00	49
Kings Reach	£171,410.00	6
National Teaching & Advisory Service	£82,550.00	5
Beeline Behaviour Change Ltd	£20,000.00	1
Pay parent	£13,192.00	1
Independence Development Ltd - Edwin Therapeutic Unit	£10,671.00	2
Nicola Lythgoe – Sunflowers	£10,500.00	1
Symbol	£5,837.00	1
Nisai Learning	£2,916.66	3
Cambridge Online Education Ltd	£4,000.00	1
Wiltshire Wildlife Trust	£2,600.00	1
Nelson Park Riding Centre	£1,666.68	1
The Reading Doctor (Herne Bay) Ltd	£1,520.00	1
A+bility	£840.00	1
Creepy Claws	£6,210.00	2
Grand Total	£1,226,401.84	90

2.8 The need of the cohorts shown at 2.5 and 2.7 above cannot currently be met by the Education Programme and therefore their needs must be met by the external market.

3. Legislative Context

3.1 Kent County Council has a statutory responsibility under The Education Act 1996 to provide education for all Children and Young People until the age of 19, or 25 for those with an EHCP. Associated legislation includes The Children and Families Act 2014, the SEN Code of Practice (2015), the Equality Act 2010 and The Special Educational Needs and Disabilities Regulations 2014.

3.2 This work is taking place as a result of the Ofsted and Care Quality Commission (CQC) joint review of SEND provision for Kent CYP and the resulting Written Statement of Action (WSoA) KCC implemented to address the concerns of the review. The commissioning of External Tuition placements is a result of several areas found lacking in the review which are addressed through the following workstreams of the WSoA:

2. Inclusive Practice and the Outcomes, Progress and Attainment of Children and Young People
3. Quality of Education, Health, and Care Plans
4. Joint commissioning and governance

Kent Local Area SEND Written Statement of Action 2019
https://www.kent.gov.uk/data/assets/pdf_file/0008/99719/SEND-Written-Statement-of-Action.pdf

4. Options Appraisal

- 4.1 The Public Contracts Regulations (PCR) 2015 mean that spot purchasing arrangements above the specified financial threshold of £213,477 are not acceptable.
- 4.2 This paper sets out to introduce the available options with further details on the options listed after the table.

<u>Option 1</u>	Do nothing	The services would continue to be delivered via the current spot purchasing arrangements, with no clear pathway out of Tuition, no consistent contract terms or contract management tools, no clarity of costs and not compliant with PCR 2015.
Funding	Total spend would continue to increase.	
<u>Option 2</u>	Implement a Dynamic Purchasing System	The new contractual arrangements would commence on 1 January 2023 (TBC).
Funding	Current spend on External tuition is £3,054,000 per annum	
<u>Option 3</u>	Expand the current SLA for The Education Programme's capacity and amend to fully meet the service's tuition needs (increasing the offer per student)	The new contractual arrangements would commence on 1 January 2023 (TBC).
Funding	Until the SLA is live and operational it is not possible to fully cost this option.	
<u>Option 4</u>	Recommended Option – Purchase services through a 'Modified Dynamic Purchasing System'	The new contractual arrangements would commence on 1 January 2023 (TBC).
Funding	Current spend on External tuition is £3,054,000 per annum	

4.3 Option 1 – Do nothing

- 4.4 The services continue to be delivered via the current spot purchasing arrangements - no additional staff resources would be required or disruption to delivery of current service to CYP.
- 4.5 **This option is not recommended** as it does not comply with the Public Contract Regulations 2015. Therefore, the current arrangements limit KCC's ability to shape and control the market to ensure the right capacity is available and the right service being delivered. KCC has limited influence over the outcomes of the service and limited contract management tools to improve supplier poor-performance and there is no clear pathway out of tuition for CYP.
- 4.6 **Option 2 – Implement a Dynamic Purchasing System (DPS)**
- 4.7 This option would tender and let a DPS to deliver Tuition services. The procurement would use the 'light touch' regime as defined in the Public Contracts Regulations 2015, allowing the tender and contract to be designed around the specific needs of service users.
- 4.8 Implementing a DPS would have limited disruption to the status quo and delivery of current services, though market engagement and support would be required for some providers as part of the procurement. The DPS would allow new entrants into the market to apply to join, with providers being required to pass a quality threshold to be awarded a place on the contract. The DPS can be split into lots to accommodate different specialisms or geographic locations to improve the delivery of services at a local level.
- 4.9 The tender documentation and evaluation methodology can be designed to ensure the procedure is clear and that the tendering process is not a barrier. Support and training will be made available in the use of an eTendering portal such as ProContract. Market engagement will be essential to ensure all suppliers continue to be involved in the tender process.
- 4.10 A formalised contract with a defined pathway out of tuition would enable improved control of costs for tuition services. Establishing a pathway out of tuition would reduce spend in this area.
- 4.11 **This option is not recommended** as the supply market is a mixture of smaller and more established providers; this could result in a variable appetite for a formal tender process. It is possible that smaller providers lack capacity to complete an 'Invitation To Tender' and therefore impact the continuity of supply.
- 4.12 **Option 3 – Expand the current SLA for The Education Programme's capacity and amend to fully meet the service's tuition needs (increasing the offer per student)**
- 4.13 This option would analyse and assess whether The Education Programme could be expanded to fully meet the SEND Service's need for Tuition services. Increasing the offer, using the new virtual learning platform, and considering other options (e.g., offering small groups at Adult Education Centres etc.) to offer a well-rounded service, as well as linking with Therapies/other areas to ensure the full provision set out in the EHCP is met. There would also be a well-defined pathway out of tuition where appropriate.

- 4.14 Internal provision would enable SEND to provide a holistic service supporting a CYP and delivering education, incorporating wider services as required, such as SEN Therapies. Referrals can be made more quickly through internal processes. Offer would be compliant with statutory guidance by providing full-time education, or as close as possible with needs considered. This approach would also be compliant with Spending the Council's Money and the PCR 2015.
- 4.15 **This option is not recommended**, further increasing the scope of The Education Programme would require additional resources and staffing to ensure the service is able to meet the needs of a wider group of CYP. Additionally, until the new SLA is fully mobilised it is difficult to analyse whether the service can support CYP with specific needs that are not covered at present. This includes alternative EoTAS learning, formal qualifications, and post 16.
- 4.16 If the Education Programme is unable to support these CYP then such services would need to be commissioned separately.
- 4.17 The SLA with The Education Programme has not yet been fully mobilised and will not be at full capacity until January 2023. Moreover, one model of tuition may not meet all the needs of CYP with an EHCP, and the SLA might not be capable of being expanded to meet the current capacity levels required, and variety of services needed.
- 4.18 **Option 4: Recommended Option – Purchase services through a 'Modified Dynamic Purchasing System'**
- 4.19 **This recommended option** would explore whether tuition could be purchased through a 'Modified Dynamic Purchasing System' (MDPS) created using the provisions of the 'light touch' regime in the PCR 2015. Providers would have to be registered with appropriate professional bodies to deliver their services. Provision suitable for the needs of each CYP could be selected primarily on quality, ensuring that the needs of the CYP is paramount. Price will be included in award decision ensuring transparency of costs is made available.
- 4.20 The same challenges with the market as outlined in option 2 need to be considered; market engagement would be required to ensure all providers are involved in the tender and able to submit bids. The tender process would also be less formal than for option 2 and can be adapted to better suit smaller providers.
- 4.21 This framework will establish standard terms and conditions for all providers and ensure clarity of costs. It would provide improved contract management tools, the remedies available to manage performance would be enhanced, and it would ensure a minimum standard of provider capability. It would also provide a defined pathway for each CYP to an onward destination.

- 4.22 Providers will be able to apply to join the MDPS by submitting a Selection Questionnaire (SQ), this will include evaluation against agreed quality criteria and provide an indicative pricing schedule. Support would be made available for providers in the use of ProContract to improve market engagement with the procurement. Providers will be required to confirm they possess appropriate professional qualifications, as described within the specification.
- 4.23 To be awarded a place on the MDPS, Providers will need to evidence that they have suitable professional expertise, suitable insurance cover, relevant Health and Safety policy and appropriate Safeguarding policy. SEND will advise on the requisite quality threshold and evaluation criteria to determine professional competence. Wider support will be sought from Legal, Finance and Health and Safety to ensure all aspects of the contract adhere to KCC policy.
- 4.24 Providers on the framework can join, leave, or resubmit pricing schedules at any time. Call-offs will be based on the most suitable provider to meet the specific educational need of the CYP identified in the EHCP. Selection will be based on a combination of professional expertise and price.
- 4.25 SEND do not currently have an established contract in place, tuition services are spot-purchased. There are no standard contract terms, or specification used to provide consistent outcomes for CYP. Additionally, there is also no due diligence of providers undertaken to ensure a sufficient Safeguarding Policy, Health and Safety Policy, adequate insurance cover and financial robustness.
- 4.26 Tendering and establishing a MDPS, will provide stability and sustainability to this market, begin developing capability with providers and provide a compliant contractual basis for working more closely with providers when planning future requirements. It will also ensure that the above risks are mitigated.
- 4.27 The SEND Service ambition is that fewer children are out of school for less time, therefore providers on the MDPS will be invited to engage in dialogue with KCC to enable shared learning and continuous improvement, driving improvement in the quality of provision. A formalised contractual relationship will enable SEND to identify suitable tuition support to meet the needs of CYP and ensure that capacity is available in the market when needed.
- 4.28 The MDPS will be designed to ensure that tuition for CYP can be purchased quickly using a combination of quality and price criteria, quality will be based on the most suitable provider to meet the needs of the CYP. This process can allow services to be procured quickly and easily. In addition, 'flexible block contracts' (also known as 'soft-block contracts') could be used to reduce costs where there are several CYP requiring tuition from the same provider.
- 4.29 A formalised contract with a defined pathway out of tuition would enable improved control of costs for tuition services. Establishing a pathway out of tuition would reduce spend in this area.

4.30 The table below outlines an indicative timetable for the key procurement activities:

Stage	Date
Prior Information Notice (PIN) issued	September 2022
Call for Competition and SQ issued to Tenderers	September 2022
Deadline for Tenderers questions	November 2022
The Authority's response to Tenderers questions	November 2022
SQ returned by Tenderers	December 2022
Evaluation and tender list approval	January 2023
Award	February 2023
Issue intent to award letters	February 2023
Standstill period complete	February 2023
Mobilisation Period	February 2023

5. Voice of the Child

- 5.1 To make sure that the voice of children and young people is embedded in this commissioning activity, Commissioners will contact the Participation Team to seek views from anyone that has or is receiving Tuition services. We would then talk to the CYP and for them to tell us what it is like to receive these services, what they do or do not like and how and where we can improve, in order that we can include their views in the development of the Service Specification. This will also identify which CYP want to be involved in the creation of the evaluation process, including developing a question from the perspective of CYP on what is important to them from a Tuition service. This will require Providers to bid using an evidence-based response which the CYP will evaluate and score. In addition to this evaluation process, providers will be required to demonstrate and be scored on how they are able to capture the voice of the child and young person themselves.
- 5.2 We will also liaise with SEN colleagues to contact those CYP in receipt of Tuition services and identify whether they would also like to contribute.
- 5.3 In order for the voices of CYP to be continually heard, it is proposed that the Educational Psychologist Team alongside Commissioners will design a draft survey to be shared with CYP to assess the appropriateness of language and content. This in turn will be incorporated into the survey which will be sent annually to all CYP who are in receipt of Tuition. Specific themes will be identified by the Educational Psychologists who will follow up through a process of qualitative interviews with CYP and feedback accordingly. This will ensure that Tuition Providers are delivering provision in a way that supports CYP in their development and re-engagement with Education.

6. Legal involvement

- 6.1 The Office of the General Council will be approached to provide legal support to draft the Modified Dynamic Purchasing System contract and advise/support the procurement using the light touch procurement process.

7. Equalities implications

7.1 An EqIA screening has been completed and found a full action plan was not required. This will continue to be developed and reviewed as this project progresses.

8. Other corporate considerations

8.1 Other parts of the Council access Tuition services from the private market. A scoping exercise will be undertaken to see whether this Framework can be adapted to include the requirements of the Virtual School Kent and Community Learning and Skills.

9. Governance

9.1 Overall budget responsibility sits within the Children and Young People and Education's Directorate, with service accountability in the Special Educational Needs and Disabled Children and Young People's Services Division.

10. Conclusions

10.1 There is an urgent need to establish a formalised contractual arrangement with suppliers of External Tuition services. This will establish a pathway out of Tuition and ensure consistent outcomes for CYP. It will also provide enhanced contract monitoring tools and control of costs. Considering the supply market involved, a Modified Dynamic Purchasing System is the most appropriate contracting model

10.2 Commissioning have worked with SEND to identify methods to improve the use of Tuition to ensure that there is an agreed onward destination for CYP receiving the service. At present the new SLA with the Education Programme is still being mobilised, it is not therefore appropriate to consider further expansion of this service until the SLA is live.

11. Recommendation(s)

11.1 The Children, Young People and Education Cabinet Committee is asked to CONSIDER and ENDORSE, or MAKE RECOMMENDATIONS to the Cabinet Member for Integrated Children's Services on the proposed decision to:

A) Implement a 'Modified Dynamic Purchasing System' for Special Educational Needs External Tuition provision to fulfil the Council's responsibilities in meeting the needs identified in a child's Education, Health and Care Plan.

B) Delegate decisions on the establishment of the new arrangements to the Corporate Director for Children, Young People and Education, or other Officer as instructed by the Corporate Director for Children, Young People and Education, in consultation with the Cabinet Member, to implement the Decision.

12. Background Documents

[Internal Tuition SLA Key Decision](#)

13. Contact details:

Report Authors:

Christy Holden, Head of Strategic
Commissioning (Children and Young
People)
03000 415356
Christy.Holden@kent.gov.uk

Jamie Brooks, Senior Commissioner
03000 419430
Jamie.brooks@kent.gov.uk

Relevant Directors:

Mark Walker, Director of SEN and
Disabled Children and Young People
Services
03000 415534
Mark.walker@kent.gov.uk

This page is intentionally left blank

KENT COUNTY COUNCIL – PROPOSED RECORD OF DECISION

DECISION TO BE TAKEN BY:

Sue Chandler

Cabinet Member for Integrated Children's Services

DECISION NO:

22/00078

For publication [Do not include information which is exempt from publication under schedule 12a of the Local Government Act 1972]

Key decision: YES

Key decision criteria. The decision will:

- a) result in savings or expenditure which is significant having regard to the budget for the service or function (currently defined by the Council as in excess of £1,000,000); or
- b) be significant in terms of its effects on a significant proportion of the community living or working within two or more electoral divisions – which will include those decisions that involve:
 - the adoption or significant amendment of major strategies or frameworks;
 - significant service developments, significant service reductions, or significant changes in the way that services are delivered, whether County-wide or in a particular locality.

Subject Matter / Title of Decision

Special Educational Needs (SEN) – External Tuition Services

Decision:

As Cabinet Member for Integrated Children's Services, I agree to:

- A) Implement a Modified Dynamic Purchasing System for Special Educational Needs External Tuition provision to fulfil the Council's responsibilities in meeting the needs identified in a child's Education, Health and Care Plan (EHCP).
- B) Delegate decisions on the establishment of the new arrangements to the Corporate Director for Children, Young People and Education, or other Officer as instructed by the Corporate Director for Children, Young People and Education, in consultation with the Cabinet Member

Reason(s) for decision:

- Decision
 - Decision required because the total value of contracts will exceed threshold for a Key Decision.
- Background
 - Kent County Council currently purchases Tuition Services from a variety of external suppliers, providing educational support to Children and Young People (CYP). These services are currently spot purchased without formal established contracts and specifications, leading to concerns of due diligence of providers, inconsistent outcomes, and questionable value for money. SEND is seeking to secure a range of suitable and experienced providers to deliver Tuition Services for those children of compulsory school

age and post 16 who, by reason of exclusion from school or otherwise, will not receive a suitable education without such arrangements.

- Options Appraisal

1. Do nothing
2. Establish a Dynamic Purchasing System (DPS)
3. Expand the current Service Level Agreement SLA for the Education Programme capacity and amend to fully meet the service's tuition needs (increasing the offer per student)
4. Establish a Modified Dynamic Purchasing System (MDPS)

Recommended is Option 4, to establish a Modified Dynamic Purchasing System, as this would enable KCC to stabilise this market and allow better planning for future demand for services. This option is also preferable for smaller providers.

A MDPS framework is to ensure best outcomes for children and young people. Will provide some stability and sustainability to this market and provide a compliant contractual basis to work more closely with providers when planning future requirements.

- The risks involved with not taking this decision include:
 - continued non-compliant spend (PCR 2015)
 - inconsistent provision and outcomes for CYP with EHC Plans.
 - KCC limited influence to shape and control the market to ensure the right capacity and provision is available.

- Strategic Plan

- This will support the following strategic outcomes of KCC:
 - Respond to national policy changes on SEND provision, work with SEND families to rapidly improve the service provided to SEND children and work with mainstream schools so more can accept and meet the needs of children with SEND, increasing choice and proximity of school places.
 - Framing Kent's Future Our Council Strategy, 2022-2026
 - .

In addition, this service will support achievement of the following priorities:

- Special Educational Needs and Disability (SEND): We are committed to working in partnership to make the necessary improvements for children and young people with SEND and their families.
- Implementing the Kent Special Educational Needs and Disabilities (SEND) Written Statement of Action Plan: [...] Following the result of our Ofsted and Care Quality Commission (CQC) inspection in 2019, we are focusing on designing better, more inclusive services to improve the quality of services for children and young people with SEND.
- Support for vulnerable young people: Our role is to champion children, young people, parents and families. We want to improve life chances and close the achievement gap for vulnerable young people.

KCC Strategic Delivery Plan, 2020-23

- Financial Implications

- The SEN spend for External Tuition Provision is summarised below:

SEN Spend	Financial Year				
	2017-2018	2018-2019	2019-2020	2020-2021	2021-2022
External Tuition Spend	£862,000	£924,000	£1,391,000	£2,244,000	£ 3,054,000
The Education Programme	£141,000	£130,000	£ 157,000	£274,000	£ 206,000
Total SEND Spend	£1,003,000	£1,054,000	£1,548,000	£2,518,000	£3,260,000
Allocated budget		£851,000	£ 851,000	£ 851,000	£ 2,350,000

- These provisions fall under the Special Educational Needs & Psychology Services key service line within Special Educational Needs and Disabilities (SEND) Division budget, line 65 in the 2021/22 KCC Budget.

- Legal Implications

- Kent County Council has a statutory responsibility under The Education Act 1996 to provide education for all CYP until the age of 19, or 25 for those with EHC Plans. Associated legislation includes The Children and Families Act 2014, the SEN Code of Practice (2015), the Equality Act 2010 and The Special Educational Needs and Disabilities Regulations 2014.
- Continuing with the current arrangements will remain non-compliant with PCR 2015.

- Equalities implications

- An Equality Impact Assessment (EqIA) screening has been completed and has concluded that the proposed decision does not present any adverse equality impact.

Cabinet Committee recommendations and other consultation:

The Children's and Young People Cabinet Committee will consider this decision on 13 September 2022.

Any alternatives considered and rejected:

- **Option 1**, to do nothing, was discounted because the spend is non-compliant with the Public Contract Regulations (PCR) 2015. Therefore, the current arrangements limit KCC's ability to shape and control the market to ensure the right capacity and provision is available. KCC has limited influence over the outcomes of the service and limited contract management tools to improve supplier poor-performance.
- **Option 2**, Implementing a Dynamic Purchasing System (DPS), would have limited disruption to status quo and delivery of current services. The market is complex, with a mixture of size and type of suppliers. These differing categories of supplier could result in a variable appetite for a formal tender process, possibly impacting continuity of supply.
- **Option 3**, Expand The Education Programme's capacity to fully meet the service's needs (maintaining the current offer per student)
- Spend would be compliant with PCR 2015. Internal provision does enable SEND to manage all aspects of provision supporting a CYP and delivering education, incorporating other services as required, such as SEN Therapies.

- Further increasing the scope of The Education Programme would require additional resources and staffing to ensure the needs of CYP are met. There will still be CYP with specific needs that are not covered, such as alternative Educated other Than At School (EoTAS) learning and qualifications and post 16, such services can be commissioned as a separate activity.
- The new SLA with The Education Programme has not yet been fully implemented, lessons learnt, and potential risks have not been fully explored. The service will not be at full capacity until January 2023. Moreover, one model of tuition would not meet all the needs of CYP with an EHCP, and the SLA could not meet the current capacity levels required.

Any interest declared when the decision was taken and any dispensation granted by the Proper Officer: None

.....
Signed

.....
Date

From: Sue Chandler, Cabinet Member for Integrated Children's Services
Sarah Hammond, Corporate Director of Children, Young People and Education

To: Children's, Young People and Education Cabinet Committee – 13 September 2022

Decision No: 22/00079

Subject: Supported Accommodation

Classification: Unrestricted

Past Pathway of Paper: CYPE Cabinet Committee 1 March 2022

Future Pathway of Paper: Cabinet Member Decision

Electoral Division: All

Summary:

This report details the challenges encountered as part of a recommissioning programme for accommodation services for 16-21-year-olds, in light of the announcement from Ofsted to introduce regulation to previously unregulated provision. The Young Person's Supported Accommodation and Floating Support (YPSAFS) and Shared Accommodation contracts were due to expire on 30 September 2022 and 31 October 2022 respectively. Following agreement of a Direct Award, the contracts now end on 31 March 2023. These contracts require recommissioning to accommodate KCC's children and young people from the age of 16 to meet KCC's Sufficiency Strategy 2022-2027 requirements.

In December 2021, Ofsted announced that all accommodation for 16/17-year-old children would need to be regulated in a previously unregulated market which has significantly impacted the proposed direction of travel. The announcement derailed a years-worth of commissioning activity. As of August 2022, Ofsted have yet to publish the final details on the new regulations. It is anticipated that the requirements will not be published until late December 2022.

Changes in regulation provides additional complexity in recommissioning services that have previously been unregulated. In the absence of clear guidance from Ofsted, developing the specification within the timescales and the potential of mobilising a new provider could be challenging and has many associated risks.

It is therefore proposed that a Key Decision is sought to directly award contracts to Clearsprings Ready Homes (Shared Accommodation) from 1 April 2023 to 31 March 2024 and to Look Ahead Care and Support, Sanctuary and YMCA Thames Gateway (Young Persons Supported Accommodation and Floating Support) from 1 April 2023 to 31 March 2024, on a reducing scale. These providers hold the existing contracts which have been extended under a Key Decision taken in March 2022. This action is sought to provide additional time, prior to regulation of these services being introduced, so that the implications are more fully understood by the Council and potential providers bidding for the services before entering a procurement exercise.

Recommendations: The Children, Young People and Education Committee is asked to **CONSIDER** and **ENDORSE** or **MAKE RECOMMENDATIONS** to the Cabinet Member for Integrated Children's Services on the proposed decision (attached as Appendix One) to:

- a) **AGREE** to directly award a new contract, under the same terms and conditions to Clearsprings Ready Homes from 1 April 2023 to 31 March 2024 for Shared Accommodation services.
- b) **AGREE** to directly award a new contract under the same terms and conditions to Look Ahead Care and Support, Sanctuary and YMCA Thames Gateway from 1 April 2023 to 31 March 2024 for the Young Person's Supported Accommodation and Floating Support (YPSAFS) services, on a reducing scale.
- c) **AGREE** to procure new Supported Accommodation Services effective 1 October 2023 for a minimum of four years with potential further extensions of up to four years.

1 Introduction

- 1.1 The Young People's Supported Accommodation and Floating Support (YPSAFS) and Shared Accommodation contracts were due to expire on 30 September and 31 October 2022, respectively. Following an agreement of a Direct Award, the contracts now end on 31 March 2023.
- 1.2 These contracts still require commissioning to accommodate KCC young people/young adults from the age of 16 to meet KCC's Sufficiency Strategy 2022-2027 requirements.
- 1.3 KCC has a statutory responsibility to safeguard and promote the welfare of Kent Children in Care and ensure best value for money it spends on behalf of the Kent population. It also has a statutory responsibility to ensure there is a safe and sufficient accommodation for Children in Care.
- 1.4 The Shared Accommodation contract is currently held by Clearsprings Ready Homes and commenced on 1 November 2017. There is no provision in the contract to extend.
- 1.5 The Young Persons Supported Accommodation and Floating Support contract is currently held by Look Ahead for West Kent and South Kent, Sanctuary Housing for East Kent, and YMCA Thames Gateway for North Kent. These contracts commenced on 1 October 2018 and there is no provision in the contract to extend.
- 1.6 Following full analysis of the provision data, market position and engagement with Social Workers, Personal Advisors, the Strategic Unaccompanied Asylum-Seeking Children (UASC) service, District and Borough Councils, providers of accommodation services and young people, a Business Case and Commissioning Plan were developed and were due to be presented to the Children, Young People and Education Cabinet Committee in January 2022. However, the announcement by Ofsted in December 2021 to require regulation in a previously

unregulated accommodation market has significantly impacted the proposed direction of travel.

- 1.7 More information has come to light since the initial announcement which has enabled a more informed set of options for consideration although without full clarity, to enter into the recommissioning plans that were due to be proposed for decision at this stage could introduce significant service, financial and contractual risks to the Council.

2 Current situation

- 2.1 Currently, semi-independent accommodation is being used by the authority to place more children and young people with complex backgrounds, multiple issues and often a history of breakdown in regulated accommodation. These children can be very difficult to place in regulated provision, therefore end up in unregulated settings, using bespoke packages of support.

- 2.2 Accommodation services that fall out of regulation have been widely used nationally and have, in some cases, had poor media coverage. In Kent, we have used unregulated provision as follows:

- **Shared Accommodation.** This was initially commissioned to act as move-on accommodation for the UASC cohort after their eight-week stay in a Reception Centre. This is usually a three or four bed property used with matched young men aged 16+. This is an accommodation-only model with support from the Social Worker or Personal Advisor.
- **Semi-Independent Accommodation.** This is spot purchased from Providers where Commissioners check the appropriate policies and procedures for understanding and supporting young people. This is usually a three or four bed property with an office for staff to be on site occasionally, between 8am and 8pm or 24 hours a day depending on the way the provider has set up their service or the needs of the young people. More recently, this type of accommodation is being used to place more children and young people with complex backgrounds, multiple issues and often a history of breakdown in regulated accommodation. These children can be very difficult to place in registered provision (children's homes or fostering) and therefore end up in unregulated settings, using bespoke packages of support. Paradoxically, many of these complex young people thrive. Ofsted has already outlawed this accommodation for under 16-year-olds requiring providers to immediately close or become registered.

- 2.3 Shared Accommodation has grown significantly since the start of the contract and not in-line with a predicted reduction as detailed in the Sufficiency Strategy. This is due to the fluctuating unpredictable UASC arrivals and the flexibility of the provider through the pandemic where move-on from accommodation was restricted.

- 2.4 In 2021, the Change for Kent Children Programme established a workstream to focus on reducing the number of young people in high-cost Semi-Independent Accommodation. This saw a shift of citizen young people moving into Shared Accommodation.

- 2.5 Overwhelming feedback from social care professionals was the need to introduce a package of support to young people in Shared Accommodation where they were continually causing disruption in the properties due to cleanliness and damage. This was included as part of the accommodation pathway for the initial recommissioning plans for the services.
- 2.6 Providers of both Shared Accommodation and YPSAFS have worked in partnership with KCC to deliver services and accept a lot of risk that may not be appropriate to that which is commissioned. Good effective relationships have been developed which enable open and transparent conversations about provisions, young people and an understanding of the challenges faced.
- 2.7 The need to accommodate high needs complex young people has increased alongside a lack of suitable accommodation, provider risk appetite or availability at an affordable cost.

3 Activity and Costs

- 3.1 The table below shows the placement costs for 16 and 17-year-olds currently in Shared and Supported Accommodation services being required to move to spot-purchased semi-independent accommodation if contracts are not renewed. Under Ofsted proposals, semi-independent would still need to become regulated and would likely incur additional costs.

Provision	Current standard weekly cost	Number of 16/17 year old Children as of 30.06.22	Total Weekly Cost	Total Weekly Cost if moved to semi-independent	Difference weekly cost
Semi-Independent Accommodation	£550	87	£47,850	£47,850	£0
Supported Accommodation	£420	60	£25,200	£33,000	£7,800
Shared Accommodation (No support)	£125	101	£12,625	£55,550	£42,925
				Total	£50,725 (Weekly) £2,645m Annually

- 3.2 The number of young people across the provision, age and status is detailed below:

Provision	Number of 16/17 year olds as of 30/06/22	Citizen/UASC	Number of 18+ as of 30/06/22	Citizen/UASC
Semi-Independent Accommodation	87	UASC 18 Citizen 69	2	UASC 0 Citizen 2

Supported Accommodation (YPSAFS)	Children in Care - 27 Children in Need - 33	This data is currently being sourced.	CL – 61 Former Children in Need – 34 (Note lower numbers than usual due to significant damages caused by CLs causing delays in re-letting)	
Shared Accommodation	101	UASC 91 Citizen 10	467	UASC 419 Citizen 48
Totals	248	UASC 109 Citizen 79	530 564 (incl 34)	UASC 419 Citizen 50

4. Challenges and Risks Impacting on Recommissioning and Service Provision

4.1 What we currently understand about Ofsted’s position and future intentions to regulate the unregulated provision is as follows:

- It is still unknown if the new regulations will include the Reception Centre estate, although may release standards and conditions to be met.
- From 9 September 2021, placements for children aged under 16 in unregulated provision receiving, or not receiving, **care** or **support** was outlawed.
- **Care** provided in accommodation provision for anyone under 18 must be regulated, both the care and the property.
- It remains unclear when new placements must be in regulated provision, now assumed 1 October 2023. However, it was initially indicated that from 1 April 2022, providers delivering unregulated provision must take steps to become regulated providers by Ofsted. There has since been further communication where Ofsted will begin registering providers from April 2023 ahead of the new national standards becoming mandatory for all providers from Autumn 2023, at which point all providers will need to be registered with the first full inspections expected to begin from April 2024.
<https://www.gov.uk/government/consultations/introducing-national-standards-for-unregulated-provision>
- Changes in regulation provides additional complexity in recommissioning services that have previously been unregulated. In the absence of clear guidance from Ofsted, developing the specification within the timescales and the potential of mobilising a new provider could be challenging and has many associated risks.

4.2 The table below seeks to identify the impact against the known challenges and risks. Further work is needed to understand and plan all impacts and to develop revised Commissioning approaches. To have a contract in place by April 2023 would potentially risk young people having to move in an unplanned way, providers building in costs, reputational risk for the local authority if the procurement is to be aborted. The recommendation in this report is not without risk and could be at risk of challenge if not managed appropriately. It is therefore

suggested a further Voluntary Ex-Ante Transparency (VEAT) notice is published to reduce the risk of challenge prior to the contracts expiring.

Risks

Challenge/ Risk	Impact
Insufficient clarity of what the regulations may entail.	Providers costing in the risk of regulation expecting it to be as robust as regulations for residential and fostering services. Inaccurate specification due to not knowing the regulation requirements resulting in the contract not being fit for purpose.
Current providers may not wish to become regulated.	The properties accommodating approx. 800 of Kents young people/young adults may not be accessed by a new provider leaving a longer mobilisation period. Uncertainty that the market has enough regulated services to meet the Councils needs and demand. Uncertainty of the qualified workforce required including the potential cost impact of staffing.
Psychological, social, and academic impact on children and young people following multiple placement moves	The uncertainty of the Ofsted regulation requirements could lead to having to go out to the market for a second time due to providers not becoming regulated. Children and young people would be forced to move following the placement breakdown. This would have impact on their mental health and result in poor outcomes. If the incumbent providers are unsuccessful, every existing child and young person will need to move into a spot purchased contract, and then subsequent moves into the new providers.
Cost of multiple procurement exercises.	Challenging timescales to achieve a successful procurement if going out to tender in September/October 2022. Uncertainty of the Ofsted regulation requirements could lead to having to go out to the market for a second time. The estimated cost in procuring these services is £114k. Going out to market multiple times would result in a significant cost in procurement costs to the Council.

Options considered:

We had to consider the risks highlighted above as part of the options appraisal exercise and the options identified at this stage, due to the unknown detail from Ofsted, can be found below. The preferred option that would allow services to continue, to the point of known regulation requirements, would be Option 2, to directly award 12-month contracts under the same terms and conditions to the

incumbent providers (on a reducing scale for YPSAFS). This would allow sufficient time to specify requirements, run a compliant procurement exercise, and ensure continuity of service for our children and young people.

- **Option 1: Run a tender process for the new services to commence in April 2023 for all new placements. Either directly award a contract or move to spot purchased arrangements for up to one year to the incumbent providers for existing placements. This will provide a managed mobilisation period for the successful providers to become registered. Existing placements would then transition over once they are registered –** If the communication from Ofsted, that states providers must be registered by Autumn 2023 stands, then technically there could be a number of unlawful placements from Autumn 2023 to April 2024 if the successful providers of the new services fail in their registration, leading to another procurement exercise to be carried out and any unlawful placements having to move to a higher cost registered spot purchased service.
- **Option 2: Directly Award one-year contracts from 1 April 2023 to the incumbent providers and run a tender process for the new Supported Accommodation Service to commence from 1 October 2023.** Ofsted are currently indicating that guidance will be issued by December 2022. KCC will be clearer on what it is looking to buy, and Providers will be clearer on their requirements. Providers will be able to understand what being Registered and Regulated will mean and submit better informed costed bids. KCC would prioritise transferring the existing 16/17-year-olds into the new contracted arrangements from 1 October 2023, with an understanding that there is a manageable plan for these young people by the time Providers are inspected in April 2024. The 18+ young people will be able to remain in contracted provision and either moved onto spot contracts or transitioned into the new services/better suited services for their needs post 18.
- **Option 3: Directly Award six-month contracts from 1 April 2023 to the incumbent providers and run a tender process for the new Supported Accommodation Service to commence from October 2023.** This is the same for option 2 other than a potential to move all young people, either physically or onto spot contracts, depending on who is successful at tender. This would make mobilising a challenge for the 18+.

4.3 Based on the above options appraisal Strategic Commissioning recommends **Option 2, Directly award one-year contracts from 1 April 2023 to the incumbent providers and run a tender process for the new Supported Accommodation Service to commence from October 2023.** This will require a reducing contract for YPSAFS as the new contract from 1 October 2023 mobilises.

4.4 Strategic Commissioning expect the new service contract term to be four years with the option to extend for two additional years with a further option to extend for another two years.

5. Timescales

5.1 Should the recommended option be agreed, work will continue to finalise specification development and preparation of Invitation to Tender documentation.

A procurement process can be implemented to ensure that there is no gap in provision and enabling a new service to be in place from 1 October 2023.

- 5.2 The initial Procurement timetable for accommodation services from November 2021 allowed a 10-month tender and mobilisation period. With the announcement and the initial plan having to be largely aborted, a new tender and mobilisation period would need to commence in September 2022, or beginning of October at the very latest, to achieve full re-procurement.

6. Financial Implications

- 6.1 The annual value of these contracts is approximately £6.7million combined (for 2021/22). The Shared Accommodation service element is largely funded from the Home Office grant and is the largest area of spend at £4.2m. Some shared accommodation costs along with the YPSAFS contract is funded from the General Fund. The YPSAFS contract is £2.4-£2.8m per year dependent on the number of children in care placed in the service.
- 6.2 Assuming providers will accept a new contract for 12 months at the same level of cost, this is already included in the revenue budget under the following budget lines. “Looked After Children – Care and Support”, “Children in Need – Care and Support”, “Care Leavers Service” and “Asylum”.
- 6.3 Regardless of whether the Ofsted regulations were being introduced, a significant increase in the weekly blended rates would be expected. This is due to accommodation costs drastically increasing since the original contracts were let in 2017/18 because of higher inflation, rising costs of living and housing stock availability. In addition, there has been no annual inflationary uplift to the contracts.
- 6.4 Once the new Ofsted Regulations are known, financial forecasting and requirement of needs will be significantly more accurate, which supports the proposal for a direct award.
- 6.5 The approximate cost of running a procurement exercise is £114k therefore running multiple procurements would be a costly and time-consuming exercise.
- 6.6 The Department for Education¹ has included investment to Ofsted from the Spending Review worth £17 million between April 2022 and March 2025 to build up the capacity and capability to deliver the new system of regulation and inspection. They state that “a further £121 million from the overall settlement for these reforms will be distributed to councils to cover the cost associated with introducing the national standards.” And that “the Department for Education will also invest an additional £1.25 million from the Spending Review settlement to help ready the sector for the reforms.”

7. Legal Implications

- 7.1 The Council has a statutory duty to provide suitable and safe accommodation that has the right level of support for Children in Care (including UASC) in accordance with the Children’s Act 1989.

¹ <https://www.gov.uk/government/news/transformational-investment-in-childrens-social-care-placements>

- 7.2 The Council must provide Care Leavers (including former UASC) with support and financial support to assist in prompting their welfare, especially in relation to maintain suitable accommodation and helping them access education, training, and employment.
- 7.3 Spending the Council's Money expects procurement to be competitive. Directly awarding the contract could be considered a suitable route under Regulation 72 of the Public Contract Regulations 2015.

8 Equality Implications

- 8.1 An Equality Impact Assessment (EqIA) was completed as part of the planned redesign and recommissioning of the Shared Accommodation and YPSAFS service.
- 8.2 Directly awarding contracts would pose no immediate change to the service for those young people and therefore the risk of any adverse impact is limited. A full EqIA will be completed as part of the new full commissioning activity once the known direction is confirmed.

9 Other Corporate Implications

- 9.1 The Council's Sufficiency Strategy sets out our approach to providing secure, safe, and appropriate accommodation to Children in Care, Care Leavers, and Homeless 16/17-year-olds.

10. Governance

- 10.1 Accountability sits with the Corporate Director for Children, Young People and Education. Responsibility sits with the Directors of Integrated Children's Services.

11. Data Protection Implications

- 11.1 A Data Protection Impact Assessment (DPIA) for any recommissioned service will be implemented following contract award in 2023.

12. Conclusions

- 12.1 The announcement derailed a years-worth of commissioning activity and, once the requirements from Ofsted are more defined, a revised engagement programme can be completed, and a clearer commissioning plan can be developed.
- 12.2 With the contracts ending in March 2023, even if the requirements were clearly defined, a procurement exercise would be challenging.
- 12.3 In order to ensure the Council meets its statutory requirements to the 16/17-year-old cohort up to the point of regulation, to allow greater time to understand the full implications and specify requirements, including budget and whether any new burdens funding will follow to meet the impact on KCC, the Cabinet Member will be asked to consider directly awarding contracts to Clearsprings Ready Homes, Look Ahead Care and Support, Sanctuary and YMCA Thames Gateway. Commissioners would work with providers to seek acceptance to a direct award on the same terms and conditions and cost for the period to mitigate on potential

challenge on those points, recognising the YPSAFS contracts will be on a reducing scale.

13. Recommendations

Recommendations: The Children, Young People and Education Committee is asked to **CONSIDER** and **ENDORSE** or **MAKE RECOMMENDATIONS** to the Cabinet Member for Integrated Children's Services on the proposed decision (attached as Appendix One) to:

- a) **AGREE** to directly award a new contract, under the same terms and conditions to Clearsprings Ready Homes from 1 April 2023 to 31 March 2024 for Shared Accommodation services.
- b) **AGREE** to directly award a new contract under the same terms and conditions to Look Ahead Care and Support, Sanctuary and YMCA Thames Gateway from 1 April 2023 to 31 March 2024 for the Young Person's Supported Accommodation and Floating Support (YPSAFS) services, on a reducing scale.
- c) **AGREE** to procure new Supported Accommodation Services effective 1 October 2023 for a minimum of four years with potential further extensions of up to four years.

14 Background Documents

14.1 Included as Footnotes

15 Contact details

Report Author(s):

Christy Holden
Head of Strategic Commissioning (Children
and Young People
03000 415356
Christy.Holden@kent.gov.uk

Robin Cahill
Senior Commissioner
Robin.Cahill@kent.gov.uk

Relevant Director:

Kevin Kasaven
Interim Director – Integrated Children's
Services (East)
03000 416334
Kevin.kasaven@kent.gov.uk

KENT COUNTY COUNCIL – PROPOSED RECORD OF DECISION

DECISION TO BE TAKEN BY:

Sue Chandler, Cabinet Member for Integrated Children's Services

DECISION NO:

22/00079

For publication**Key decision: YES**

Key decision criteria. The decision will:

- a) result in expenditure which is significant having regard to the budget for the service or function (currently defined by the Council as in excess of £1,000,000).

Title of Decision

Supported Accommodation

Decision:

As Cabinet Member for Integrated Children's Services, I propose to:

Agree to directly award a new contract, under the same terms and conditions to Clearsprings Ready Homes from 1 April 2023 to 31 March 2024 for Shared Accommodation services.

Agree to directly award a new contract under the same terms and conditions to Look Ahead Care and Support, Sanctuary and YMCA Thames Gateway from 1 April 2023 to 31 March 2024 for the Young Person's Supported Accommodation and Floating Support (YPSAFS) services, on a reducing scale.

Agree to procure new Supported Accommodation Services effective 1 October 2023 for a minimum of four years with potential further extensions of up to four years.

Reason(s) for decision:

The Young Person's Supported Accommodation and Floating Support (YPSAFS) and Shared Accommodation contracts were due to expire on 30 September 2022 and 31 October 2022, respectively. Following an agreement of a Direct Award, the contracts now end on 31 March 2023. These contracts still require recommissioning to accommodate KCC children and young people from the age of 16 to meet KCC's Sufficiency Strategy 2022-2027 requirements.

In December 2021, Ofsted announced that all accommodation for 16/17-year-old children would need to be regulated in a previously unregulated market which has significantly impacted the proposed direction of travel. The announcement derailed a years-worth of commissioning activity. As of July 2022, Ofsted have yet to publish the final details on the new regulation. It is anticipated that the requirements will not be published by Ofsted until late December 2022.

It remains unclear when new entrants must be in regulated services, assumed 1 October 2023. However, it was initially indicated that from 1 April 2022, providers delivering unregulated services must take steps to become regulated providers by Ofsted. There has since been further communication where Ofsted will begin registering providers from April 2023 ahead of the new national standards becoming mandatory for all providers from Autumn 2023, at which point all providers will need to be registered with the first full inspections expected to begin from April 2024.

Despite the uncertainty of the new regulations, Strategic Commissioning have developed a revised structured Pathway to Independence progressing through services until the young person is ready to move on. This includes a new Community Outreach Support Service, that we anticipate will ensure compliance with the new regulations. The contracts will provide accommodation and support to all statutory cohorts and children who are at risk of becoming homeless (16/17-year-olds).

Changes in regulation provides additional complexity in recommissioning services that have previously been unregulated. In the absence of clear guidance from Ofsted, developing the specification within the timescales and the potential of mobilising a new provider could be challenging and has many associated risks.

KCC has a statutory responsibility to safeguard and promote the welfare of Kent Children in Care and ensure best value for money it spends on behalf of the Kent population. It also has a statutory responsibility to ensure there is sufficient safe accommodation for Children in Care.

Financial Implications

The annual value of these contracts is approximately £6.7million combined. The Shared Accommodation service element is largely funded from the Home Office grant and is the largest area of spend at £4.2m. Some shared accommodation costs along with the YPSAFS contract is funded from the General Fund. The YPSAFS contract is £2.4-£2.8m per year dependent on the number of children in care placed in the service.

Assuming providers will accept a new contract for six months at the same level of cost, this is already included in the revenue budget under the following budget lines: “Looked After Children – Care and Support”, “Children in Need – Care and Support”, “Care Leavers Service” and “Asylum”.

Regardless of the Ofsted regulations being introduced, KCC would expect a significant increase in the weekly blended rates. This is due to accommodation costs drastically increasing since the original contracts were let in 2017/18 impacted by higher inflation, rising costs of living and housing stock availability. In addition, there has been no annual inflationary uplift in the term of the contracts.

Once the new Ofsted Regulations are known, financial forecasting and requirement of needs will be significantly more accurate, which supports the proposal for a six-month direct award.

The approximate cost of running a procurement exercise is £114k therefore running multiple procurements would be a costly and time-consuming exercise.

The Government has indicated that there will be funding to support the new regulations, although so far has only been to Providers and Ofsted.

Legal Implications

The Council has a statutory duty to provide suitable and safe accommodation that has the right level of support for Children in Care (including UASC) in accordance with the Children’s Act 1989. The Council must provide Care Leavers (including former UASC) with support and financial support to

assist in promoting their welfare, especially in relation to maintaining suitable accommodation and helping them to access education, training, and employment.

Spending the Council's Money requires procurement to be competitive. Directly awarding the contract could be considered a suitable route under Regulation 72 of the Public Contract Regulations 2015.

Equalities Implications

An Equality Impact Assessment (EqIA) was completed as part of the planned redesign and recommissioning of the Shared Accommodation and YPSAFS service.

Directly awarding contracts would pose no immediate change to the service for those young people and therefore the risk of any adverse impact is limited. A full EqIA will be completed as part of the new full commissioning activity.

Data Protection Implications

A Data Protection Impact Assessment (DPIA) for any recommissioned service will be implemented following contract award in 2023 if a direct award is agreed.

Cabinet Committee recommendations and other consultation: The proposed decision will be discussed at the Children and Young People Cabinet Committee on 13 September 2022.

Any alternatives considered and rejected:

The following options were considered and rejected due to the Ofsted 'unknowns':

- **KCC commissions an accommodation service from 1 April 2023** – Unclear specification requiring unknown risk to be costed in. Challenging timescales to achieve a successful procurement and mobilisation period. Uncertainty could mean aborting the procurement, resetting, and restarting
- **KCC commissions a supported accommodation service from 1 April 2023 for 16/17-year-olds only advertising a regulated requirement** - Providers not able to become regulated in that time. Potentially more expensive provision with 200 16- and 17-year-olds potentially having to move.
- **Not renewing the YPSAFS service placing all 16/17-year-olds including CIN into alternative accommodation which could include semi-independent spot purchased accommodation** - Increased placement costs to the Council. No contract management to ensure outcomes are achieved. More 16/17-year-olds coming into care as YPSAF currently accommodates Children in Need.

Any interest declared when the decision was taken, and any dispensation granted by the Proper Officer: None.

.....
signed

.....
date

From: Shellina Prendergast, Cabinet Member for Education and Skills

Sarah Hammond, Corporate Director for Children, Young People and Education

To: Children's, Young People and Education Cabinet Committee – 13 September 2022

Subject: Additional funding to complete the expansion of Whitfield Aspen Primary School (Dover) onto a satellite site

Decision Number: 22/00064

Classification: Unrestricted

Restricted Appendix (Exempt from publication by Schedule 12A to the Local Government Act 1972, as it contains information relating to the financial or business affairs of any particular person (including the authority holding that information) and information in respect of which a claim to legal professional privilege could be maintained in legal proceedings.

Past Pathway of Paper: The report to The Education and Young People's Services Cabinet Committee of 11 May 2016

Future Pathway of Paper: N/A

Electoral Division: Dover North

Summary: This report provides the Committee with information relating to the cost pressures associated with the expansion of Whitfield Aspen Primary School (Dover) onto a satellite site and the impact on the Children's, Young People and Education Capital Budget. Additional funding is sought.

Recommendation(s):

The Children's, Young People and Education Capital Committee is asked to consider the proposed decision (as set out in the attached PROD) and either comment on, endorse and/or make recommendations to the Cabinet Member.

1. Introduction

- 1.1 In May 2016, funding of £7,990,000 was agreed to support the expansion of Whitfield Aspen Primary School (Dover) on to a satellite site (Decision Number 16/00032).
- 1.2 The school has been built, and the buildings handed over to staff and governors, but there remain a number of issues and some unfinished areas which need urgent attention. To complete the works to provide the school with the facilities it requires at a quality level that is appropriate, safe, and long lasting, £1.225m of additional funding is needed.

- 1.3 The provision of the sports field, is time critical. The seasonal nature of these works necessitates them commencing in September 2022 to ensure the playing field is available for use in September 2023. Delaying any approval for these works would mean the field not being available until Easter 2024. To allow the letting of a contract to progress these works, a non-key decision (22/00077) was taken by the Cabinet Member for Education and Skills to allocate £275,000 of funding.

2. Background

- 2.1 The expansion of Whitfield Aspen Primary School from 2FE to 3FE on a Satellite site was agreed by Members in 2016. This included expanding its specialist provision, which supports pupils with Profound, Severe and Complex Needs.
- 2.2 A feasibility was instructed in June 2016 and design progressed by a Multi-Disciplinary Architect up to RIBA Stage 3 design and planning application submission.
- 2.3 Following a procurement exercise the final tender report was issued in October 2017 and the contractor appointed to undertake RIBA Stage 4 design and construction.
- 2.4 The planning application was approved in March 2018 following an extended consultation period which took 9-months.
- 2.5 The work to transfer the site, provided via a s106 agreement, commenced.
- 2.6 Land transfer became unexpectedly delayed. Together with the planning application consultation delay, this prevented construction commencing as intended. KCC entered a JCT Design & Build Contract in December 2018, before the land transfer was completed, in response to pressure to provide the new school building. The contract limited construction to preliminary enabling works only, commencing January 2019, concluding February 2019.
- 2.7 The construction of the school has not progressed according to programme. A phased handover of the internal areas of the building only was achieved in December 2020, with all other areas being taken in May 2021.

3. Reasons for increase in costs

- 3.1 There are several factors that have increased the costs of the project. Many are commercially sensitive. Therefore a high level summary is provided here:
- The length of time between tender and entering contract.
 - Commercial variations.
 - Post-handover works requested by the school or a result of contractor omission.
 - Stockpiling earth and subsequent cost of removal.
 - Provision of playing field. A separate contractor is being commissioned to deliver the playing pitch for September 2023.
 - Defects - a number remain outstanding. These need to be resolved.

- Residential development slowed as a result of the pandemic leaving the new building isolated; security is in place when the site is vacated.

4. Proposed way forward

- 4.1 KCC will instruct a third party contractor to undertake works.

5. Alternatives considered

- 5.1 Provide the contractor with further opportunities to rectify any defects. This option will have a detrimental impact on the schools ability to operate and grow sufficiently.

6. Financial implications

- 6.1 An additional £1,225,000 (in addition to the £275,000 agreed by the Cabinet member) is being requested from the Children's, Young People and Education Basic Need Capital Budget.

7. Legal implications

- 7.1 Kent County Council (KCC) as the Local Authority has a duty to ensure sufficient school places are available.

8. Equalities implications

- 8.1 An Equality Impact Assessment was completed prior to the initial funding being agreed. This assessment has been reviewed with no adverse impact on protected groups being identified.

9. The view of the Local Member, David Beaney, Dover West

- 9.1 The views of the local Member will be sought prior to the CYPECC meeting.

10. Other corporate implications

- 10.1 None at this point.

11. Governance

- 11.1 The Officer Scheme of Delegation; within the Council's Constitution, provides a clear and appropriate link between this decision and the actions needed to implement it.

12. Conclusions

- 12.1 The outstanding issues with the buildings and the outside areas are having a significant impact on the running of the school. Given the need to progress the remedial works swiftly, it would seem appropriate to allocate an additional £1,225,000 from the Children's, Young People and Education Basic Need Capital Programme. This will increase the agreed allocation to £9,490,000.

13. Recommendations

The Children's, Young People and Education Capital Committee is asked to consider the proposed decision (as set out in the attached PROD) and either comment on, endorse and/or make recommendations to the Cabinet

Member.

14. Background documents (plus links to document)

- The original report form 2016 linked here: [THE REPORT \(kent.gov.uk\)](#)
- The Equality Impact Assessment
- Commissioning Plan for Education Provision in Kent 2022-26
https://www.kent.gov.uk/_data/assets/pdf_file/0005/131486/Commissioning-Plan-for-Education-Provision-in-Kent-2022-to-2026.pdf

15. Contact details

Report Author:

David Adams
Area Education Officer, South
03000414989
David.adams@kent.gov.uk

Relevant Director:

Christine McInnes
Director of Education
03000418913
Christine.mcinnnes@kent.gov.uk

By virtue of paragraph(s) 3 of Part 1 of Schedule 12A
of the Local Government Act 1972.

Document is Restricted

This page is intentionally left blank

KENT COUNTY COUNCIL – PROPOSED RECORD OF DECISION

DECISION TO BE TAKEN BY:

Cabinet Member for Education and Skills

DECISION NO:

22/00064

For publication [Do not include information which is exempt from publication under schedule 12a of the Local Government Act 1972]

Key decision: **YES** / NO

Key decision criteria. The decision will:

- a) result in savings or expenditure which is significant having regard to the budget for the service or function (currently defined by the Council as in excess of £1,000,000); or
- b) be significant in terms of its effects on a significant proportion of the community living or working within two or more electoral divisions – which will include those decisions that involve:
 - the adoption or significant amendment of major strategies or frameworks;
 - significant service developments, significant service reductions, or significant changes in the way that services are delivered, whether County-wide or in a particular locality.

Subject Matter / Title of Decision

Additional funding required to complete the construction of the expansion of Whitfield Aspen Primary School (Dover) onto a satellite site

Decision:

As Cabinet Member for Education and Skills, I agree to:

- I. Authorise the allocation of £1,225,000 from the Children's, Young People and Education Basic Need Capital budget to complete the permanent expansion of the satellite of Whitfield Aspen Primary School (Dover), thus increasing the agreed allocation to £9,490,000.
- II. Authorise the Director of Property and Infrastructure in consultation with the Director of Education and General Counsel to enter into any necessary contracts / agreements on behalf of the County Council.

Reason(s) for decision:

In May 2016, funding of £7,990,000 was agreed to support the expansion of Whitfield Aspen Primary School (Dover) on to a satellite site (Decision Number 16/00032). This included expanding its specialist provision, which supports pupils with Profound, Severe and Complex Needs.

The school has been built, and the buildings handed over to staff and governors, but there remain a number of issues and some unfinished areas which need urgent attention. To complete the works to provide the school with the facilities it requires at a quality level that is appropriate, safe, and long lasting, £1.225m of additional funding is needed.

There are several factors that have increased the costs of the project. Many are commercially sensitive. Therefore a high level summary is provided here:

- The length of time between tender and entering contract.
- Commercial variations.

- Post-handover works requested by the school or a result of contractor omission.
- Stockpiling earth and subsequent cost of removal.
- Provision of playing field. A separate contractor is being commissioned to deliver the playing pitch for September 2023.
- Defects - a number remain outstanding. These need to be resolved.
- Residential development slowed as a result of the pandemic leaving the new building isolated; security is in place when the site is vacated.

Further details were considered in an exempt report.

Financial Implications

An additional allocation of £1,225,000 from the Children’s, Young People and Education Basic Need Capital budget is requested to complete the works. This is in addition to the £275,000 allocated by the Cabinet Member for Education and Skills in a non-key decision (decision number 22/00077) to enable the time critical contract for works to deliver the school’s playing field. Altogether these allocations increase the budget to £9,490,000.

Legal implications

KCC as the LA has a duty to ensure sufficient school places are available.

Equalities implications

An Equality Impact Assessment was completed prior to the initial funding being agreed. This assessment has been reviewed with no adverse impact on protected groups being identified.

Cabinet Committee recommendations and other consultation:

The expansion of the school on to the satellite site was recommended by Members in May 2016 and approved by the Cabinet Member.

Stakeholders were consulted at that time and the expansion was supported.

The Children’s and Young People Cabinet Committee consider the decision on 13 September 2022.

COMMENTS TO BE ADDED HERE AFTER THE MEETING.

Any alternatives considered and rejected:

Provide the contractor with further opportunities to rectify any defects. This option will have a detrimental impact on the schools ability to operate and grow sufficiently.

Any interest declared when the decision was taken and any dispensation granted by the Proper Officer:

.....
signed

.....
date

From: **Shellina Prendergast, Cabinet Member for Education and Skills**

Sarah Hammond, Corporate Director for Children, Young People and Education

To: **Children's, Young People and Education Cabinet Committee – 13 September 2022**

Subject **Provision of temporary premises to enable Chilmington Green Secondary School to open off-site in September 2023.**

Decision Number: 22/00080

Past Pathway of Paper: **N/a**

Future Pathway of Paper: **Cabinet Member Decision**

Electoral Division: **Ashford West**

Summary: This report proposes the Council provides temporary premises to enable the Department for Education to open Chilmington Green Secondary School, Ashford, in September 2023, subject to Secretary of State entering into a funding agreement with the sponsors.

Recommendation(s):

The Children's, Young People and Education Cabinet Committee is asked to consider and endorse or make recommendations to the Cabinet Member for Education and Skills on the proposed decision to:

- I. Authorise funding of up to £2,900,000 from the Education Revenue Budget to enable Chilmington Green Secondary school to open off-site in September 2023.
- II. Delegate authority to the Director of Infrastructure to take necessary actions, including but not limited to entering into necessary contracts or taking other legal actions as required, to implement the decision.

1. Introduction

1.1 The growth of Ashford is dominated by two major development areas, Chilmington Green to the South West (5750 new homes) and Kingsnorth to the South East which comprises a number of separate sites. KCC's strategic solution to meeting the non-selective secondary school needs of this growing town is that Chilmington Green should provide a new secondary school early in the development's life cycle. Ideally this would have opened in September 2021. The School was intended to provide capacity to meet demographic growth as this came through from 2019 and then, as this demand begins to fall again, the capacity to meet growth from housing development.

1.2 A new secondary school was approved by the Department for Education (DfE) via the 'Wave Program' with United Learning Trust (ULT) being approved as the sponsor. Planning permission has been achieved for the school (June 2022).

2. Background

2.1 As part of the s106 agreement, the developer should have transferred a fully serviced site to KCC by 01 September 2020. However, the developer maintained that it was unable to transfer the school land as a fully serviced site because of cash flow issues in the business.

2.2 In order to ensure the new school could come forward to assist KCC in meeting its duty to provide sufficient school places, and to retain the DfE's commitment to Wave funding, it was decided that KCC would take possession of the school site without the infrastructure in place. A separate Deed of Variation to the s106 has been put in place. KCC has varied the triggers for the first £13,500,000 of developer contributions and has agreed to £3,100,000 of forward funding via said deed of variation (decision number 21/00014) to support the developer in providing the infrastructure to the secondary school site. The developer is required to refund the forward funding to council, with interest.

2.3 The DfE's current timeline for completing the build of the new school on site is Easter 2024, subject to the Secretary of State entering into a funding agreement with the Sponsor. Given the pressure for secondary school places in Ashford, and the limited opportunity to add provision in existing schools, the opportunity to open Chilmington Green secondary school off-site for September 2023 has been considered. The DfE has indicated it would agree to this, if KCC provided the accommodation required.

3. Opportunities for Off-site provision

3.1 There are two options for off-site provision:

- The Former Ashford South Primary School, in use as a primary school as recently as November 2021.
- The Former Linden Grove Primary School, not used since 2018.

3.2 Site visits have been undertaken and condition surveys completed to get cost estimates for the refurbishment of both sites. This has considered the cost of bringing the buildings into use for one year in the first instance and then a second year if necessary. In addition to the costs, the advantages and disadvantages of both sites have been considered.

Ashford South: £2,525,557

Year 1: refurbishment of the ground floor and installation of 3 modular classrooms (one being a science lab): £1,201,884

Year 2: addition of further modular classrooms: £1,323,673

The intention would be to use the ground floor only which has been used to accommodate two primary schools in recent years. Some minor works to make the toilets secondary suitable and to create changing rooms will be required. Modular units will be rented to provide a science lab and additional classrooms.

Advantages

- Cost can be split over two years, reducing the total revenue expenditure required if the DfE deliver the school by September 2024.
- Building recently occupied so the condition is better known.
- Works can be completed in a shorter time (16 weeks maximum).
- Well fenced, reducing safeguarding risks and making pupil management easier.
- Closer to the town centre with good highways and pedestrian links.
- Adjacent to Ashford Oaks Primary School who would be willing to allow use of their sports field if required.
- This site is the preferred option of ULT. They feel that the site would be easier to manage, has been used more recently as a school and is located near the centre of Town and their current sites at Wye Free School and The Ashford School - both of which they may use to provide additional curriculum opportunities.

Risks/issues

- Possible need for electrical upgrade/drainage works to accommodate the mobile buildings required which can be absorbed within the contingency allowed for within proposed record of decision.
- Limited space albeit sufficient for two years - outdoor social space on site, parking, ancillary space.

Linden Grove: £2,909,668

Year 1: £2,384,655

Year 2: £525,013

There is one block at Linden Grove that could be refurbished now. This is over two floors with the ground floor giving sufficient accommodation for year 1 and the second floor for year 2. Given the level of works required, year 1 has significant upfront costs at £2,384,655. There would still be works required for a second year which would be disruptive to the school and pupils.

Advantages

- Larger site with access to a dedicated playing field, MUGA and social spaces.
- Several buildings which could be refurbished if required.
- Next to The John Wallis Academy which may be willing to support access to some of their facilities.

Risks

- The level of works required are greater with works taking 20-24 weeks to complete. It is not possible to carry out all works in Year 1, which could lead to disruption to students/staff if further works are required for year 2.
 - Given the lack of use in recent years, there are more unknowns than the Ashford South site.
 - There is asbestos throughout the building.
 - There are greater risks associated with Mechanical and Electrical plant, particular the boiler.
 - Safeguarding – the larger site will be more difficult to manage. KCC would need to erect fencing to a large portion of the site and block off access points within the buildings that would be used.
 - Location close to the John Wallis Academy increasing traffic/ issues between the schools.
 - Lots of level changes on ground floor making accessibility for all staff, children and visitors challenging.
- 3.3 The costs contained within this report are to accommodate a temporary school for two years only. Furthermore, neither site would easily lend themselves to occupation for a 3rd/4th year. Ashford South has limited space while the state of the additional buildings at Linden Grove has significant issues with roof leaks etc and will have deteriorated further needing significant investment or modulars added for ease.
- 3.4 Given the information above, off-site provision at the former Ashford South site would be the preferred off-site solution.

4. Alternatives considered

- 4.1 Agreements are already in place to provide additional places at the three non-selective school in the Town to provide 82 additional places in September 2023. However, the latest forecasts suggest that even with these additional places we would still be 70 places short in Year 7 across Ashford Town.
- 4.2 Adding additional provision in existing schools (above what is already agreed in point 4.1) will be challenging given that all Ashford Town non-selective schools have previously added places to meet demand from the previous 3 years. In addition, getting feasibility in place, planning permission secured and works tendered for September 2023 opening would be challenging.
- 4.3 We have looked at schools in other districts/boroughs to assess the practicality of transporting pupils out of Ashford. Based on the forecasts the nearest expected available spaces would be in Malling, the Isle of Sheppey, Dover and Canterbury. These spaces combined would not be sufficient to meet the need of displaced Ashford children, and some would not be practicably accessible by public transport.

5. Financial Implications

- 5.1 Opening off site provision for up to 2 years would require an agreement to revenue investment of up to £2,900,000. This would provide 240 Year 7 places across the 2 years at a maximum cost of £12,083 per place.
- 5.2 Off-site provision would represent a revenue budget pressure and this has not been budgeted for.
- 5.3 Both sites are currently earmarked for disposal and any capital receipt would need to be rephased based on the final option selected. The Linden Grove site already has the benefit of the S77 and Schedule 1 approvals as part of a bigger site to enable a disposal to proceed.

6. Legal Implications

- 6.1 Kent County Council (KCC) as the Local Authority has a duty to ensure sufficient school places are available.

7. Equalities implications

- 7.1 An Equality Impact Assessment has been completed and no adverse impact on protected groups being identified.

8. The view of the local Member, Charlie Simkins, Ashford Rural West

- 8.1 The views of the local Member will be sought prior to the CYPECC meeting.

9. Other corporate implications

- 9.1 None at this point.

10. Governance

- 10.1 The Officer Scheme of Delegation; within the Council's Constitution, provides a clear and appropriate link between this decision and the actions needed to implement it.
- 10.2 Legal advice is being provided and has been appointed in consultation with General Counsel.

11. Conclusion

- 11.1 The new secondary school at Chilmington Green is the strategic solution for the additional secondary school places required in Ashford. The school is expected to be funded by the DfE via the 'Wave programme', has a sponsor in ULT and has planning permission in place.
- 11.2 Forecasts suggest that there will be a significant deficit of Year 7 places in Ashford in 2023-24 and onwards with little options to add additional places above what has already been agreed in existing schools. The opening of a new school would provide the capacity needed.

- 11.3 Given that KCC have existing buildings which can be used as a temporary home for Chilmington Green, it would be in the best interest of families in Ashford to open the school off-site. This would avoid KCC having to look at the possibility of transporting pupils out of the Borough and the associated revenue costs.
- 11.4 Utilising the former Ashford South school site for temporary provision would seem to be the best option available given that the costs are less than that at Linden Grove, the location to the centre of Town and that it is the preferred option of the sponsor.
- 11.5 This revenue expenditure is not budgeted for and represents a budget pressure for the Authority.

12. Recommendations

The Children's, Young People and Education Cabinet Committee is asked to consider and endorse or make recommendations to the Cabinet Member for Education and Skills on the proposed decision to:

- I. Authorise funding of up to £2,9000,000 from the Education Revenue Budget to enable Chilmington Green Secondary school to open off-site in September 2023.
- II. Delegate authority to the Director of Infrastructure to take necessary actions, including but not limited to entering into necessary contracts or taking other legal actions as required, to implement the decision.

13. Background Documents (plus links to document)

The Equality Impact Assessment

Commissioning Plan for Education Provision in Kent 2022-26

14. Contact details

Report Author:

David Adams
Area Education Officer, South
03000414989
David.adams@kent.gov.uk

Relevant Director:

Christine McInnes
Director of Education
03000418913
Christine.mcinnnes@kent.gov.uk

KENT COUNTY COUNCIL – PROPOSED RECORD OF DECISION

DECISION TO BE TAKEN BY:

Cabinet Member for Education and Skills

DECISION NO:

22/00064

For publication [Do not include information which is exempt from publication under schedule 12a of the Local Government Act 1972]

Key decision: YES / NO

Key decision criteria. The decision will:

- a) result in savings or expenditure which is significant having regard to the budget for the service or function (currently defined by the Council as in excess of £1,000,000); or
- b) be significant in terms of its effects on a significant proportion of the community living or working within two or more electoral divisions – which will include those decisions that involve:
 - the adoption or significant amendment of major strategies or frameworks;
 - significant service developments, significant service reductions, or significant changes in the way that services are delivered, whether County-wide or in a particular locality.

Subject Matter / Title of Decision

Provision of temporary premises to enable Chilmington Green Secondary School to open off-site in September 2023.

Decision:

As Cabinet Member for Education and Skills, I agree to:

- I. Authorise funding of up to £2,900,000 from the Education Revenue Budget to enable Chilmington Green Secondary school to open off-site in September 2023.
- II. Delegate authority to the Director of Infrastructure to take necessary actions, including but not limited to entering into necessary contracts or taking other legal actions as required, to implement the decision.

Reason(s) for decision:

The Commissioning Plan for Education in Kent has long identified the strategic solution to the secondary school needs of Ashford to be the provision of a new secondary school at Chilmington Green. This development, consent for 5,750 new homes, provides a site for a new secondary school and, over time, £22.5m of contributions.

The Department for Education (DfE) has, in principle, included the new school in its “wave programme” and has appointed United Learning Trust (ULT) to be the school sponsor. The DfE has secured planning permission for the school (June 2022).

KCC’s aspiration had been to have the new school opened in September 2021. Due to delays in getting the site transferred to KCC with all the infrastructure in place, it is unlikely that the school will be open on the permanent site until Easter 2024 at the earliest, but this could be delayed further with up to two years of off-site provision being required.

Currently there are two off site options available:

The Former Ashford South Primary School, Jemmett Road, Ashford

Or

The Former Linden Grove Primary School, Stanhope Road, Ashford

The high level costs for refurbishing the school sites and insuring that there is sufficient provision for up to two years is as follows:

Ashford South: £2,525,557 (Year 1: £1,201,884, Year 2: £1,323,673)

Linden Grove: £2,909,668 (Year 1: £2,384,655, Year 2: £525,013)

Subject to final approval by the Secretary of State for Education, the DfE is willing to approve the opening of the school from September 2023 and to progress the build of Chilmington Green Secondary School, if KCC provides and funds any temporary accommodation needed by the school prior to its new, permanent buildings being occupied.

There is an urgent need to provide secondary school places in Ashford Town non-selective schools in September 2023 and September 2024. Existing schools have all been admitting further pupils and cannot continue to do so without significant additional investment, and there are no guarantees suitable solutions can be delivered.

Financial Implications

Opening off site provision for up to 2 years would require an agreement to revenue investment of up to £2,900,000. This would provide 240 Year 7 places across the 2 years at a maximum cost of £12,083 per place.

Off-site provision would represent a revenue budget pressure and this has not been budgeted for.

Both sites are currently earmarked for disposal and any capital receipt would need to be rephased based on the final option selected. The Linden Grove site already has the benefit of the S77 and Schedule 1 approvals as part of a bigger site to enable a disposal to proceed.

Legal implications

KCC as the LA has a duty to ensure sufficient school places are available which will be supported by the opening of the school in off-site provision.

Equalities implications

An Equality Impact Assessment has been completed and no adverse impact on protected groups being identified.

Cabinet Committee recommendations and other consultation:

COMMENTS TO BE ADDED HERE AFTER THE MEETING.

Any alternatives considered and rejected:

Agreements are already in place to provide additional place at the three non-selective school in the Town to provide 82 additional places in September 2023. However, the latest forecasts suggest

that even with these additional places we would still be 70 places short in Year 7 across Ashford Town.

Adding additional provision in existing schools (above what is already agreed) will be challenging given that all Ashford Town non-selective schools have added places to meet demand from the previous 3 years. In addition, getting feasibility in place, planning permission secured and works tendered for September 2023 opening would be challenging.

There is not expected to be sufficient capacity in schools in other towns and districts to meet the overspill from Ashford.

Any interest declared when the decision was taken and any dispensation granted by the Proper Officer:

.....
signed

.....
date

This page is intentionally left blank

**Kent County Council
Equality Analysis/ Impact Assessment (EqIA)**

Directorate/ Service: Children, Young People and Education

Name of decision, policy, procedure, project, or service:

Chilmington Green Secondary School, Ashford

Provision of temporary premises to enable Chilmington Green Secondary School to open off-site in September

Proposal to:

- I. Authorise funding of up to £2,900,000 from the Education Revenue Budget to enable Chilmington Green Secondary school to open off-site in September 2023.
- II. Delegate authority to the Director of Infrastructure to take necessary actions, including but not limited to entering into necessary contracts or taking other legal actions as required, to implement the decision.

Responsible Owner/ Senior Officer: David Adams, Area Education Officer, South Kent

Version: 1

Author: Lee Round, Area Schools Organisation Officer, South Kent

Pathway of Equality Analysis: Children's, Young People and Education Cabinet Committee, 13 September 2022

Summary and recommendations of equality analysis/impact assessment

- **Context**

The new secondary school at Chilmington Green is the strategic solution for the additional secondary school places required in Ashford. The school is expected to be funded by the DfE via the 'wave' programme, has a sponsor in ULT and has planning permission in place.

Forecast suggest that there will be a significant deficit of Year 7 places in Ashford in 2023-24 and onwards with little options to add additional place above what has already been agreed in existing schools. The opening of a new school would provide the capacity needed.

Given that KCC have existing buildings which can be used as a temporary home for Chilmington Green, it would be in the best interest of families in Ashford to open the school off-site as it would avoid KCC having to look at the possibility of transporting pupils out of the Borough to secure secondary school places.

Updated 05/09/2022

1

Utilising the former Ashford South school site for temporary provision would seem to be the best option available given that the costs are less than that at Linden Grove, the location to the centre of Town and that it is the preferred option of the sponsor.

- **Aims and Objectives**

To ensure that there are sufficient, high quality, non-selective secondary school places in Ashford for all who require a place, including those required to enable parental choice.

- **Summary of equality impact**

Adverse Equality Impact Rating Low

Attestation

I have read and paid due regard to the Equality Analysis/Impact Assessment concerning the request to:

- I. Authorise funding of up to £2,9000,000 from the Education Revenue Budget to enable Chilmington Green Secondary school to open off-site in September 2023.
- II. Delegate authority to the Director of Infrastructure to take necessary actions, including but not limited to entering into necessary contracts or taking other legal actions as required, to implement the decision.

I agree with risk rating and the actions to mitigate any adverse impact(s) that has /have been identified.

Head of Service


Signed: 

Name: Lee Round

Job Title: Area Schools Organisation Officer

Date: 02/09/2022

DMT Member

Signed: 

Name: David Adams

Job Title: Area Education Officer

Date:02/09/2022

Part 1 Screening

Could this policy, procedure, project or service, or any proposed changes to it, affect any Protected Group (listed below) less favourably (negatively) than others in Kent?

Could this policy, procedure, project, or service promote equal opportunities for this group?

Protected Group	Please provide a brief commentary on your findings. Fuller analysis should be undertaken in Part 2.			
	High negative impact EqIA	Medium negative impact Screen	Low negative impact Evidence	High/Medium/Low Positive Impact Evidence
Age				High positive impact as the proposal will go some way to securing sufficient non-selective Year 7 places for pupils who require them from 2023 onwards.
Disability				High positive impact as the proposal goes some way to securing a off-site provision that will be accessible to pupils with disabilities.
Sex				High positive impact as the proposal will go some way to ensuring sufficient high quality provision for boys and girls as and new school would be co-educational.
Gender identity/ Transgender				NA
Race				NA
Religion and Belief				High positive impact as the Sponsor of the proposed new school has confirmed that the school will be non-denominational and will accept pupils of all faiths and those with none. The curriculum will cover all religions.
Sexual Orientation				NA
Pregnancy and Maternity				NA
Marriage and Civil Partnerships				NA
Carer's Responsibilities				High positive impact as the proposal will go ensure that places are sufficient Year 7 places available within Ashford making education more accessible for those with carer's responsibilities..

Part 2

Equality Analysis /Impact Assessment

Protected groups

No negative impact on protected groups is anticipated.

Information and Data used to carry out your assessment

In Ashford Borough secondary school rolls have risen significantly over the last 10 years. For several years, school leaders have temporarily offered places above their published admissions number to support KCC in being able to allocate sufficient places for National Offer Day.

The pressures for non-selective places in the Ashford Town non-selective planning group are particularly acute. Published pupil forecasts (figure 1) would suggest there will still be a significant deficit of Year 7 places which has to be addressed throughout the Plan period. The latest forecasts, yet to be published, suggest a significant increase in the deficit of places for September 2023 with -149 place being required.

Figure 1: Forecast Year 7 surplus/deficit capacity if no further action is taken (KCP 2022-26)

Planning Group Name	2020-21 Capacity	2020-21 (A)	2021-22 (F)	2022-23 (F)	2023-24 (F)	2024-25 (F)	2025-26 (F)	2026-27 (F)	2027-28 (F)	2027-28 Capacity
Ashford North Non-Selective	840	12	-35	-52	-107	-69	-21	-81	-33	758
Ashford Selective	420	-13	-1	0	1	0	1	3	-2	420

The information and data used to carry out the assessment is taken from school census records (October 2021) and the published data shown in the County Council's Commissioning Plan for Education Provision in Kent 2022-26 which is a five-year rolling plan that is updated annually. It sets out KCC's future plans as Strategic Commissioner of Education Provision across all types and phases of education in Kent. A copy of the plan can be viewed from this link:

https://www.kent.gov.uk/data/assets/pdf_file/0005/131486/Commissioning-Plan-for-Education-Provision-in-Kent-2022-to-2026.pdf

Figure 2: October 2021 Census data- Ashford Town non-selective schools.

School	Number on Roll October 2020	Number Eligible FSM++	% Eligible FSM++	Number EHC Plan	% EHC Plan	Number with SEN Support	% SEN Support	Total SEN	% Total SEN	Number EAL	% EAL
John Wallis Church of England Academy, The*	1691	578	34.2	49	2.9	253	15.0	302	17.9	350	20.7
North School, The	1229	328	26.7	44	3.6	80	6.5	124	10.1	185	15.1
Towers School and Sixth Form Centre, The	1414	335	23.7	22	1.6	146	10.3	168	11.9	73	5.2
Wye School	566	72	12.7	19	3.4	43	7.6	62	11.0	41	7.2

1. The John Wallis Academy is an all through school (3-18). The number on role includes nursery and primary pupils in addition to Years 11-18.
2. ++FSM is based on all pupils eligible for FSM at the time of the October census, regardless of age.
3. EAL refers to pupils whose First Language is other than "English", "Believed to be English", "Refused", "Not Obtained" or "Classification Pending".

Who have you involved consulted and engaged?

The Children's, Young People and Education Cabinet Committee will be consulted on the proposal.

Should the proposal be agreed United Learning, as the appointed sponsor, will need to complete further public consultation prior to the Secretary of State for Education entering into a funding agreement and the off-site provision being opened to pupils.

Analysis

No impact on protected groups is noted at this point. This will be reviewed should the proposals as outlined be agreed.

Adverse Impact

NA

Positive Impact:

There will be sufficient non-selective provision in Ashford for all including those in protected groups.

JUDGEMENT

- **No major change** - no potential for discrimination and all opportunities to promote equality have been taken
- **Adjust and continue** - adjust to remove barriers or better promote equality

- **Continue the policy** - despite potential for adverse impact or missed opportunity. Set out the justifications: there is no justification for direct discrimination; and indirect discrimination will need to be justified according to the legal requirements.
- **Stop and remove the policy** – policy shows actual or potential unlawful discrimination it must be stopped and removed or changed

Internal Action Required **YES/NO**

Equality Impact Analysis/Assessment Action Plan- None note at this point

Protected Characteristic	Issues identified	Action to be taken	Expected outcomes	Owner	Timescale	Cost implications

Page 152

Have the actions been included in your business/ service plan? (If no please state how the actions will be monitored)
Yes/No

Please forward a final signed electronic copy and Word version to the Equality Team by emailing diversityinfo@kent.gov.uk

If the activity will be subject to a Cabinet decision, the EqIA must be submitted to committee services along with the relevant Cabinet report. Your EqIA should also be published.

The original signed hard copy and electronic copy should be kept with your team for audit purposes.

Updated 05/09/2022

From: Shellina Prendergast, Cabinet Member for Education and Skills
Sarah Hammond, Corporate Director of Children, Young People and Education

To: Children, Young People and Education Cabinet Committee
13 September 2022

Subject: Proposal to expand Pilgrims Way Primary school, Pilgrims Way, Canterbury, Kent, CT1 1XU by increasing the Published Admissions Number (PAN) from 45 places to 60 places from September 2024.

Decision Number: **20/00007**

Key decision **Yes.** *Result in expenditure which is significant having regard to the budget for the service or function (currently defined by the Council as in excess of £1,000,000)*

Classification: **Unrestricted**

Past Pathway of report:

**Children, Young People and Education Cabinet Committee –
10 January 2020 (20/00007)**

Future Pathway of report: Cabinet Member Decision

Electoral Division:

Canterbury City South – Mel Dawkins

Summary: This report updates the Children, Young People and Education Cabinet Committee on the proposal to expand Pilgrims Way Primary school by increasing the Published Admissions Number (PAN) from 45 places to 60 places for September 2024. The proposal was originally presented to the Cabinet Committee on 10 January 2020 where the proposal was supported by the committee, however a ROD was not issued at the time as planning permission had not been granted. The proposal was put on hold due to historic maintenance issues which totalled an additional £2m.

Recommendation(s):

The Children, Young People and Education Cabinet Committee is asked to consider and endorse or make recommendations to the Cabinet Member for Education to agree to:

- i) Allocate £1.9m from the Children, Young People and Education Basic Need Capital Budget to expand Pilgrims Way Primary school, by increasing the Published Admissions Number (PAN) from 45 places to 60 places from September 2024

- ii) Authorise the Director of Infrastructure, Strategic and Corporate Services in consultation with the General Counsel and Director of Education to enter into any necessary contracts / agreements on behalf of the County Council.
- iii) Authorise the Director of Infrastructure, Strategic and Corporate Services to be the nominated Authority Representative within the relevant agreements and to enter into variations as envisaged under the contracts. Variations to contract value to be no more than 10% above the capital funding agreed by the Cabinet Member without requiring a new Record of Decision.

1. Introduction

- 1.1. The Kent Commissioning Plan for Education 2019-2023 identified the need for additional places in the Canterbury City Planning Area due to pressures from new housing developments in Canterbury City and specifically the housing development on the former Howe Barracks Site, Littlebourne Road. To mitigate the need for places, it was proposed that Pilgrims Way will expand by 0.5 forms of entry (FE) to become a 2FE Primary school. Pilgrims Way is the nearest primary school to these developments and was named for any developer contributions linked to the development of housing on the former barracks site.

2. Background

- 2.1 The original proposal to expand Pilgrim's Way Primary School by 0.5 FE was presented to the Children and Young People's and Education Cabinet Committee on 10 January 2020 where the Committee was supportive of the proposal. As planning permission had not been granted and the project costs were being finalised a ROD was not issued.
- 2.2 The proposal was put on hold as the final costs of the project were developed and additional costs to the project were identified totalling an additional £2m. These were historic maintenance costs which had not been addressed and could not be attributed to the Basic Need capital budget.
- 2.3 Pilgrims Way Primary School is part of the Veritas Academy Trust and they were unable to finance the additional maintenance cost for the project.
- 2.4 An application was made to the DfE and the school is now currently being rebuilt under the DfE Schools Rebuilding Programme. The new buildings will be ready for occupation by September 2024 and the expansion will be implemented in line with the re-building and expansion of the school.

3. Financial Implications

- 3.1 KCC will contribute to the DfE project related to the cost of the 0.5FE expansion. The feasibility study which was carried out by us identified the costs for the 0.5FE expansion to be £1.9m, to be funded by the CYPE Basic Need capital budget and developer contributions.
- 3.2 £81,473.63 in developer contributions has been collected by Canterbury City Council towards the 0.5FE expansion of Pilgrims Way Primary School. A further £843,560 is expected but not yet received and £4,986 has been requested but

not agreed. A total of £930,019.63 is therefore expected from developer contributions towards the costs of this expansion.

3.3 Up to £2,500 is provided for each newly provided learning space for ICT equipment from the Capital budget. Totalling £10,000 for this project.

3.4 The school will receive increased revenue funding through their delegated budget. The rising rolls will be protected in line with KCC Growth Funding Policy. Revenue funding will also be allocated to enable the school to resource each new classroom as they come online. At present this is at a value of £6,000 per classroom.

4. Legal implications

4.1 The funding allocation is subject to a contractual agreement (Section 151 letter) between KCC and the DfE Schools Rebuilding Programme (appendix 1).

4.2 The provision of sufficient school places is a statutory duty and contributes to the Strategic Business Plan Priorities to ensure that “Children and Young People in Kent get the best start in life”.

5. Equalities implications

5.1 An Equality Impact Assessment has been produced and the assessment identified the following positive impacts:

- Sufficient local primary provision for children in Canterbury to meet the growing need from new housing.
- Future financial viability of the school.

6. Other corporate implications


6.1 None identified.

7. Governance

7.1 The Officer Scheme of Delegation; under Appendix 2 part 4 of the Council’s Constitution provides a clear and appropriate link between this decision and the actions needed to implement it. For information it is envisaged, if the proposal goes ahead, that the Director of Infrastructure, Strategic and Corporate Services will sign contracts on behalf of the County Council.

8. Conclusions

8.1 The proposed expansion of Pilgrims Way Primary School can now be taken forward with the decision by the DfE to rebuild the whole school under the Schools Rebuilding Programme. The proposal will provide a new school and the additional primary places in the Canterbury City planning area, where pressure on places has been identified.



9. Recommendation(s):

The Cabinet Committee is asked to consider and endorse or make recommendations to the Cabinet Member for Education and Skills and agree to:

- i) Allocate £1.9m from the Children, Young People and Education Basic Need Capital Budget to expand Pilgrims Way Primary school, by increasing the Published Admissions Number (PAN) from 45 places to 60 places from September 2024
- ii) Authorise the Director of Infrastructure, Strategic and Corporate Services in consultation with the General Counsel and Director of Education to enter into any necessary contracts / agreements on behalf of the County Council.
- iii) Authorise the Director of Infrastructure, Strategic and Corporate Services to be the nominated Authority Representative within the relevant agreements and to enter into variations as envisaged under the contracts. Variations to contract value to be no more than 10% above the capital funding agreed by the Cabinet Member without requiring a new Record of Decision.

10. Background Documents

- 10.1 CYPE CC January 2020 report
[20/00007 - Proposal to permanently increase the capacity at Pilgrims Way Primary School, Pilgrims Way Canterbury CT1 1XU](#)
- 10.2 Kent Commissioning Plan for Education Provision
www.kent.gov.uk/educationprovision
- 10.3 Setting the Course - Our Interim Strategic Plan
[Setting the Course - Our Interim Strategic Plan - Kent County Council](#)

11. Contact details

Report Author: Marisa White
Name, job title: Area Education Officer -
East Kent
Telephone number 03000 418794
Email address:
marsia.white@kent.gov.uk

Relevant Director: Christine McInnes
Name, job title: Director -
Education, Planning and Access
Telephone number: 03000 418913
Email address:
Chrisine.mcinnnes@kent.gov.uk

Appendix 1

[From: Kent County Council – to be provided on relevant party’s headed paper]

Programme Director
School Rebuilding Division
Operations Directorate
Department for Education
5th Floor
Sanctuary Buildings
Great Smith Street
London
SW1P 3BT

[Date]

[Our ref]

To whom it may concern

School Rebuilding Programme SRP1074 – Capital Contribution relating to additional works at Pilgrims Way Primary School, Pilgrims Way, Canterbury CT1 1XU.

Kent County Council (*the “Council”*) is aware that Pilgrims Way Primary School (the “School”) is to be rebuilt as part of the School’s Rebuilding Programme (SRP). The Council acknowledges that the Secretary of State for Education (the “Secretary of State”) intends to enter into a Design and Build Contract (the “Contract”) for the carrying out of design and construction work relating to the School.

The Council wishes to incorporate additional works at the School via the Contract that are over and above the Department for Education’s (DfE) control option, specifically: an increase in the pupil capacity from 315 to 420, as set out in the Regional Schools Commissioners letter dated 03/02/2022, a copy of which is appended to this letter (the “Additional Works”)

To progress this matter the Council agrees to the following.

Capital Contribution

It is the Council’s intention to provide a capital contribution of £1,445,142.00 plus VAT (the “Contribution”) for the provision of the Additional Works. The Council acknowledges that this figure is an estimate only and that the total cost of the Additional Works, and therefore the Contribution, may be higher or lower than this estimate. The Council is aware that the DfE will invoice only once the final cost for the Additional Works has been confirmed and agreed with the Council, and the Council agrees to pay this amount (whether it is more or less than the original estimate) in accordance with the arrangements set out below.

Challenge Process

Once the DfE has concluded the final design in line with the planning requirements, both parties will have a firm understanding of what the final costs for the Additional Works will be before the works commence on site. At this point the Council can evaluate these costs, which will be provided on an open book basis to the Council, prior to agreeing the Contribution with the DfE. If and to the extent the Council does not approve the final costs for the Additional Works within the time period set out by the DfE (such period being not less than 7 days), the Additional Works will not proceed and the

Council will pay any costs properly incurred by the DfE in accordance with the paragraph headed '**Abortive costs associated with cancellation of the proposal**' below.

Abortive costs associated with cancellation of the proposal

Prior to the Secretary of State entering into the Contract, if the Council decides not to go ahead with the provision of any or all of the Additional Works then the Council agrees to pay any costs properly incurred by the DfE in relation to any abortive design and project management costs associated with the incorporation of the Additional Works into the Contract.

Once the Secretary of State has entered into the Contract, if the Council decides it no longer wishes to proceed with any part of or all of the Additional Works, the Council acknowledges that any refund it requests of all/part of the Contribution will be at the DfE's sole discretion.

Matters not Funded by the SRP

The Council acknowledges that the SRP does not fund any off-site works, including but not limited to works required under the Town and Country Planning Act 1990 (including but not limited to section 106 works) or the Highways Act 1980 (including but not limited to section 278 works). The Council acknowledges that should any such works be necessary then the Council will be required to fund the costs of them in addition to the figure referred to above.

Contractual position

The Council acknowledges that, in order to procure the construction of the proposed items on behalf of the Council, the DfE will be the 'client' for the purposes of the Contract for the overall project at the School.

Payment

The Council agrees to pay the Contribution (and any further contribution) including VAT as agreed in accordance with this letter within 30 working days of receipt of an invoice from the DfE. The invoice shall be issued to Kent County Council and addressed for the attention of [Council to provide details].

The Council confirms that the purchase order number to be used on all invoices relating to this matter is: [*Insert PO Number*].¹

The Council confirms that the requirements specified in article (8)(1)(b) of the Value Added Tax (Section 55A) (Specified Services and Excepted Supplies) Order 2019 (SI 2019 No. 892) will be satisfied and the parties consider that the VAT Reverse Charge ("VAT Reverse Charge" means, in relation to a supply, that under section 55A(6) of the Value Added Tax Act 1994 it is for the recipient, on the supplier's behalf, to account for and pay VAT on the supply and not for the supplier) will not apply to the Contribution so that it is for the DfE to account for and pay VAT to HMRC.

The Academy confirms that this letter may be signed by electronic signature (whatever form the electronic signature takes) and that this method of signature is as conclusive of its intention to be bound by the terms of this letter as if signed by manuscript signature.

¹ A valid purchase order is a requirement for all contributions – without this the associated Works will not be included in a Contract.

Yours Sincerely,

[name]

Position/Section 151 Officer

This page is intentionally left blank

KENT COUNTY COUNCIL – PROPOSED RECORD OF DECISION

DECISION TO BE TAKEN BY:

Cabinet Member for Education and Skills

DECISION NO:

20/00007

For publication

Key decision: YES

Key decision criteria. The decision will:

- a) result in savings or expenditure which is significant having regard to the budget for the service or function (currently defined by the Council as in excess of £1,000,000); or
- b) be significant in terms of its effects on a significant proportion of the community living or working within two or more electoral divisions – which will include those decisions that involve:
 - the adoption or significant amendment of major strategies or frameworks;
 - significant service developments, significant service reductions, or significant changes in the way that services are delivered, whether County-wide or in a particular locality.

Subject Matter / Title of Decision

Proposal to expand Pilgrims Way Primary school, Pilgrims Way, Canterbury, Kent, CT1 1XU by increasing the Published Admissions Number (PAN) from 45 places to 60 places from September 2024.

Decision:

As Cabinet Member for Integrated Cabinet Member for Education and Skills, I agree to:

- i. Allocate £1.9m from the Children, Young People and Education Basic Need Capital Budget to expand Pilgrims Way Primary school, by increasing the Published Admissions Number (PAN) from 45 places to 60 places from September 2024.
- ii. Authorise the Director of Infrastructure, Strategic and Corporate Services in consultation with the General Counsel and Director of Education to enter into any necessary contracts / agreements on behalf of the County Council.
- iii. Authorise the Director of Infrastructure, Strategic and Corporate Services to be the nominated Authority Representative within the relevant agreements and to enter into variations as envisaged under the contracts. Variations to contract value to be no more than 10% above the capital funding agreed by the Cabinet Member without requiring a new Record of Decision.

Reason(s) for decision:

Background

The Kent Commissioning Plan for Education 2019-2023 identified a need for additional places in the Canterbury City Planning Area due to pressures from new housing developments in Canterbury City and specifically the private development on the former Howe Barracks Site. This development will produce a total of 500 new homes. To mitigate the need for places, it is proposed that Pilgrims Way will expand by 0.5 forms of entry (FE) to become a 2FE Primary school. Pilgrims Way is the nearest primary school to these developments and was named for any developer contributions linked to the development of private housing on the former barracks site.

The school is currently being rebuilt under the DfE Schools Rebuilding Programme and the expansion will be implemented in line with the re-building and expansion of the school.

Financial Implications

A feasibility study has been carried out with the costs for the 0.5FE expansion to be £1.9m and to be funded by the CYPE Basic Need Capital Budget and Developer Contributions.

£81,473.63 in developer contributions has been collected by Canterbury City Council towards the 0.5FE expansion of Pilgrims Way Primary School. A further £843,560 is expected but not received and £4,986 has been requested but not agreed. A total of £930,019.63 is therefore expected from developer contributions towards the expansion.

Up to £2,500 is provided for each newly provided learning space for ICT equipment from the Capital budget. Totalling £10,000 for this project.

Legal implications

None identified

Equalities implications

An Equality Impact Assessment has been produced and the assessment identified the following positive impacts:

- Sufficient local primary provision for children in Canterbury to meet the growing need from new housing.
- Future financial viability of the school.

Cabinet Committee recommendations and other consultation:

The Children’s and Young People Cabinet Committee consider the decision on 13 September 2022.

Any alternatives considered and rejected:

All options are looked at in the report accompanying this decision.

Any interest declared when the decision was taken and any dispensation granted by the Proper Officer: None

.....
signed

.....
date

From: Shellina Prendergast, Cabinet Member for Education and Skills
Sarah Hammond, Corporate Director for Children, Young People and Education

To: Children's and Young People's Cabinet Committee – 13 September 2022

Subject: DECISIONS TAKEN OUTSIDE OF THE CABINET COMMITTEE MEETING CYCLE

Classification: Unrestricted

FOR INFORMATION ONLY

Summary: The attached decision was taken between meetings as they could not reasonably be deferred to the next programmed meeting of the Children's, Young People and Education Cabinet Committee for the reason set out below.

Recommendation(s):

Cabinet Committee is asked to NOTE that the following decision has been taken in accordance with the process as set out in Part 2 paragraph 12.35 of the Constitution: 22/00077 - Whitfield Aspen Primary School (Dover) sports field

1. Introduction

- 1.1 Set in accordance with the Council's governance arrangements, all Significant or Key Decisions must be listed in the Forward Plan of Key Decisions and should be submitted to the relevant Cabinet Committee for endorsement or recommendation prior to the decision being taken by the Cabinet Member or Cabinet.
- 1.2 For the reason set out below it has not been possible for this decision to be discussed by the Cabinet Committee prior to being taken by the Cabinet Member or Cabinet. Therefore, in accordance with process as set out in Part 2 paragraph 12.35 of the Constitution, the following decision was taken and published to all Members of this Cabinet Committee and the Scrutiny Committee.

2. Decision

- 2.1 To complete the works to provide the School with the facilities it requires at a quality level that is appropriate, safe, and long lasting, £1.5m of additional funding is needed. One aspect of the works, the provision of the sports field, is time critical. The seasonal nature of these works necessitates the commencing in September 2022, in order to ensure this was available for September 2023.

2.2 Delaying any approval for the works would mean the field not being available until Easter 2024. To enable the contract to progress this work to be let, a non-key decision (22/00077) was taken by the Cabinet member for Education and Skills to allocate £275,000 of funding. The contract cost is circa £450k. Other funding in the project is covering the difference, pending a key decision 22/00064 - Additional funding required to complete the construction of the expansion of Whitfield Aspen Primary School (Dover) onto a satellite site on the remaining funding required, which is £1.225m. Decision 22/00064 will be considered by the Children's, Young People and Education Cabinet Committee on 13 September 2022.

3. Recommendations:

Cabinet Committee is asked to NOTE that the following decision has been taken in accordance with the process as set out in Part 2 paragraph 12.35 of the Constitution: 22/00077 - Whitfield Aspen Primary School (Dover) sports field

4. Background Documents

22/00077 - Whitfield Aspen Primary School (Dover) sports field

10. Contact details

Report Authors:
Lee Round
Interim AO – South Kent County Council
03000 412309
lee.round@kent.gov.uk

Relevant Director:
Christine McInnes
Director Education
03000418913
Christine.McInnes@kent.gov.uk

Louise Dench
Democratic and Business Process
Senior Officer
03000 416027
Louise.dench@kent.gov.uk

CHILDREN'S, YOUNG PEOPLE AND EDUCATION CABINET COMMITTEE – WORK PROGRAMME 2022/23

29 NOVEMBER 2022

- | | | |
|---|----------------------------------|--|
| • School Expansions/Alterations | Standing Item | |
| • Performance Monitoring | Standing item | |
| • SEND Update | Standing Item | |
| • Ofsted Update | Standing item | |
| • Kent Commissioning Plan update | Added at 4 August agenda setting | |
| • Contracts Register – TBC by Louise Dench | Added at 4 August agenda setting | |
| • The Government's response to the Care review expected by November | Added at 4 August agenda setting | |
| • Inflationary Pressures on Capital Construction Programmes | Added at 4 August agenda setting | |
| • Work Programme 2023 | Standing item | |

JANUARY 2023

- | | | |
|--|----------------------------------|--|
| • Coordinated Schemes for primary and secondary schools in Kent and admission arrangements for infant, junior and primary and secondary community and voluntary controlled schools 2023-24 | | |
| • School Expansions/Alterations | Standing Item | |
| • Performance Monitoring | Standing item | |
| • SEND Update | Standing Item | |
| • Ofsted Update | Standing item | |
| • Family Hub update | Added at 4 August agenda setting | |
| • Update on Safety Valve agreement | Added at 4 August agenda setting | |
| • Work Programme 2023 | Standing item | |

8 MARCH 2023

• Post-16 Transport Policy	Annual Decision	
• Annual presentation of risk reports	Annual report	
• SACRE Report	Annual report	
• Complaints and Representations Report	Annual report	
• School Expansions/Alterations	Standing Item	
• Performance Monitoring	Standing item	
• SEND Update	Standing Item	
• Ofsted Update	Standing item	
• 0 – 5 Strategy	Added at 4 August agenda setting	
• Work Programme 2023	Standing item	

16 MAY 2023

• School Term dates 2024-25		
• Kent Commissioning Plan Update	Bi-annual report	
• Post 16 Transport Policy Statement 2022/23	Annual report	
• School Expansions/Alterations	Standing Item	
• Performance Monitoring	Standing item	
• SEND Update	Standing Item	
• Ofsted Update	Standing item	
• Work Programme 2023	Standing item	

18 JULY 2023

• School Expansions/Alterations	Standing Item	
• Performance Monitoring	Standing item	
• SEND Update	Standing Item	
• Ofsted Update	Standing item	

Page 166

• Work Programme 2023	Standing item	
-----------------------	---------------	--

Items for Consideration that have not yet been allocated to a meeting	

Updated: 05/09/22

This page is intentionally left blank